

Local Control Funding Formula (LCFF) Statewide Fingertip Facts 2018–19 Fiscal Year – Annual Principal Apportionment (as of February 2020)

Prepared by: CA Dept. of Education
School Fiscal Services Division

2018–19 AT A GLANCE

Funding Sources:

- \$34.2 Billion from State General Fund
- \$20.1 Billion from Local Revenue
- \$7.7 Billion from Education Protection Account (EPA)

**\$62.0
Billion**

Funding Apportioned:

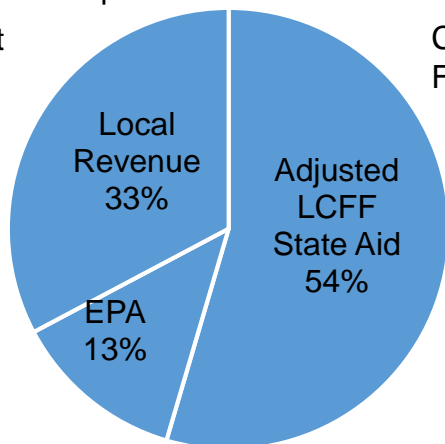
- \$54.7 Billion to School Districts
- \$6.2 Billion to Charter Schools
- \$1.1 Billion to County Offices of Education (COE)

LCFF Funding Detail

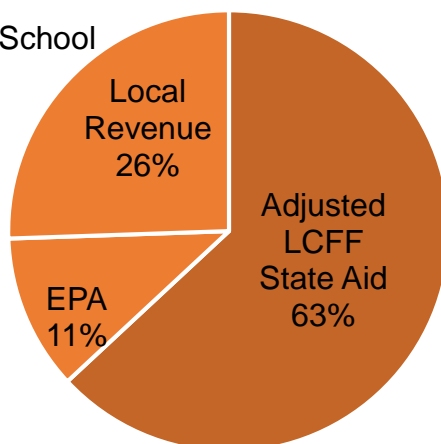
Sources	School Districts	Charter Schools	School District & Charter Subtotal	County Offices of Education	Statewide Total
LCFF State Aid before Minimum State Aid (MSA)	\$29,711,873,943	\$3,884,901,986	\$33,596,775,929	\$290,956,166	\$33,887,732,095
Additional State Aid for MSA Guarantee, Other LCFF State Aid for COEs	<u>143,295,908</u>	<u>1,112,685</u>	<u>144,408,593</u>	<u>202,183,961</u>	346,592,554
Adjusted LCFF State Aid (subtotal)	29,855,169,851	3,886,014,671	33,741,184,522	493,140,127	34,234,324,649
EPA State Aid	6,947,638,316	701,474,508	7,649,112,824	48,272,006	7,697,384,830
Local Revenue/In-lieu of Property Taxes ¹	<u>17,927,452,035</u>	<u>1,573,427,745</u>	<u>19,500,879,780</u>	<u>576,541,390</u>	<u>20,077,421,170</u>
Total LCFF Funding Sources	\$54,730,260,202	\$6,160,916,924	\$60,891,177,126	\$1,117,953,523	\$62,009,130,649

¹Amounts in table and pie charts do not include excess local revenue.

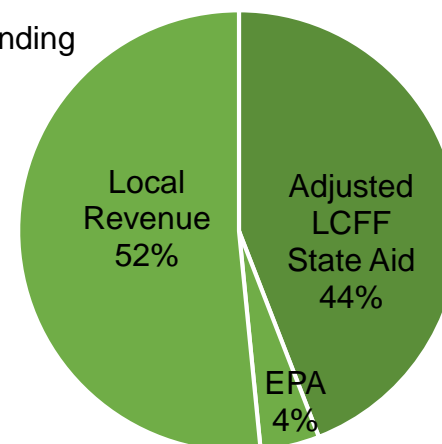
School District Funding



Charter School Funding



COE Funding



Determination of Statewide Remaining Need for LCFF Full Transition

Remaining Need Calculation ²	School Districts	Charter Schools	Total
LCFF Target Entitlement	\$54,494,077,924	\$6,158,259,583	\$60,652,337,507
Less LCFF Floor, OR LCFF Target Amount for LEAs Funded at the Target ³	-50,938,495,625	-5,779,455,936	-56,717,951,561
Less Current Year Gap Funding (Based on Statewide Gap Rate of 100%)	-3,555,582,299	-378,803,647	-3,934,385,946
Statewide Remaining Need	\$0	\$0	\$0

²Remaining Need Calculation is not applicable to COEs; as of 2014-15, all COEs are either funded at the Target or above based on “hold harmless” provisions of *Education Code (EC) Section 2575(g)(2)*.

COUNTY OFFICE OF EDUCATION DATA

LCFF Funding Summary

LCFF Entitlement	Number of COEs	Amount
Funding Based on LCFF Target ³	25	\$269,800,396
Funding Based on “Hold Harmless” provisions of <i>EC</i> Section 2575(g)(2)	33	\$645,025,886

³Final determination of LEAs funded at the LCFF Target is made at the Second Principal (P-2) Apportionment.

LCFF Target Entitlement Calculation

LCFF Target Components	Number of COEs	Amount
Base Grant Funding	54	\$155,518,586
Supplemental Grant Funding	51	48,447,048
Concentration Grant Funding	51	<u>21,322,069</u>
Alternative Education Grant (subtotal)	n/a	\$225,287,703
Operations Grant Funding	58	463,041,547
Add-on Funding	36	<u>30,684,488</u>
Total LCFF Target Entitlement	n/a	\$719,013,738

Alternative Education Grant Average Daily Attendance (ADA)

Non-Juvenile Court School ADA	8,028.85
Juvenile Court School ADA	5,016.49
Total County Funded ADA	13,045.34

Unduplicated Pupil Percentage (UPP)

Average UPP (Non-Juvenile Court School)	74.58%
Lowest non-zero UPP (Non-Juvenile Court School)	49.95%

Additional State Aid

Additional State Aid Component	Number of COEs	Amount
Additional State Aid for Minimum State Aid Guarantee	24	\$128,494,109
State Aid Pursuant to <i>EC</i> Section 2575.1	24	7,189,852
State Aid Pursuant to <i>EC</i> Section 2575.2	51	66,500,000
Total Additional State Aid	n/a	\$202,183,961

SCHOOL DISTRICT AND CHARTER SCHOOL DATA

LCFF Transition Entitlement Summary

LCFF Transition Components	District Count	% of Districts	District Funding	Charter Count	% of Charters	Charter Funding	Total Count	Total Funding
LCFF Floor Entitlement	872	92.4%	\$50,861,902,614	1,133	88.6%	\$5,255,975,463	2,005	\$56,117,878,077
Current Year Gap Funding	872	92.4%	3,555,582,299	1,133	88.6%	378,803,647	2,005	3,934,385,946
LCFF Target Entitlement ⁴	72	7.6%	76,593,011	146	11.4%	523,480,473	218	600,073,484
Economic Recovery Target Payments	122	12.9%	44,397,105	22	1.7%	1,494,244	144	45,891,349
State Aid for MSA Guarantee	160	16.9%	143,295,908	15	1.2%	1,112,685	175	144,408,593
Miscellaneous Adjustments	2	0.2%	-134,316	0	0.0%	0	2	-134,316
Total LCFF Transition Entitlement⁴	n/a	n/a	\$54,681,636,621	n/a	n/a	\$6,160,886,512	n/a	\$60,842,503,133

⁴Total LCFF Transition Entitlement is less than Total LCFF Funding Sources (shown on page 1) due to EPA State Aid minimum guarantee.

LCFF Target Entitlement Summary

LCFF Target Components	District Count	% of Districts	District Funding	Charter Count	% of Charters	Charter Funding	Total Count	Total Funding
Base Grant Funding ⁵	906	96.0%	\$44,349,564,683	1,279	100.0%	\$5,219,661,846	2,185	\$49,569,226,529
Supplemental Grant Funding	944	100.0%	5,555,001,229	1,277	99.8%	634,111,116	2,221	6,189,112,345
Concentration Grant Funding	563	59.7%	3,168,679,287	743	58.1%	304,486,621	1,306	3,473,165,908
Necessary Small School (NSS) Allowance	108	11.4%	100,474,970	n/a	n/a	n/a	108	100,474,970
Add-on Funding	915	96.9%	1,320,357,755	n/a	n/a	n/a	915	1,320,357,755
Total LCFF Target Entitlement	n/a	n/a	\$54,494,077,924	n/a	n/a	\$6,158,259,583	n/a	\$60,652,337,507

⁵Some school districts are fully funded through NSS and do not receive Base Grant Funding; some charter schools have no Base Grant Funding due to zero funded ADA.

Total Funded ADA by Grade Span (includes NSS ADA)

LEA Type	Number of LEAs	TK/K-3	Grades 4-6	Grades 6-8	Grades 9-12	TOTAL ADA
School Districts	944	1,641,353.16	1,233,076.67	819,657.17	1,637,399.79	5,331,486.79
Charter Schools	1,299	171,647.68	128,369.86	104,141.99	218,185.78	622,345.31
TOTAL	2,243	1,813,000.84	1,361,446.53	923,799.16	1,855,585.57	5,953,832.10

Unduplicated Pupil Percentage (UPP) Ranges for School Districts and Charter Schools

UPP Range	District Count	Charter Count
0% - 10%	27	21
11% - 20%	55	82
21% - 30%	60	119
31% - 40%	85	109
41% - 50%	102	123
51% - 60%	120	117
61% - 70%	121	121
71% - 80%	132	136
81% - 90%	152	215
91% - 100%	90	256
Total	944	1,299

