



SSID: #9999999906
School Year: 2023–24
Grade: 5

FOR THE FAMILY OF:
JENNY M. LASTNAME
1234 MAIN STREET
YOUR CITY, CA 12345




What is the CAASPP?

The California Assessment of Student Performance and Progress (CAASPP) consists of assessments aligned with the state standards that outline the expectations for what students know and can do. Students in grades three through eight and eleven take the English language arts/literacy (ELA) and mathematics assessments. Students take the California Science Test (CAST) in grades five and eight, and once in high school. With each assessment, students are expected to write clearly, think critically, and solve problems.

If you have any questions about the assessments or your child’s results, you may contact your child’s teacher for more information.




What do the scores mean?

Students receive an overall score and an achievement level. There are four different achievement levels:

-  Level 4: Standard Exceeded
-  Level 3: Standard Met
-  Level 2: Standard Nearly Met
-  Level 1: Standard Not Met

The goal for all students is to reach the Standard Met or Standard Exceeded level, which means they met the expectations for their grade level.

There are performance areas for each assessment, which are reported as one of three levels:

-  Above Standard
-  Near Standard
-  Below Standard

These results provide a measure of where students are excelling and where they can improve. Assessment results are only one measure and should be combined with other information to better understand student achievement.



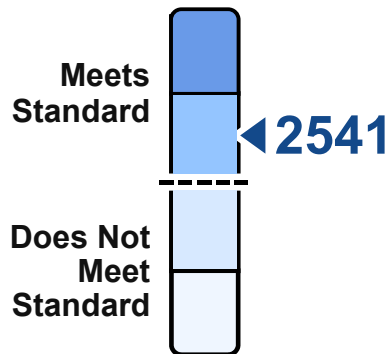
For more information about these tests—including sample test questions—visit <https://CA.StartingSmarter.org/>.

Smarter Balanced for English Language Arts/Literacy (ELA)

Jenny's Overall ELA Score

Jenny's score of 2541 met the grade five standard.

Level
3
Standard Met

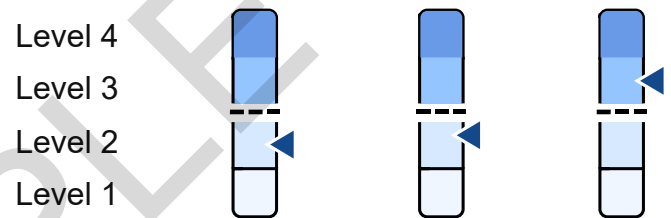


The score range for grade five is 2200 to 2730. A score of 2502 or higher meets the grade five standard.

Jenny's Score History

Jenny's score increased from last year, enough to reach a higher level.

Grade	Grade 3	Grade 4	Grade 5
Score	2400	2460	2541
Level	Level 2	Level 2	Level 3



The arrow represents how far Jenny's score is from reaching the next level. Standards for the next grade are higher than for the previous grade. As a result, students may need a higher score to stay in the same level as the previous year.

Jenny's Performance Areas



Reading and Listening

How well did Jenny understand written and spoken information?

Near Standard



Writing and Research

How well did Jenny use research skills and communicate in writing?

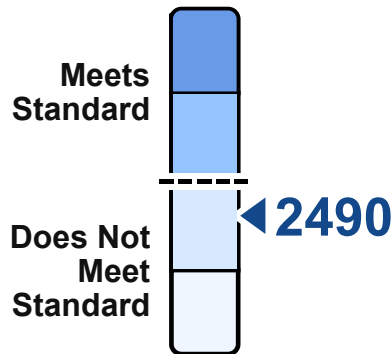
Above Standard

Smarter Balanced for Mathematics

Jenny's Overall Mathematics Score

Jenny's score of 2490 nearly met the grade five standard.

Level
2
Standard Nearly Met

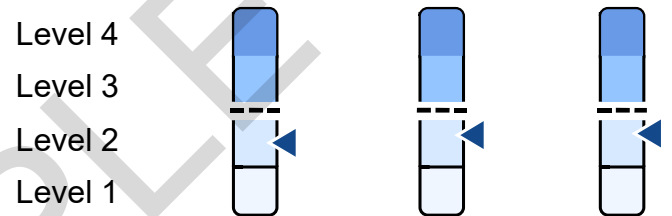


The score range for grade five is 2220 to 2740. A score of 2528 or higher meets the grade five standard.

Jenny's Score History

Jenny's score increased from last year and remains in the same achievement level.

Grade	Grade 3	Grade 4	Grade 5
Score	2408	2467	2490
Level	Level 2	Level 2	Level 2



The arrow represents how far your child's score is from reaching the next level. Standards for the next grade are higher than for the previous grade. As a result, students may need a higher score to stay in the same level as the previous year.

Jenny's Performance Areas



Concepts and Procedures

How well did Jenny apply mathematical concepts and procedures to solve problems?

Near Standard



Mathematical Practices

How well did Jenny apply strategies to solve complex problems and explain the reasoning for the solution?

Near Standard



Jenny's Essay Performance

Jenny was assigned a narrative essay as part of the test. Jenny's essay is scored in three categories and provides additional information about Jenny's writing.

Organization / Purpose

Does the writing tell a complete story with a setting, character(s), and a clear sequence of events?



4 out of 4

Development / Elaboration

Were the experiences, characters, setting, and events clearly developed in the story? Does the writing make use of effective vocabulary, figurative language, and style?



3 out of 4

Conventions

Did the writing include correct sentence formation, punctuation, spelling, capitalization, and grammar?



1 out of 2

Jenny's Lexile® and Quantile® Measures

Lexile and Quantile measures are reported from the Smarter Balanced for ELA and Smarter Balanced for Mathematics assessments. Lexile measures show the level of text your child can read and understand independently. Quantile measures identify the mathematic skills and concepts your child is ready to learn next. To learn more about these measures and to access Lexile and Quantile resources to support learning, visit <https://Hub.Lexile.com/Family/>.

 **980L**

 **745Q**

How Jenny's Scores Compare

Smarter Balanced for ELA		
Your Child's Score	School Average	State Average
2541	2530	2491

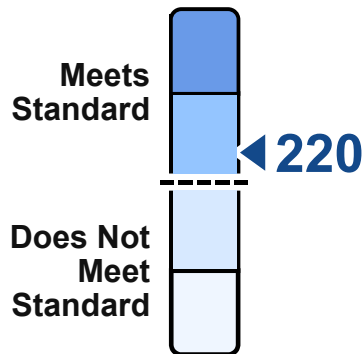
Smarter Balanced for Mathematics		
Your Child's Score	School Average	State Average
2490	2577	2576

California Science Test (CAST)

Jenny's Overall Science Score

Jenny's score of 220 met the grade five standard.

Level
3
Standard Met



The score range for grade five is 150 to 250. A score of 214 or higher meets the grade five standard.

How Jenny's Score Compares

Your Child's Score	School Average	State Average
220	209	187

Jenny's Performance Areas



Earth and Space Sciences

How much did your child learn about Earth's place in the universe, Earth's systems, and Earth and human activity?

Near Standard



Life Sciences

How much did your child learn about living things, ecosystems, heredity, and biological evolution?

Above Standard



Physical Sciences

How much did your child learn about matter and its interactions, motion and stability, energy, and waves and their applications?

Near Standard






SSID: #9999999906
School Year: 2023–24
Grade: 11

FOR THE FAMILY OF:
JENNY M. LASTNAME
1234 MAIN STREET
YOUR CITY, CA 12345




What do the scores mean?

Students receive an overall score and an achievement level. There are four different achievement levels:

-  Level 4: Standard Exceeded
-  Level 3: Standard Met
-  Level 2: Standard Nearly Met
-  Level 1: Standard Not Met

The goal for all students is to reach the Standard Met or Standard Exceeded level, which means they met the expectations for their grade level.

There are performance areas for each assessment, which are reported as one of three levels:

-  Above Standard
-  Near Standard
-  Below Standard

These results provide a measure of where students are excelling and where they can improve. Assessment results are only one measure and should be combined with other information to better understand student achievement.

What is the CAASPP?

The California Assessment of Student Performance and Progress (CAASPP) consists of assessments aligned with the state standards that outline the expectations for what students know and can do. Students in grades three through eight and eleven take the English language arts/literacy (ELA) and mathematics assessments. Students take the California Science Test (CAST) in grades five and eight, and once in high school. With each assessment, students are expected to write clearly, think critically, and solve problems.

If you have any questions about the assessments or your child’s results, you may contact your child’s teacher for more information.



For more information about these tests—including sample test questions—visit <https://CA.StartingSmarter.org/>.

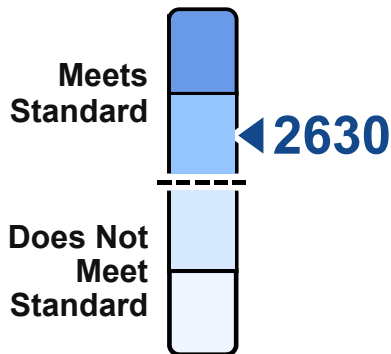


Smarter Balanced for English Language Arts/Literacy (ELA)

Jenny's Overall ELA Score

Jenny's score of 2630 met the grade eleven standard.

Level
3
Standard Met



The score range for grade eleven is 2300 to 2900. A score of 2583 or higher meets the grade eleven standard.

The Early Assessment Program

The Early Assessment Program (EAP) is designed to provide students with an early indicator of college academic preparation through California Assessment of Student Performance and Progress (CAASPP/EAP) results. For more information on how the California State University uses CAASPP results for college placement, visit <https://www.caaspp.org/eap/>.

Jenny's Performance Areas



Reading and Listening

How well did Jenny understand written and spoken information?

Near Standard



Writing and Research

How well did Jenny use research skills and communicate in writing?

Above Standard

Smarter Balanced for Mathematics

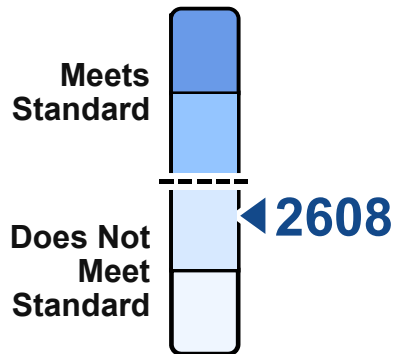
Jenny's Overall Mathematics Score

Jenny's score of 2608 nearly met the grade eleven standard.

Level

2

Standard Nearly Met



The score range for grade eleven is 2280 to 2900. A score of 2628 or higher meets the grade eleven standard.

The Early Assessment Program

The Early Assessment Program (EAP) is designed to provide students with an early indicator of college academic preparation through California Assessment of Student Performance and Progress (CAASPP/EAP) results. For more information on how the California State University uses CAASPP results for college placement, visit <https://www.caaspp.org/eap/>.

Jenny's Performance Areas



Concepts and Procedures

How well did Jenny apply mathematical concepts and procedures to solve problems?

Near Standard



Mathematical Practices

How well did Jenny apply strategies to solve complex problems and explain the reasoning for the solution?

Near Standard



Jenny's Essay Performance

Jenny was assigned an argumentative essay as part of the test. Jenny's essay is scored in three categories and provides additional information about Jenny's writing.

Organization / Purpose

Was the writing organized with a clear purpose and uses an introduction, conclusion, and effective transitions?



4 out of 4

Evidence / Elaboration

Did the writing support the main idea using facts and details from the sources? Does the writing make use of effective vocabulary and style?



3 out of 4

Conventions

Did the writing include correct sentence formation, punctuation, spelling, capitalization, and grammar?



1 out of 2

Jenny's Lexile® and Quantile® Measures

Lexile and Quantile measures are reported from the Smarter Balanced for ELA and Smarter Balanced for Mathematics assessments. Lexile measures show the level of text your child can read and understand independently. Quantile measures identify the mathematic skills and concepts your child is ready to learn next. To learn more about these measures and to access Lexile and Quantile resources to support learning, visit <https://Hub.Lexile.com/Family/>.

 **1315L**

 **1195Q**

How Jenny's Scores Compare

Smarter Balanced for ELA		
Your Child's Score	School Average	State Average
2630	2529	2528

Smarter Balanced for Mathematics		
Your Child's Score	School Average	State Average
2608	2650	2649



SSID: #9999999906
School Year: 2023–24
Grade: 12

FOR THE FAMILY OF:
JENNY M. LASTNAME
1234 MAIN STREET
YOUR CITY, CA 12345




What is the CAASPP?

The California Assessment of Student Performance and Progress (CAASPP) is a system of statewide standardized tests aligned with state standards that outline the expectations for what students know and can do. Students take the California Science Test (CAST) in grades five and eight, and once in high school. The CAST is a way to measure learning in science and engineering. Students are expected to communicate clearly, think critically, and solve problems.

If you have any questions about the assessments or your child’s results, you may contact your child’s teacher for more information.




What do the scores mean?

Students receive an overall score and an achievement level. There are four different achievement levels:

-  Level 4: Standard Exceeded
-  Level 3: Standard Met
-  Level 2: Standard Nearly Met
-  Level 1: Standard Not Met

The goal for all students is to reach the Standard Met or Standard Exceeded level, which means they met the expectations for their grade level.

There are performance areas for each assessment, which are reported as one of three levels:

-  Above Standard
-  Near Standard
-  Below Standard

These results provide a measure of where students are excelling and where they can improve. Assessment results are only one measure and should be combined with other information to better understand student achievement.



For more information about these tests—including sample test questions—visit <https://CA.StartingSmarter.org/>.

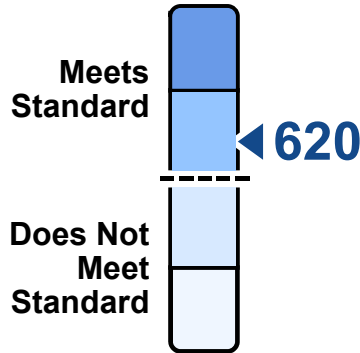


California Science Test (CAST)

Jenny's Overall Science Score

Jenny's score of 620 met the high school standard.

Level
3
Standard Met



The score range for high school is 550 to 650. A score of 615 or higher meets the high school standard.

Jenny's Performance Areas

Earth and Space Sciences

How much did your child learn about Earth's place in the universe, Earth's systems, and Earth and human activity?

Near Standard

Life Sciences

How much did your child learn about living things, ecosystems, heredity, and biological evolution?

Below Standard

Physical Sciences

How much did your child learn about matter and its interactions, motion and stability, energy, and waves and their applications?

Below Standard

How Jenny's Score Compares

Your Child's Score	School Average	State Average
620	625	620



SSID: #9999999906
School Year: 2023–24
Grade: 5

FOR THE FAMILY OF:
JENNY M. LASTNAME
1234 MAIN STREET
YOUR CITY, CA 12345




What are the California Alternate Assessments?

The California Alternate Assessments (CAAs) give students the opportunity to demonstrate their learning by taking a test aligned with alternate achievement standards for their grade level. Students whose individualized education program (IEP) designates the use of an alternate assessment to measure learning take the CAAs for English language arts/literacy (ELA) and mathematics in grades three through eight and eleven. Students take the CAA for Science in grades five and eight, and once in high school.

Working with a teacher, your child completed questions independently. Like other California Assessment of Student Performance and Progress (CAASPP) tests, the CAAs offer accessibility resources according to each student's needs and as described in the student's IEP.

What do my child's scores mean?

Students receive an overall score and an achievement level. There are three different achievement levels:

-  Level 3: Understanding
-  Level 2: Foundational Understanding
-  Level 1: Limited Understanding

Assessment results are only one measure and should be combined with other information to better understand student achievement.

If you have any questions about the assessments or your child's results, you may contact your child's teacher and other members of your child's IEP team for more information.

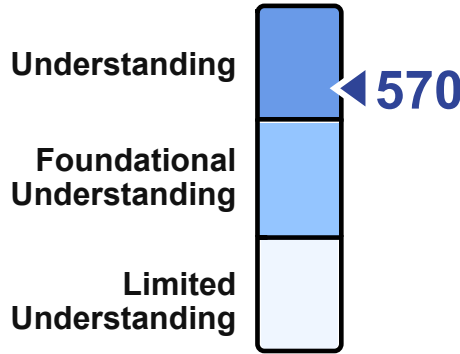


For more information about these tests—including sample test questions—visit <https://CA.StartingSmarter.org/>.

CAA for English Language Arts/Literacy (ELA)

Jenny's Overall CAA for ELA Score

Level
3



Jenny showed **understanding** of core concepts in English language arts/literacy, such as identifying the main idea of a story.

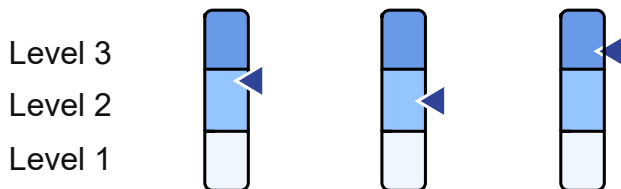
The CAA for ELA score range is 500–599 for grade five.

Jenny's Score History

Grade	Grade 3	Grade 4	Grade 5
Score	356	452	570
Level	Level 2	Level 2	Level 3

How Jenny's Score Compares

CAA for ELA	
Jenny's Score	State Average
570	538



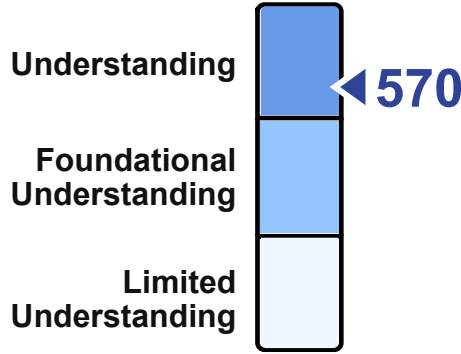
Score ranges for each level are different for each grade, and the standards for the next grade are higher than for the previous grade.



CAA for Mathematics

Jenny's Overall CAA for Mathematics

Level
3



Jenny showed **understanding** of core concepts in mathematics, such as solving addition, subtraction of decimals, and division with whole numbers.

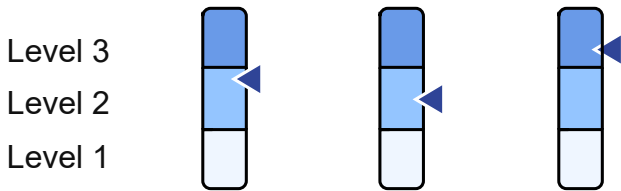
The CAA for Mathematics score range is 500–599 for grade five.

Jenny's Score History

Grade	Grade 3	Grade 4	Grade 5
Score	347	450	570
Level	Level 2	Level 2	Level 3

How Jenny's Score Compares

CAA for Mathematics	
Jenny's Score	State Average
570	533



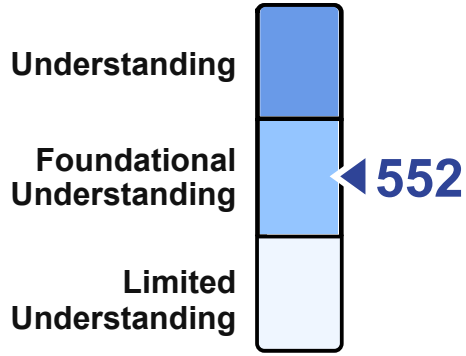
Score ranges for each level are different for each grade, and the standards for the next grade are higher than for the previous grade.



CAA for Science

Jenny's Overall CAA for Science Score

Level
2



Jenny showed **foundational** understanding of core concepts in Science.

The CAA for Science score range is 500–599 for grade five.

How Jenny's Score Compares

CAA for Science	
Jenny's Score	State Average
552	549



SSID: #9999999906
School Year: 2023–24
Grade: 11

FOR THE FAMILY OF:
JENNY M. LASTNAME
1234 MAIN STREET
YOUR CITY, CA 12345




What are the California Alternate Assessments?

The California Alternate Assessments (CAAs) give students the opportunity to demonstrate their learning by taking a test aligned with alternate achievement standards for their grade level. Students whose individualized education program (IEP) designates the use of an alternate assessment to measure learning take the CAAs for English language arts/literacy (ELA) and mathematics in grades three through eight and eleven. Students take the CAA for Science in grades five and eight, and once in high school.

Working with a teacher, your child completed questions independently. Like other California Assessment of Student Performance and Progress (CAASPP) tests, the CAAs offer accessibility resources according to each student's needs and as described in the student's IEP.

What do my child's scores mean?

Students receive an overall score and an achievement level. There are three different achievement levels:

-  Level 3: Understanding
-  Level 2: Foundational Understanding
-  Level 1: Limited Understanding

Assessment results are only one measure and should be combined with other information to better understand student achievement.

If you have any questions about the assessments or your child's results, you may contact your child's teacher and other members of your child's IEP team for more information.



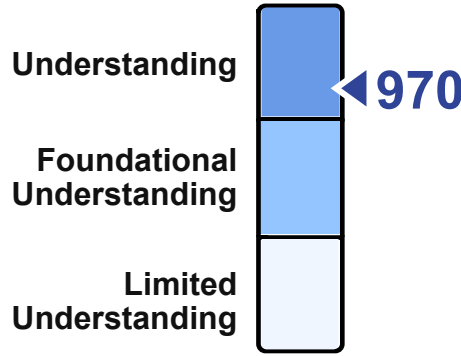
For more information about these tests—including sample test questions—visit <https://CA.StartingSmarter.org/>.



CAA for English Language Arts/Literacy (ELA)

Jenny's Overall CAA for ELA Score

Level
3



Jenny showed **understanding** of core concepts in English language arts/literacy, such as identifying elements of a story's plot .

The CAA for ELA score range is 900–999 for high school.

How Jenny's Score Compares

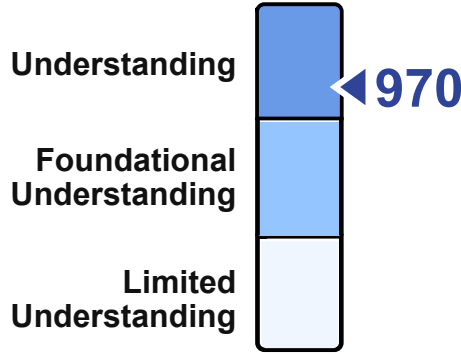
CAA for ELA	
Jenny's Score	State Average
970	955



CAA for Mathematics

Jenny's Overall CAA for Mathematics

Level
3



Jenny showed **understanding** of core concepts in mathematics, such as making predictions based on a given model.

The CAA for Mathematics score range is 900–999 for high school.

How Jenny's Score Compares

CAA for Mathematics	
Jenny's Score	State Average
970	956



SSID: #9999999906
School Year: 2023–24
Grade: 12

FOR THE FAMILY OF:
JENNY M. LASTNAME
1234 MAIN STREET
YOUR CITY, CA 12345




What are the California Alternate Assessments?

The California Alternate Assessments (CAAs) give students the opportunity to demonstrate their learning by taking a test aligned with alternate achievement standards for their grade level. Students whose individualized education program (IEP) designates the use of an alternate assessment to measure learning take the CAA for Science in grades five and eight, and once in high school.

Working with a teacher, your child completed questions independently. Like other California Assessment of Student Performance and Progress (CAASPP) tests, the CAAs offer accessibility resources according to each student's needs as described in the student's IEP.

What do my child's scores mean?

Students receive an overall score and an achievement level. There are three different achievement levels:

-  Level 3: Understanding
-  Level 2: Foundational Understanding
-  Level 1: Limited Understanding

Assessment results are only one measure and should be combined with other information to better understand student achievement.

If you have any questions about the assessment or your child's results, you may contact your child's teacher and other members of your child's IEP team for more information.



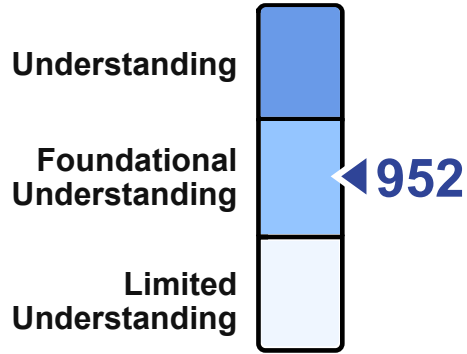
For more information about these tests—including sample test questions—visit <https://CA.StartingSmarter.org/>.



CAA for Science

Jenny's Overall CAA for Science Score

Level
2



Jenny showed **foundational** understanding of core concepts in science.

The CAA for Science score range is 900–999 for high school.

How Jenny's Score Compares

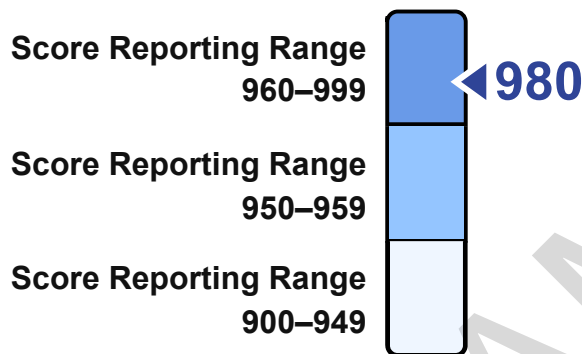
CAA for Science	
Jenny's Score	State Average
952	949



SSID: #9999999906
Test Date: 3/6/2024
Grade: 11

FOR THE FAMILY OF:
JENNY M. LASTNAME
1234 MAIN STREET
YOUR CITY, CA 12345

Jenny's Overall CSA Score



What is the CSA?

The California Spanish Assessment (CSA) is an optional Spanish reading/language arts test that is aligned with the Common Core State Standards en Español. Students in grades three through eight and high school who are receiving instruction in Spanish, or seeking a measure of their Spanish reading and language arts skills, take the CSA.

If you have any questions about the assessment or your child's results, you may contact your child's teacher for more information.

What do the scores mean?

Students receive an overall score in one of three score reporting ranges. The goal for all students is to reach the highest range. Assessment results are only one measure and should be combined with other information to better understand student achievement.

Jenny's Score History

Jenny's score reporting range stayed the same as last year.

Grade	Grade 9	Grade 10	Grade 11
Score	962	970	980



For more information about these tests—including sample test questions—visit <https://CA.StartingSmarter.org/>.

California Spanish Assessment (CSA)

Jenny's Performance Areas

Jenny scored in the 960–999 range.

In the 960–999 Score Reporting Range, students can *consistently*:



Reading

- Determine complex central ideas and details in various texts.
- Analyze important aspects of text and combine information to make insightful observations.



Listening

- Analyze and describe complex ideas and details.
- Comprehend the subtleties of point of view, purpose, arguments and claims.



Writing Mechanics

- Use complex language to identify important relationships among experiences and events.
- Demonstrate a command of Spanish conventions.
- Revise writing to express a variety of ideas.

In the 950–959 Score Reporting Range, students can *usually*:



Reading

- Determine clear central ideas and details in various texts.
- Analyze important aspects of text and make sufficient observations.



Listening

- Analyze and describe central ideas and details.
- Comprehend point of view, purpose, arguments, and claims.



Writing Mechanics

- Use clear language to identify important relationships among experiences and events.
- Demonstrate a command of Spanish conventions.
- Revise writing to express important ideas.

In the 900–949 Score Reporting Range, students *may be able to*:



Reading

- Determine simple central ideas and details in various texts.
- Analyze important aspects of text and combine information to make simple observations.



Listening

- Analyze and describe basic ideas and details.
- Show basic understanding of point of view, purpose, arguments, and claims.



Writing Mechanics

- Use simple language to make important distinctions and to convey basic information, experiences, and events.
- Demonstrate a command of Spanish conventions.
- Revise writing to express simple ideas.



SSID: #9999999906
Test Date: 3/6/2024
Grade: 5

FOR THE FAMILY OF:
JENNY M. LASTNAME
1234 MAIN STREET
YOUR CITY, CA 12345

What is the Summative ELPAC, and why is it administered?

The Summative English Language Proficiency Assessments for California (ELPAC) is used to measure progress toward English proficiency. The Summative ELPAC measures how well students can listen, read, write, and speak in English. This information helps educators provide students the resources they need to be successful.

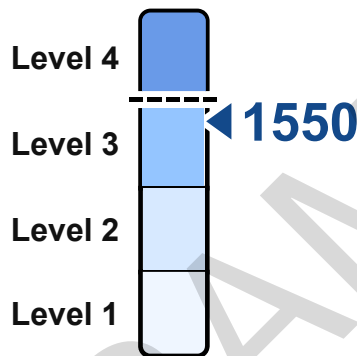
What do the scores mean?

Students receive an overall score and a performance level. There are four different performance levels. The overall score is a combination of the two performance areas. Students who are English learners will continue to take the ELPAC until reclassified. These results provide a measure of where students are excelling and where they can improve. Assessment results are only one measure and should be combined with other information to better understand student performance.

If you have any questions about the assessment or your child's results, you may contact your child's teacher for more information.

Jenny's Overall Summative ELPAC Score

Level 3



Jenny has **moderately developed** English skills and can sometimes use English to learn new concepts in school. Jenny may need help using English to communicate on less-familiar school topics and in less-familiar social situations.

The score range for grade five is 1150–1800. A score of 1560 or higher is considered proficient in English for grade five.



For more information about these tests, including resources you can use to support your child's learning at home, visit <https://ELPAC.StartingSmarter.org/>.

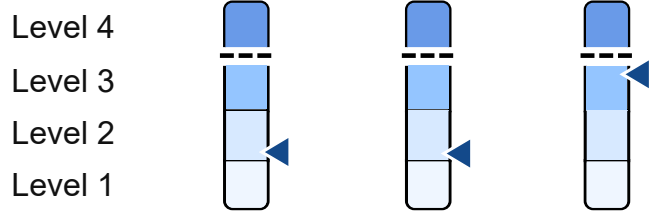


Jenny's Score History

Students are expected to show improvement within the level or move to the next level each school year.

Grade	Grade 3	Grade 4	Grade 5
Score	1455	1461	1550
Level	Level 2	Level 2	Level 3

Jenny's score increased from last year, enough to reach a higher level.



Jenny's Performance Areas

Jenny's overall score is 50 percent oral language (Listening and Speaking) and 50 percent written language (Reading and Writing) skills.



Oral Language Score



1520

Moderately Developed



Written Language Score



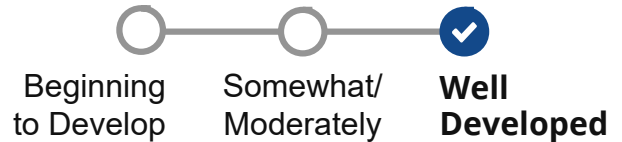
1580

Moderately Developed

Listening



Reading



Speaking



Writing





SSID: #9999999906
Test Date: 3/6/2024
Grade: 5

FOR THE FAMILY OF:
JENNY M. LASTNAME
1234 MAIN STREET
YOUR CITY, CA 12345

What is the Summative Alternate ELPAC, and why is it administered?

The Summative Alternate English Language Proficiency Assessments for California (ELPAC) is used to measure English proficiency. The Summative Alternate ELPAC measures how well a student can listen, read, write, and speak in English. This information helps educators provide students the resources they need to be successful.




Students whose individualized education program (IEP) team designates the use of an alternate assessment to measure learning take the Summative Alternate ELPAC.

English learner students in kindergarten through grade twelve (through age 21) will take the Summative Alternate ELPAC until reclassified as fluent English proficient.

Students may use preferred communication modes used in daily instruction to respond to receptive (listening and reading) and expressive (speaking and writing) test questions.

What do the scores mean?

Students receive an overall score and a performance level. There are three different performance levels.

-  Level 3: Fluent English Proficient
-  Level 2: Intermediate English Learner
-  Level 1: Novice English Learner

Assessment results are only one measure and should be combined with other information to better understand student performance.

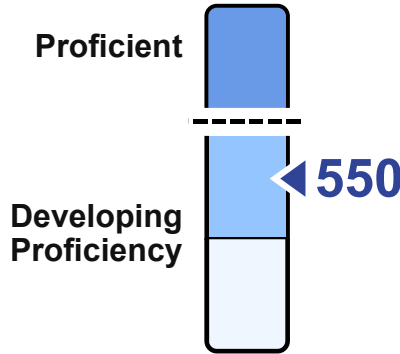


For more information about these tests, including resources you can use to support your child's learning at home, visit <https://ELPAC.StartingSmarter.org/>.



Summative Alternate ELPAC

Jenny's Overall Summative Alternate ELPAC Score



Students at this level can **sometimes** use English to communicate and learn in school. They may need frequent help with English in order to learn grade-level information that has been modified for students with the most significant cognitive disabilities.

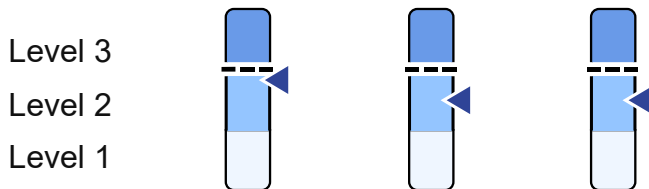
The score range for grade five is 501–599. A score of 560 or higher is considered fluent English proficient for grade five. Your child will take the Summative Alternate ELPAC until your child is reclassified as fluent English proficient.

If you have any questions about the assessment or your child’s results, you may contact your child’s teacher and other members of your child’s IEP team for more information.

Jenny's Score History

Students are expected to show improvement within the level or move to the next level each school year.

Grade	Grade 3	Grade 4	Grade 5
Score	556	550	550
Level	Level 2	Level 2	Level 2





SSID: #9999999906
Test Date: 3/6/2024
Grade: 5

FOR THE FAMILY OF:
JENNY M. LASTNAME
1234 MAIN STREET
YOUR CITY, CA 12345




What is the Initial ELPAC, and why is it administered?

The Initial English Language Proficiency Assessments for California (ELPAC) is used to measure a student's English language proficiency. The Initial ELPAC helps identify how well students can listen, read, write, and speak in English. This information helps educators provide students the resources they need to be successful.

Upon enrolling in a California public school for the first time, students in kindergarten through grade twelve complete a Home Language Survey. Students who have a primary language other than English on the Home Language Survey will take the Initial ELPAC. The Initial ELPAC determines whether they need English language support or are fluent in English.

What do the scores mean?

Students receive an overall score and a performance level. There are three different performance levels:

-  Level 3: Initial Fluent English Proficient
-  Level 2: Intermediate English Learner
-  Level 1: Novice English Learner

The overall score is a combination of the two performance areas. Students who receive an overall level of 1 or 2, are identified as an English learner, or EL, and will need support learning English. Students who receive an overall level of 3, initial fluent English proficient, will not need to take the Summative ELPAC.

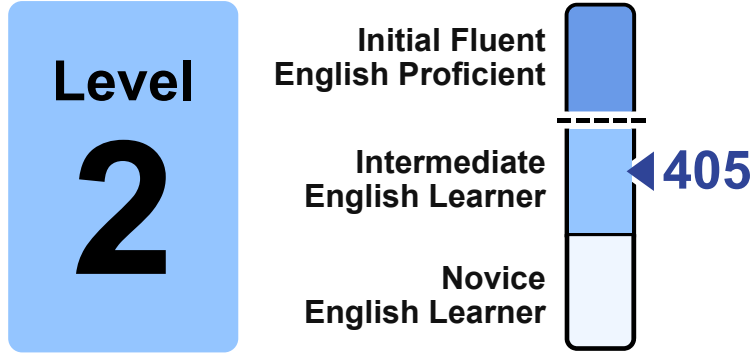
If you have any questions about the assessment or your child's results, you may contact your child's teacher for more information.



For more information about these tests, including resources you can use to support your child's learning at home, visit <https://ELPAC.StartingSmarter.org/>.

Initial ELPAC

Jenny's Overall Initial ELPAC Score




Jenny has **somewhat to moderately developed** English skills and may sometimes use English to learn and communicate in meaningful ways. Jenny may need some help to communicate about familiar topics in English and more help on less-familiar topics.

The score range for grade five is 150–600. A score of 450 or higher is considered initial fluent English proficient for grade five. Your child will take the Summative ELPAC until they are reclassified as fluent English proficient.

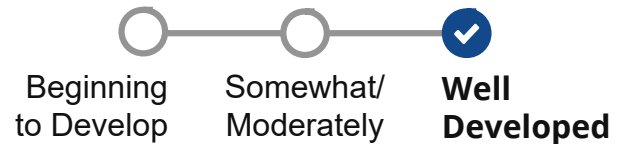
Jenny's Performance Areas

Jenny's overall score is 50 percent oral language (Listening and Speaking) and 50 percent written language (Reading and Writing) skills.

Oral Language Skills



How well did your child understand conversations, presentations, and stories; speak about an illustration or scene; and summarize an academic presentation?



Written Language Skills



How well did your child read a variety of materials and answer questions about what your child read, write an opinion, and describe a picture or an experience?





SSID: #9999999906
Test Date: 3/6/2024
Grade: 5

FOR THE FAMILY OF:
JENNY M. LASTNAME
1234 MAIN STREET
YOUR CITY, CA 12345

What is the Initial Alternate ELPAC, and why is it administered?




The Initial Alternate English Language Proficiency Assessments for California (ELPAC) is used to measure a student's English language proficiency. The Initial Alternate ELPAC helps identify how well students can listen, read, write, and speak in English. This information helps educators provide students the resources they need to be successful.

Students may use preferred communication modes used in daily instruction to respond to receptive (listening and reading) and expressive (speaking and writing) test questions.

Upon enrolling in a California public school for the first time, students in kindergarten through grade twelve complete a Home Language Survey. Students who have a primary language other than English on the Home Language Survey, and whose individualized education program (IEP) designates the use of an alternate assessment to measure learning, will take the Initial Alternate ELPAC. The Initial Alternate ELPAC determines whether they need English language support or are fluent in English.

What do my child's scores mean?

Students receive an overall score and a performance level. There are three different performance levels.

-  Level 3: Fluent English Proficient
-  Level 2: Intermediate English Learner
-  Level 1: Novice English Learner

Students who receive an overall level of 1 or 2, are identified as an English Learner and will need support learning English. Students who receive an overall level of 3, initial fluent English proficient, will not need to take the Summative Alternate ELPAC.



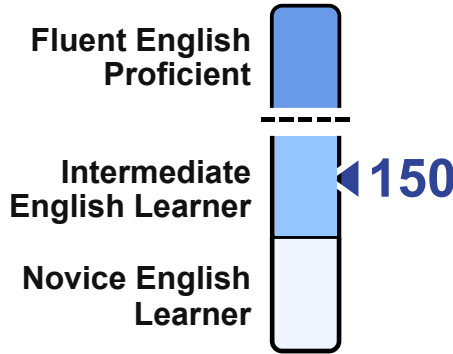
For more information about these tests, including resources you can use to support your child's learning at home, visit <https://ELPAC.StartingSmarter.org/>.



Initial Alternate ELPAC

Jenny's Overall Initial Alternate ELPAC Score

Level
2



Jenny can **sometimes** use English to communicate and learn in school. Jenny may need frequent help with English in order to learn grade-level information that has been modified for students with the most significant cognitive disabilities.

The score range for grade five is 101–199. A score of 160 or higher is considered Fluent English Proficient for grade five. Your child will take the Summative Alternate ELPAC until they are reclassified as fluent English proficient.

If you have any questions about the assessment or your child’s results, you may contact your child’s teacher and other members of your child’s IEP team for more information.

SAMPLE