



**California Department of Education
Assessment Development &
Administration Division**



**Summative English Language
Proficiency Assessments for California
Technical Report
2018–2019 Administration**

Chapter 11 Appendices

**Final Submitted July 20, 2020
Educational Testing Service**



Contract No. CN140284

Table of Contents

Appendix 11.A: ELPAC Summative Test Takers Demographic Summary Across Administrations 1
Appendix 11.B: ELPAC Summative Scale Score Distribution Across Administrations.. 6
Appendix 11.C: Test-Form Statistical Comparison 18

List of Tables

Table 11.A.1 Summary of ELPAC Summative Assessment Test Takers—Kindergarten Through Grade Two 1
Table 11.A.2 Summary of ELPAC Summative Assessment Test Takers—Grades Three Through Five 2
Table 11.A.3 Summary of ELPAC Summative Assessment Test Takers—Grades Six Through Eight..... 3
Table 11.A.4 Summary of ELPAC Summative Assessment Test Takers—Grades Nine and Ten 4
Table 11.A.5 Summary of ELPAC Summative Assessment Test Takers—Grades Eleven and Twelve 5
Table 11.B.1 ELPAC Summative Assessment—Kindergarten Through Grade Two Overall Scale Score Distribution Across Administrations 6
Table 11.B.2 Overall Scale Score Distribution Across Administrations for Grades Three Through Five 7
Table 11.B.3 Overall Scale Score Distribution Across Administrations for Grades Six Through Eight..... 8
Table 11.B.4 Overall Scale Score Distribution Across Administrations for Grades Nine Through Twelve..... 9
Table 11.B.5 Oral Scale Score Distribution Across Administrations for Kindergarten Through Grade Two..... 10
Table 11.B.6 Oral Scale Score Distribution Across Administrations for Grades Three Through Five 11
Table 11.B.7 Oral Scale Score Distribution Across Administrations for Grades Six Through Eight 12
Table 11.B.8 Oral Scale Score Distribution Across Administrations for Grades Nine Through Twelve 13
Table 11.B.9 Written Scale Score Distribution Across Administrations for Kindergarten Through Grade Two 14
Table 11.B.10 Written Scale Score Distribution Across Administrations for Grades Three Through Five 15
Table 11.B.11 Written Scale Score Distribution Across Administrations for Grades Six Through Eight..... 16
Table 11.B.12 Written Scale Score Distribution Across Administrations for Grades Nine Through Twelve..... 17
Table 11.C.1 Mean Proportion Correct for Oral Operational Test Items Across Administrations..... 18
Table 11.C.2 Mean Proportion Correct for Written Operational Test Items Across Administrations..... 18

Table 11.C.3 Mean <i>a</i> -value for Oral by Grade or Grade Span Across Administrations	19
Table 11.C.4 Mean <i>a</i> -value for Written by Grade or Grade Span Across Administrations ...	19
Table 11.C.5 Mean <i>b</i> -value for Oral by Grade or Grade Span Across Administrations	19
Table 11.C.6 Mean <i>b</i> -value for Written by Grade or Grade Span Across Administrations ...	20
Table 11.C.7 Mean Point Biserial for Oral by Grade or Grade Span Across Administrations.....	20
Table 11.C.8 Mean Point Biserial for Written by Grade or Grade Span Across Administrations.....	20
Table 11.C.9 Reliability Coefficient of Domains and Oral Composite Scores	21
Table 11.C.10 Reliability Coefficient of Domains and Written Composite Score	21
Table 11.C.11 Standard Error of Measurement (SEM) Based on Classical Test Theory for Oral Language Skill	22
Table 11.C.12 SEM Based on Classical Test Theory for Written Language Skill.....	22
Table 11.C.13 TCC for Kindergarten Oral Language Skill Data	23
Table 11.C.14 TCC for Grade One Oral Language Skill Data	38
Table 11.C.15 TCC for Grade Two Oral Language Skill Data	53
Table 11.C.16 TCC for Grade Span Three Through Five Oral Language Skill Data	68
Table 11.C.17 TCC for Grade Span Six Through Eight Oral Language Skill Data	85
Table 11.C.18 TCC for Grade Span Nine and Ten Oral Language Skill Data	105
Table 11.C.19 TCC for Grade Span Eleven and Twelve Oral Language Skill Data	126
Table 11.C.20 TCC Data for Kindergarten Written Language Skill.....	147
Table 11.C.21 TCC Data for Grade One Written Language Skill.....	162
Table 11.C.22 TCC Data for Grade Two Written Language Skill.....	177
Table 11.C.23 TCC Data for Grade Span Three Through Five Written Language Skill.....	192
Table 11.C.24 TCC Data for Grade Span Six Through Eight Written Language Skill.....	210
Table 11.C.25 TCC Data for Grade Span Nine and Ten Written Language Skill	230
Table 11.C.26 TCC Data for Grade Span Eleven and Twelve Written Language Skill.....	252

List of Figures

Figure 11.C.1 Test characteristic curve for kindergarten oral language skill	23
Figure 11.C.2 Test characteristic curve for grade one oral language skill	38
Figure 11.C.3 Test characteristic curve for grade two oral language skill.....	53
Figure 11.C.4 Test characteristic curve for grade span three through five oral language skill	68
Figure 11.C.5 Test characteristic curve for grade span six through eight oral language skill	85
Figure 11.C.6 Test characteristic curve for grade span nine and ten oral language skill....	105
Figure 11.C.7 Test characteristic curve for grade span eleven and twelve oral language skill	126
Figure 11.C.8 Test characteristic curve for kindergarten written language skill	147
Figure 11.C.9 Test characteristic curve for grade one written language skill.....	162
Figure 11.C.10 Test characteristic curve for grade two written language skill	177
Figure 11.C.11 Test characteristic curve for grade span three through five written language skill.....	192
Figure 11.C.12 Test characteristic curve for grade span six through eight written language skill.....	210

Figure 11.C.13 Test characteristic curve for grade span nine and ten written language skill 230

Figure 11.C.14 Test characteristic curve for grade span eleven and twelve written language skill..... 252

Appendix 11.A: ELPAC Summative Test Takers Demographic Summary Across Administrations

Table 11.A.1 Summary of ELPAC Summative Assessment Test Takers—Kindergarten Through Grade Two

Student Group	Kindergarten: Number Tested 2017–2018	Kindergarten: Number Tested 2018–2019	Grade 1: Number Tested 2017–2018	Grade 1: Number Tested 2018–2019	Grade 2: Number Tested 2017–2018	Grade 2: Number Tested 2018–2019
All	176,526	154,122	146,516	127,705	128,076	115,898
Gender: Male	90,866	81,434	75,845	66,665	67,128	61,163
Gender: Female	85,660	72,688	70,671	61,040	60,948	54,735
Ethnicity: American Indian or Alaska Native	247	263	193	181	180	171
Ethnicity: Asian	24,530	21,494	17,862	16,608	14,216	12,468
Ethnicity: Native Hawaiian or Other Pacific Islander	418	327	380	342	374	310
Ethnicity: Filipino	1,788	1,451	1,554	1,260	1,494	1,115
Ethnicity: Hispanic or Latino	136,575	119,044	116,127	99,928	103,497	93,654
Ethnicity: Black or African American	839	721	648	623	537	532
Ethnicity: White	9,057	7,763	7,434	6,434	6,154	5,719
Ethnicity: Two or more races	1,134	886	832	757	658	555
Economic status: Not economically disadvantaged	43,596	33,439	30,244	23,071	23,942	18,565
Economic status: Economically disadvantaged	132,930	120,683	116,272	104,634	104,134	97,333
Students not receiving special education services	161,238	140,370	132,274	114,351	112,773	101,325
Students receiving special education services	15,288	13,752	14,242	13,354	15,303	14,573

Table 11.A.2 Summary of ELPAC Summative Assessment Test Takers—Grades Three Through Five

Student Group	Grade 3: Number Tested 2017–2018	Grade 3: Number Tested 2018–2019	Grade 4: Number Tested 2017–2018	Grade 4: Number Tested 2018–2019	Grade 5: Number Tested 2017–2018	Grade 5: Number Tested 2018–2019
All	114,289	100,015	104,547	101,708	91,337	90,239
Gender: Male	60,926	53,580	56,566	54,722	50,384	49,574
Gender: Female	53,363	46,435	47,981	46,986	40,953	40,665
Ethnicity: American Indian or Alaska Native	146	143	151	139	111	134
Ethnicity: Asian	11,088	10,228	9,106	9,209	7,639	7,646
Ethnicity: Native Hawaiian or Other Pacific Islander	337	286	330	294	296	295
Ethnicity: Filipino	1,247	1,089	1,173	1,144	981	1,028
Ethnicity: Hispanic or Latino	94,296	81,495	88,092	84,430	77,335	76,023
Ethnicity: Black or African American	506	460	488	475	420	435
Ethnicity: White	5,328	4,921	4,144	4,740	3,714	3,639
Ethnicity: Two or more races	538	443	394	428	301	306
Economic status: Not economically disadvantaged	19,583	14,741	16,546	13,861	13,937	11,490
Economic status: Economically disadvantaged	94,706	85,274	88,001	87,847	77,400	78,749
Students not receiving special education services	96,729	84,271	84,968	83,648	71,320	70,841
Students receiving special education services	17,560	15,744	19,579	18,060	20,017	19,398

Table 11.A.3 Summary of ELPAC Summative Assessment Test Takers—Grades Six Through Eight

Student Group	Grade 6: Number Tested 2017–2018	Grade 6: Number Tested 2018–2019	Grade 7: Number Tested 2017–2018	Grade 7: Number Tested 2018–2019	Grade 8: Number Tested 2017–2018	Grade 8: Number Tested 2018–2019
All	78,978	76,328	66,831	70,247	55,667	58,735
Gender: Male	44,390	42,848	38,374	39,906	32,482	34,170
Gender: Female	34,588	33,480	28,457	30,341	23,185	24,565
Ethnicity: American Indian or Alaska Native	95	102	75	85	75	75
Ethnicity: Asian	6,598	6,239	5,654	5,818	5,031	5,003
Ethnicity: Native Hawaiian or Other Pacific Islander	285	260	233	251	219	206
Ethnicity: Filipino	947	859	879	932	793	815
Ethnicity: Hispanic or Latino	66,934	64,519	56,433	59,178	46,573	49,315
Ethnicity: Black or African American	363	377	341	327	283	324
Ethnicity: White	3,016	3,130	2,572	2,804	2,180	2,345
Ethnicity: Two or more races	266	228	204	257	160	170
Economic status: Not economically disadvantaged	11,957	9,617	9,895	9,071	8,732	7,781
Economic status: Economically disadvantaged	67,021	66,711	56,936	61,176	46,935	50,954
Students not receiving special education services	59,886	58,115	49,800	52,931	40,863	43,506
Students receiving special education services	19,092	18,213	17,031	17,316	14,804	15,229

Table 11.A.4 Summary of ELPAC Summative Assessment Test Takers—Grades Nine and Ten

Student Group	Grade 9: Number Tested 2017–2018	Grade 9: Number Tested 2018–2019	Grade 10: Number Tested 2017–2018	Grade 10: Number Tested 2018–2019
All	52,321	54,965	49,067	47,298
Gender: Male	30,946	32,746	29,069	27,939
Gender: Female	21,375	22,219	19,998	19,359
Ethnicity: American Indian or Alaska Native	66	82	57	59
Ethnicity: Asian	4,780	4,740	4,827	4,540
Ethnicity: Native Hawaiian or Other Pacific Islander	177	199	186	182
Ethnicity: Filipino	797	832	817	780
Ethnicity: Hispanic or Latino	43,255	45,542	40,481	38,914
Ethnicity: Black or African American	245	289	300	223
Ethnicity: White	2,235	2,227	1,819	1,854
Ethnicity: Two or more races	148	167	153	135
Economic status: Not economically disadvantaged	8,416	8,966	8,231	7,436
Economic status: Economically disadvantaged	43,905	45,999	40,836	39,862
Students not receiving special education services	39,456	42,025	37,621	35,750
Students receiving special education services	12,865	12,940	11,446	11,548

Table 11.A.5 Summary of ELPAC Summative Assessment Test Takers—Grades Eleven and Twelve

Student Group	Grade 11: Number Tested 2017–2018	Grade 11: Number Tested 2018–2019	Grade 12: Number Tested 2017–2018	Grade 12: Number Tested 2018–2019
All	42,462	41,963	34,998	36,603
Gender: Male	25,012	24,794	20,203	21,404
Gender: Female	17,450	17,169	14,795	15,199
Ethnicity: American Indian or Alaska Native	54	38	69	38
Ethnicity: Asian	4,710	4,345	4,144	4,363
Ethnicity: Native Hawaiian or Other Pacific Islander	177	169	175	176
Ethnicity: Filipino	799	807	702	777
Ethnicity: Hispanic or Latino	34,306	34,213	27,710	29,001
Ethnicity: Black or African American	255	269	245	245
Ethnicity: White	1,689	1,549	1,562	1,567
Ethnicity: Two or more races	100	127	111	113
Economic status: Not economically disadvantaged	7,314	6,860	6,354	6,197
Economic status: Economically disadvantaged	35,148	35,103	28,644	30,406
Students not receiving special education services	32,481	32,021	25,244	26,036
Students receiving special education services	9,981	9,942	9,754	10,567

Appendix 11.B: ELPAC Summative Scale Score Distribution Across Administrations

Table 11.B.1 ELPAC Summative Assessment—Kindergarten Through Grade Two Overall Scale Score Distribution Across Administrations

Overall Scale Score	2017–2018 Kindergarten	2018–2019 Kindergarten	2017–2018 Grade 1	2018–2019 Grade 1	2017–2018 Grade 2	2018–2019 Grade 2
1150–1175	1,194	2,303	615	1,713	393	1,286
1176–1200	355	494	47	66	30	19
1201–1225	265	317	80	80	33	27
1226–1250	177	203	270	440	87	86
1251–1275	338	422	403	445	98	93
1276–1300	571	760	209	345	63	69
1301–1325	1,541	1,680	210	254	53	62
1326–1350	4,218	4,130	554	931	177	237
1351–1375	10,899	9,663	2,097	2,571	1,033	1,397
1376–1400	25,110	22,250	6,428	6,897	2,454	2,369
1401–1425	38,446	35,905	16,294	16,482	6,148	5,921
1426–1450	38,501	33,038	29,879	27,779	15,822	15,006
1451–1475	27,630	20,206	34,072	30,067	26,430	24,469
1476–1500	11,332	9,390	27,426	21,646	28,972	25,684
1501–1525	4,806	4,389	12,138	9,871	19,640	18,726
1526–1550	3,829	3,644	2,457	2,472	13,893	10,164
1551–1575	2,421	1,813	761	372	5,511	3,720
1576–1600	1,213	1,027	5,550	2,436	2,558	2,253
1601–1625	725	1,197	3,733	1,913	1,918	2,387
1626–1650	1,253	590	1,507	587	1,423	978
1651–1675	0	0	0	0	372	600
1676–1700	965	697	1,032	336	196	342

Table 11.B.2 Overall Scale Score Distribution Across Administrations for Grades Three Through Five

Overall Scale Score	2017–2018 Grade 3	2018–2019 Grade 3	2017–2018 Grade 4	2018–2019 Grade 4	2017–2018 Grade 5	2018–2019 Grade 5
1150–1175	445	1,345	351	1,258	329	1,164
1176–1200	29	36	21	19	14	18
1201–1225	52	49	32	31	40	21
1226–1250	93	107	73	89	63	85
1251–1275	110	118	87	72	71	86
1276–1300	94	127	92	55	78	58
1301–1325	82	75	51	80	33	51
1326–1350	108	136	84	118	66	90
1351–1375	529	778	382	621	330	505
1376–1400	1,507	1,703	1,198	1,360	961	1,135
1401–1425	3,605	3,335	2,195	2,010	1,537	1,436
1426–1450	10,232	8,803	5,353	4,234	3,296	2,689
1451–1475	21,514	19,446	12,564	10,147	7,398	6,041
1476–1500	30,402	25,291	23,245	17,890	15,008	11,771
1501–1525	24,191	20,524	26,001	23,548	21,410	18,917
1526–1550	12,517	10,803	18,356	20,372	19,718	20,557
1551–1575	4,921	4,477	8,358	11,408	11,458	13,958
1576–1600	1,621	1,645	2,773	4,821	4,493	6,371
1601–1625	774	615	1,409	1,848	2,263	2,639
1626–1650	327	252	533	751	1,003	1,147
1651–1675	139	138	223	361	365	543
1676–1700	134	141	206	445	327	663
1701–1725	54	46	90	125	204	211
1726–1750	13	16	15	34	39	58
1751–1775	0	0	0	0	0	0
1776–1800	2	4	3	5	13	22

Table 11.B.3 Overall Scale Score Distribution Across Administrations for Grades Six Through Eight

Overall Scale Score	2017–2018 Grade 6	2018–2019 Grade 6	2017–2018 Grade 7	2018–2019 Grade 7	2017–2018 Grade 8	2018–2019 Grade 8
1150–1175	346	1,217	300	1,206	299	1,069
1176–1200	4	7	6	7	2	10
1201–1225	27	34	10	36	21	25
1226–1250	60	58	43	51	32	52
1251–1275	71	68	54	50	34	54
1276–1300	67	108	64	81	86	67
1301–1325	49	89	53	89	37	70
1326–1350	120	203	86	203	90	149
1351–1375	350	590	308	592	265	473
1376–1400	755	910	726	935	635	790
1401–1425	1,325	1,330	1,280	1,215	1,180	1,130
1426–1450	2,409	2,256	2,079	1,975	1,737	1,639
1451–1475	6,155	5,158	4,493	4,052	3,265	2,943
1476–1500	12,092	11,068	8,655	7,882	6,055	5,631
1501–1525	17,947	16,575	13,400	12,711	9,638	8,967
1526–1550	16,973	15,930	14,061	13,845	10,784	10,857
1551–1575	10,458	11,246	10,100	11,983	9,048	10,377
1576–1600	5,104	4,854	5,452	6,235	5,711	6,043
1601–1625	2,090	2,333	2,497	3,289	2,960	3,795
1626–1650	772	1,088	1,046	1,741	1,265	2,014
1651–1675	441	459	559	835	663	1,064
1676–1700	221	197	298	253	395	335
1701–1725	118	247	182	415	245	454
1726–1750	97	160	139	292	153	343
1751–1775	69	82	95	160	135	223
1776–1800	20	22	36	63	46	81
1801–1825	11	18	17	32	38	35
1826–1850	2	13	6	12	8	19
1851–1875	3	2	7	2	8	10
1876–1900	2	3	3	3	8	10

Table 11.B.4 Overall Scale Score Distribution Across Administrations for Grades Nine Through Twelve

Overall Scale Score	2017–2018 Grade 9	2018–2019 Grade 9	2017–2018 Grade 10	2018–2019 Grade 10	2017–2018 Grade 11	2018–2019 Grade 11	2018–2019 Grade 12	2018–2019 Grade 12
1150–1175	429	1,351	406	1,161	491	1,142	728	2,762
1176–1200	6	38	7	23	12	36	23	38
1201–1225	23	18	28	15	12	11	15	14
1226–1250	51	60	29	36	25	47	36	42
1251–1275	70	96	50	72	54	54	54	48
1276–1300	171	190	132	146	111	128	100	120
1301–1325	134	166	118	102	132	134	149	134
1326–1350	167	375	125	164	121	125	98	95
1351–1375	606	874	357	467	267	313	169	230
1376–1400	1,346	1,525	980	907	492	588	371	395
1401–1425	1,845	1,714	1,622	1,339	896	945	593	644
1426–1450	2,107	2,011	2,150	1,874	1,374	1,345	1,074	977
1451–1475	3,184	3,046	2,980	2,639	2,361	2,412	1,811	1,904
1476–1500	5,675	5,058	4,617	3,923	4,165	4,078	3,195	3,243
1501–1525	7,628	7,678	6,355	5,702	6,013	5,944	4,817	4,759
1526–1550	8,192	8,542	7,030	6,537	6,632	6,668	5,327	5,559
1551–1575	6,925	7,707	6,727	6,363	6,311	6,014	4,886	4,868
1576–1600	5,238	5,864	5,356	5,497	4,671	4,726	3,668	4,063
1601–1625	2,796	3,482	3,215	3,717	3,212	2,989	2,467	2,678
1626–1650	2,147	2,194	2,568	2,713	1,849	1,911	1,594	1,752
1651–1675	1,072	1,247	1,365	1,558	960	858	778	852
1676–1700	536	601	658	800	587	620	460	558
1701–1725	295	463	391	577	335	230	263	243
1726–1750	305	264	360	349	219	270	174	256
1751–1775	217	140	263	220	208	164	179	158
1776–1800	196	114	252	183	134	105	109	114
1801–1825	91	98	121	147	73	35	45	39
1826–1850	37	25	40	37	21	49	23	41
1851–1875	14	13	15	22	17	0	19	0
1876–1900	0	6	0	4	5	12	5	6
1901–1925	3	0	5	0	5	1	6	3
1926–1950	9	5	5	2	4	4	3	5

Table 11.B.5 Oral Scale Score Distribution Across Administrations for Kindergarten Through Grade Two

Oral Scale Score	2017–2018 Kindergarten	2018–2019 Kindergarten	2017–2018 Grade 1	2018–2019 Grade 1	2017–2018 Grade 2	2018–2019 Grade 2
1150–1175	1,688	2,932	820	1,987	456	1,358
1176–1200	0	0	0	0	0	0
1201–1225	175	217	0	146	0	40
1226–1250	176	206	111	0	50	0
1251–1275	182	233	0	115	56	40
1276–1300	225	266	221	123	65	71
1301–1325	1,218	1,374	245	500	213	559
1326–1350	3,261	3,460	741	960	982	938
1351–1375	8,166	6,398	2,071	2,111	1,326	1,596
1376–1400	16,412	15,878	5,104	4,838	2,844	2,513
1401–1425	33,484	32,582	17,195	14,626	6,597	5,600
1426–1450	37,836	32,657	23,905	23,845	15,417	13,352
1451–1475	35,030	27,207	42,892	31,234	21,630	19,710
1476–1500	21,768	15,417	21,569	27,754	34,636	23,731
1501–1525	7,931	10,618	19,938	8,045	19,202	18,926
1526–1550	5,263	0	0	6,107	8,466	16,755
1551–1575	0	3,079	7,075	3,833	6,908	6,007
1576–1600	0	0	0	0	4,862	0
1601–1625	0	0	0	0	0	0
1626–1650	0	0	0	0	2,653	3,461
1651–1675	0	0	0	0	0	0
1676–1700	2,974	1,594	3,875	1,479	941	1,238

Table 11.B.6 Oral Scale Score Distribution Across Administrations for Grades Three Through Five

Oral Scale Score	2017–2018 Grade 3	2018–2019 Grade 3	2017–2018 Grade 4	2018–2019 Grade 4	2017–2018 Grade 5	2018–2019 Grade 5
1150–1175	539	1,451	433	1,337	402	1,232
1176–1200	0	0	0	0	0	0
1201–1225	48	52	34	31	23	29
1226–1250	0	0	0	0	0	0
1251–1275	49	30	31	28	33	29
1276–1300	45	60	40	56	30	35
1301–1325	215	270	168	235	167	204
1326–1350	749	1,247	609	1,088	535	962
1351–1375	1,372	1,021	1,092	864	931	738
1376–1400	2,171	1,925	1,549	1,307	1,208	1,144
1401–1425	5,609	4,826	3,216	2,518	2,242	1,819
1426–1450	12,640	11,163	7,503	5,663	4,574	3,570
1451–1475	22,048	19,715	15,506	12,496	10,302	8,239
1476–1500	26,696	23,053	23,344	20,173	17,641	15,337
1501–1525	20,845	17,505	22,303	21,791	20,069	19,594
1526–1550	10,868	9,128	13,750	15,123	14,400	15,221
1551–1575	3,816	3,354	5,417	6,672	6,408	7,234
1576–1600	2,815	2,399	4,075	5,441	5,255	6,115
1601–1625	1,762	1,640	2,736	3,802	3,619	4,743
1626–1650	0	0	0	0	0	0
1651–1675	0	875	0	2,280	0	2,873
1676–1700	924	0	1,425	0	1,990	1
1701–1725	0	0	0	0	0	0
1726–1750	0	0	0	0	0	0
1751–1775	0	0	0	0	0	0
1776–1800	284	296	464	797	688	1,117

Table 11.B.7 Oral Scale Score Distribution Across Administrations for Grades Six Through Eight

Oral Scale Score	2017–2018 Grade 6	2018–2019 Grade 6	2017–2018 Grade 7	2018–2019 Grade 7	2017–2018 Grade 8	2018–2019 Grade 8
1150–1175	455	1,324	387	1,329	393	1,185
1176–1200	0	0	0	0	0	0
1201–1225	39	53	22	50	28	33
1226–1250	0	0	0	0	0	0
1251–1275	56	232	61	220	43	169
1276–1300	97	182	80	200	76	184
1301–1325	376	502	345	535	341	457
1326–1350	456	728	528	780	461	693
1351–1375	966	690	969	697	911	622
1376–1400	1,236	1,072	1,108	1,052	1,103	1,009
1401–1425	1,823	1,897	1,583	1,692	1,326	1,439
1426–1450	4,822	3,420	3,657	2,697	2,853	2,088
1451–1475	7,292	7,998	5,425	6,159	3,927	4,491
1476–1500	13,696	9,826	10,361	7,369	7,729	5,492
1501–1525	15,312	14,542	12,051	12,090	9,337	9,148
1526–1550	11,039	11,542	9,561	10,284	7,723	8,320
1551–1575	9,888	10,664	9,004	10,902	7,991	9,382
1576–1600	3,878	4,367	3,750	4,794	3,452	4,379
1601–1625	2,946	3,327	2,995	3,948	2,828	3,829
1626–1650	2,001	1	2,068	1	2,091	0
1651–1675	0	2,224	0	2,814	0	2,923
1676–1700	1,086	0	1,212	1	1,232	1
1701–1725	0	1,131	0	1,692	0	1,828
1726–1750	0	0	0	0	0	0
1751–1775	500	0	629	0	705	1
1776–1800	0	0	0	0	0	0
1801–1825	0	0	0	0	0	0
1826–1850	0	0	0	0	0	0
1851–1875	0	498	0	749	0	843
1876–1900	194	105	259	190	293	213

Table 11.B.8 Oral Scale Score Distribution Across Administrations for Grades Nine Through Twelve

Oral Scale Score	2017–2018 Grade 9	2018–2019 Grade 9	2017–2018 Grade 10	2018–2019 Grade 10	2017–2018 Grade 11	2018–2019 Grade 11	2018–2019 Grade 12	2018–2019 Grade 12
1150–1175	598	1,596	563	1,332	619	1,311	864	2,928
1176–1200	0	0	0	0	0	0	0	0
1201–1225	65	86	40	35	29	38	27	30
1226–1250	0	166	0	79	69	69	41	42
1251–1275	125	308	76	172	104	102	55	74
1276–1300	198	478	132	230	159	162	114	101
1301–1325	773	585	567	307	202	276	141	161
1326–1350	1,145	1,194	810	782	527	542	332	390
1351–1375	1,368	1,461	1,264	1,054	729	787	527	532
1376–1400	1,443	1,384	1,425	1,268	916	876	684	662
1401–1425	1,614	1,606	1,748	1,602	1,235	1,324	964	960
1426–1450	2,228	2,398	2,198	2,152	1,784	1,889	1,419	1,474
1451–1475	4,793	3,317	4,128	2,740	3,019	3,288	2,337	2,627
1476–1500	5,777	6,630	4,917	4,955	5,671	4,577	4,500	3,601
1501–1525	6,418	6,750	5,461	5,064	5,556	6,835	4,455	5,630
1526–1550	8,120	5,676	7,321	4,646	4,535	4,452	3,607	3,601
1551–1575	2,874	6,665	2,753	5,552	5,089	4,642	3,977	4,028
1576–1600	5,638	3,362	5,516	3,009	2,516	4,482	1,967	3,862
1601–1625	2,472	3,213	2,721	3,027	4,411	1,983	3,505	1,749
1626–1650	2,119	2,758	2,316	2,890	0	1,599	0	1,505
1651–1675	0	2,303	0	2,718	1,734	0	1,429	0
1676–1700	1,648	0	1,887	0	1,416	1,280	1,104	1,189
1701–1725	0	1,735	0	2,013	0	0	0	0
1726–1750	1,158	0	1,386	0	0	841	0	855
1751–1775	0	0	0	0	859	0	706	0
1776–1800	0	0	0	0	0	0	0	0
1801–1825	0	961	0	1,185	0	0	0	0
1826–1850	0	0	0	0	0	0	0	0
1851–1875	0	0	0	0	428	453	364	467
1876–1900	663	0	797	0	0	0	0	0
1901–1925	0	0	0	0	0	0	0	0
1926–1950	278	333	301	484	162	150	120	132

Table 11.B.9 Written Scale Score Distribution Across Administrations for Kindergarten Through Grade Two

Written Scale Score	2017–2018 Kindergarten	2018–2019 Kindergarten	2017–2018 Grade 1	2018–2019 Grade 1	2017–2018 Grade 2	2018–2019 Grade 2
1150–1175	1,603	2,774	1,410	2,748	633	1,502
1176–1200	515	612	0	0	0	0
1201–1225	0	0	0	0	0	0
1226–1250	543	647	0	0	0	0
1251–1275	712	791	0	0	0	0
1276–1300	2,468	2,588	0	0	0	0
1301–1325	4,500	4,368	628	728	60	78
1326–1350	13,967	12,945	1,352	2,996	139	145
1351–1375	27,134	25,308	3,826	5,735	352	428
1376–1400	36,186	31,808	9,833	13,043	3,740	4,213
1401–1425	37,065	30,251	19,992	18,451	10,877	10,979
1426–1450	14,640	11,816	27,539	24,857	18,481	21,989
1451–1475	15,260	12,201	27,178	24,257	24,477	18,795
1476–1500	0	10,593	31,707	15,467	24,133	19,949
1501–1525	13,087	0	12,533	7,951	16,465	19,775
1526–1550	0	0	0	6,943	8,956	7,111
1551–1575	0	0	0	0	8,557	6,541
1576–1600	0	0	0	0	6,890	0
1601–1625	0	0	0	0	0	0
1626–1650	0	0	0	0	0	0
1651–1675	0	0	0	0	0	0
1676–1700	8,109	7,416	9,764	4,527	3,544	4,390

Table 11.B.10 Written Scale Score Distribution Across Administrations for Grades Three Through Five

Written Scale Score	2017–2018 Grade 3	2018–2019 Grade 3	2017–2018 Grade 4	2018–2019 Grade 4	2017–2018 Grade 5	2018–2019 Grade 5
1150–1175	757	1,691	585	1,471	537	1,375
1176–1200	0	0	0	0	0	0
1201–1225	0	0	0	0	0	0
1226–1250	0	0	0	0	0	0
1251–1275	0	0	0	0	0	0
1276–1300	96	108	72	82	48	57
1301–1325	0	0	0	0	0	0
1326–1350	125	126	86	84	46	49
1351–1375	139	152	105	104	74	61
1376–1400	680	1,399	419	894	301	620
1401–1425	2,706	3,495	1,606	2,054	1,085	1,383
1426–1450	10,025	10,335	5,635	5,599	3,367	3,596
1451–1475	21,120	15,631	12,354	8,643	7,503	5,363
1476–1500	29,231	24,922	20,558	16,926	13,275	10,890
1501–1525	25,851	21,909	26,016	22,733	19,695	17,520
1526–1550	14,766	12,847	21,505	22,319	21,606	21,363
1551–1575	5,709	5,145	10,423	13,387	14,418	16,534
1576–1600	957	1,555	1,914	5,095	3,398	7,522
1601–1625	1,046	370	1,907	1,322	3,931	2,111
1626–1650	195	237	359	679	799	1,212
1651–1675	0	0	0	0	0	0
1676–1700	73	70	129	264	355	465
1701–1725	0	0	0	0	0	0
1726–1750	0	0	0	0	0	0
1751–1775	0	0	0	0	0	0
1776–1800	19	18	22	46	79	115

Table 11.B.11 Written Scale Score Distribution Across Administrations for Grades Six Through Eight

Written Scale Score	2017–2018 Grade 6	2018–2019 Grade 6	2017–2018 Grade 7	2018–2019 Grade 7	2017–2018 Grade 8	2018–2019 Grade 8
1150–1175	509	1,410	430	1,356	416	1,223
1176–1200	0	0	0	0	0	0
1201–1225	0	0	0	0	0	0
1226–1250	0	0	0	0	0	0
1251–1275	0	0	0	0	0	0
1276–1300	45	51	35	46	30	32
1301–1325	0	0	0	0	0	0
1326–1350	54	74	28	69	38	43
1351–1375	65	126	65	94	45	74
1376–1400	136	196	109	170	82	115
1401–1425	518	755	427	635	322	468
1426–1450	1,688	2,065	1,289	1,746	1,057	1,369
1451–1475	4,879	5,438	3,676	4,266	2,626	3,046
1476–1500	13,585	11,158	9,957	7,983	6,860	5,724
1501–1525	16,191	16,661	12,053	12,733	8,547	9,116
1526–1550	20,622	16,816	16,581	14,890	12,532	11,192
1551–1575	9,289	12,300	8,823	12,785	7,473	11,272
1576–1600	7,357	5,221	8,160	6,957	8,677	6,903
1601–1625	1,816	2,679	2,344	4,053	2,990	4,828
1626–1650	912	839	1,287	1,440	1,868	1,858
1651–1675	239	232	359	414	577	589
1676–1700	149	139	258	305	356	387
1701–1725	0	91	0	152	0	268
1726–1750	66	0	104	0	224	0
1751–1775	0	40	0	104	0	135
1776–1800	0	0	0	0	0	0
1801–1825	0	0	0	0	0	0
1826–1850	29	26	53	39	88	64
1851–1875	0	0	0	0	0	0
1876–1900	9	8	17	8	35	23

Table 11.B.12 Written Scale Score Distribution Across Administrations for Grades Nine Through Twelve

Written Scale Score	2017–2018 Grade 9	2018–2019 Grade 9	2017–2018 Grade 10	2018–2019 Grade 10	2017–2018 Grade 11	2018–2019 Grade 11	2018–2019 Grade 12	2018–2019 Grade 12
1150–1175	685	1,560	621	1,365	706	1,391	991	3,016
1176–1200	0	0	0	0	0	0	0	0
1201–1225	0	0	0	0	0	0	0	0
1226–1250	0	53	0	40	28	31	44	35
1251–1275	0	0	0	0	0	0	0	0
1276–1300	28	0	28	0	0	0	0	0
1301–1325	0	84	0	46	29	38	38	39
1326–1350	38	0	36	0	0	44	0	39
1351–1375	80	104	55	61	39	65	34	62
1376–1400	163	495	93	238	151	99	117	79
1401–1425	1,028	906	687	453	284	326	236	264
1426–1450	1,862	1,929	1,452	1,293	526	579	391	397
1451–1475	2,808	2,901	2,277	2,109	2,136	1,946	1,635	1,502
1476–1500	7,279	5,761	6,015	4,571	3,318	4,213	2,541	3,459
1501–1525	7,619	9,969	6,357	7,534	6,514	4,546	5,137	3,612
1526–1550	8,878	8,878	7,664	7,182	7,792	6,963	6,113	5,655
1551–1575	6,837	7,059	6,579	5,947	6,236	7,684	4,811	6,277
1576–1600	6,261	8,564	6,592	8,210	5,713	5,759	4,422	4,787
1601–1625	4,502	3,071	5,347	3,442	4,417	3,289	3,508	2,810
1626–1650	1,905	2,039	2,448	2,550	1,961	2,465	1,642	2,206
1651–1675	1,018	1,100	1,393	1,520	1,172	1,499	950	1,428
1676–1700	279	257	378	408	339	461	261	418
1701–1725	0	142	0	212	186	281	172	256
1726–1750	155	0	191	0	0	172	0	155
1751–1775	0	77	0	93	126	0	109	0
1776–1800	71	0	87	0	0	0	0	0
1801–1825	0	0	0	0	67	88	58	82
1826–1850	0	0	0	0	0	0	0	0
1851–1875	0	0	0	0	0	0	0	0
1876–1900	0	0	0	0	0	0	0	0
1901–1925	0	0	0	0	0	0	0	0
1926–1950	19	16	27	22	29	19	29	22

Appendix 11.C: Test-Form Statistical Comparison

[Figure 11.C.1](#) through [Figure 11.C.14](#) present the test characteristic curve for the oral and written language skills for each grade or grade span. Data used to generate these figures is presented in [Table 11.C.13](#) through [Table 11.C.26](#).

Table 11.C.1 Mean Proportion Correct for Oral Operational Test Items Across Administrations

Grade or Grade Span	2017–2018 Listening	2018–2019 Listening	2017–2018 Speaking	2018–2019 Speaking
Kindergarten	0.771	0.719	0.750	0.736
Grade 1	0.784	0.785	0.807	0.784
Grade 2	0.776	0.800	0.825	0.828
Grade span 3–5	0.702	0.720	0.846	0.857
Grade span 6–8	0.665	0.729	0.833	0.834
Grade span 9–10	0.649	0.699	0.789	0.789
Grade span 11–12	0.641	0.648	0.817	0.809

Table 11.C.2 Mean Proportion Correct for Written Operational Test Items Across Administrations

Grade or Grade Span	2017–2018 Reading	2018–2019 Reading	2017–2018 Writing	2018–2019 Writing
Kindergarten	0.694	0.679	0.772	0.759
Grade 1	0.722	0.665	0.782	0.732
Grade 2	0.731	0.733	0.787	0.750
Grade span 3–5	0.572	0.600	0.679	0.685
Grade span 6–8	0.470	0.436	0.702	0.706
Grade span 9–10	0.512	0.514	0.691	0.695
Grade span 11–12	0.492	0.522	0.684	0.690

Table 11.C.3 Mean *a*-value for Oral by Grade or Grade Span Across Administrations

Grade or Grade Span	2017–2018 Listening	2018–2019 Listening	2017–2018 Speaking	2018–2019 Speaking
Kindergarten	0.562	0.528	1.101	1.039
Grade 1	0.608	0.592	1.041	1.006
Grade 2	0.564	0.571	0.735	0.755
Grade span 3–5	0.426	0.407	0.702	0.719
Grade span 6–8	0.244	0.276	0.753	0.729
Grade span 9–10	0.225	0.238	0.635	0.651
Grade span 11–12	0.209	0.213	0.578	0.591

Table 11.C.4 Mean *a*-value for Written by Grade or Grade Span Across Administrations

Grade or Grade Span	2017–2018 Reading	2018–2019 Reading	2017–2018 Writing	2018–2019 Writing
Kindergarten	0.518	0.517	1.687	1.654
Grade 1	0.919	0.860	0.918	0.883
Grade 2	0.809	0.814	0.755	0.853
Grade span 3–5	0.603	0.571	0.595	0.614
Grade span 6–8	0.403	0.374	0.580	0.556
Grade span 9–10	0.385	0.418	0.543	0.464
Grade span 11–12	0.350	0.355	0.516	0.554

Table 11.C.5 Mean *b*-value for Oral by Grade or Grade Span Across Administrations

Grade or Grade Span	2017–2018 Listening	2018–2019 Listening	2017–2018 Speaking	2018–2019 Speaking
Kindergarten	-3.418	-3.193	-2.767	-2.742
Grade 1	-2.797	-3.000	-2.416	-2.384
Grade 2	-2.326	-2.557	-2.254	-2.294
Grade span 3–5	-1.824	-1.967	-2.172	-2.200
Grade span 6–8	-1.623	-2.142	-1.797	-1.804
Grade span 9–10	-1.516	-2.212	-1.563	-1.469
Grade span 11–12	-1.521	-1.634	-1.649	-1.608

Table 11.C.6 Mean *b*-value for Written by Grade or Grade Span Across Administrations

Grade or Grade Span	2017–2018 Reading	2018–2019 Reading	2017–2018 Writing	2018–2019 Writing
Kindergarten	-4.267	-4.317	-3.874	-3.926
Grade 1	-2.411	-2.447	-2.902	-2.863
Grade 2	-1.868	-2.015	-2.383	-2.270
Grade span 3–5	-0.492	-0.548	-1.040	-1.059
Grade span 6–8	1.012	1.289	-0.716	-0.764
Grade span 9–10	0.807	0.806	-0.532	-0.872
Grade span 11–12	2.069	1.890	-0.474	-0.496

Table 11.C.7 Mean Point Biserial for Oral by Grade or Grade Span Across Administrations

Grade or Grade Span	2017–2018 Listening	2018–2019 Listening	2017–2018 Speaking	2018–2019 Speaking
Kindergarten	0.488	0.479	0.713	0.724
Grade 1	0.476	0.479	0.659	0.677
Grade 2	0.430	0.438	0.641	0.670
Grade span 3–5	0.405	0.416	0.679	0.714
Grade span 6–8	0.352	0.381	0.709	0.736
Grade span 9–10	0.426	0.444	0.792	0.805
Grade span 11–12	0.392	0.399	0.748	0.759

Table 11.C.8 Mean Point Biserial for Written by Grade or Grade Span Across Administrations

Grade or Grade Span	2017–2018 Reading	2018–2019 Reading	2017–2018 Writing	2018–2019 Writing
Kindergarten	0.510	0.523	0.787	0.780
Grade 1	0.614	0.628	0.684	0.697
Grade 2	0.500	0.501	0.672	0.704
Grade span 3–5	0.439	0.449	0.691	0.724
Grade span 6–8	0.385	0.376	0.696	0.702
Grade span 9–10	0.422	0.433	0.708	0.694
Grade span 11–12	0.383	0.393	0.666	0.687

Table 11.C.9 Reliability Coefficient of Domains and Oral Composite Scores

Grade Level or Grade Span	2017–2018 Listening	2018–2019 Listening	2017–2018 Speaking	2018–2019 Speaking	2017–2018 Oral Language	2018–2019 Oral Language
Kindergarten	0.828	0.832	0.876	0.884	0.900	0.904
Grade 1	0.837	0.855	0.847	0.864	0.894	0.907
Grade 2	0.798	0.836	0.878	0.899	0.893	0.915
Grade span 3–5	0.775	0.815	0.897	0.918	0.893	0.916
Grade span 6–8	0.699	0.795	0.903	0.927	0.882	0.918
Grade span 9–10	0.816	0.860	0.944	0.952	0.927	0.942
Grade span 11–12	0.801	0.855	0.938	0.951	0.919	0.940

Table 11.C.10 Reliability Coefficient of Domains and Written Composite Score

Grade Level or Grade Span	2017–2018 Reading	2018–2019 Reading	2017–2018 Writing	2018–2019 Writing	2017–2018 Written Language	2018–2019 Written Language
Kindergarten	0.790	0.814	0.913	0.914	0.902	0.911
Grade 1	0.915	0.925	0.822	0.842	0.926	0.934
Grade 2	0.886	0.897	0.802	0.849	0.910	0.924
Grade span 3–5	0.842	0.859	0.808	0.850	0.885	0.903
Grade span 6–8	0.784	0.786	0.816	0.844	0.851	0.859
Grade span 9–10	0.830	0.853	0.841	0.858	0.883	0.896
Grade span 11–12	0.804	0.848	0.827	0.877	0.867	0.900

Table 11.C.11 Standard Error of Measurement (SEM) Based on Classical Test Theory for Oral Language Skill

Grade Level or Grade Span	2017–2018 Listening	2018–2019 Listening	2017–2018 Speaking	2018–2019 Speaking	2017–2018 Oral Language	2018–2019 Oral Language
Kindergarten	1.592	1.636	1.796	1.856	2.581	2.673
Grade 1	1.688	1.676	1.725	1.724	2.537	2.540
Grade 2	1.658	1.602	1.846	1.852	2.625	2.616
Grade span 3–5	1.872	1.859	1.818	1.773	2.782	2.760
Grade span 6–8	2.038	1.851	1.941	1.864	3.019	2.871
Grade span 9–10	2.008	1.900	1.962	1.941	3.173	3.103
Grade span 11–12	2.055	2.006	1.932	1.905	3.139	3.129

Table 11.C.12 SEM Based on Classical Test Theory for Written Language Skill

Grade Level or Grade Span	2017–2018 Reading	2018–2019 Reading	2017–2018 Writing	2018–2019 Writing	2017–2018 Written Language	2018–2019 Written Language
Kindergarten	1.653	1.677	1.182	1.192	2.174	2.189
Grade 1	1.582	1.618	1.577	1.607	2.333	2.401
Grade 2	1.913	1.912	1.509	1.457	2.527	2.526
Grade span 3–5	2.169	2.159	1.591	1.518	2.836	2.816
Grade span 6–8	2.311	2.287	1.508	1.510	2.918	2.943
Grade span 9–10	2.279	2.243	1.553	1.550	2.944	2.941
Grade span 11–12	2.297	2.251	1.528	1.504	2.927	2.946

[Figure 11.C.1](#) presents the test characteristic curve for the oral language skill for kindergarten. The data used to create this graph is found in the table that immediately follows, [Table 11.C.13](#).

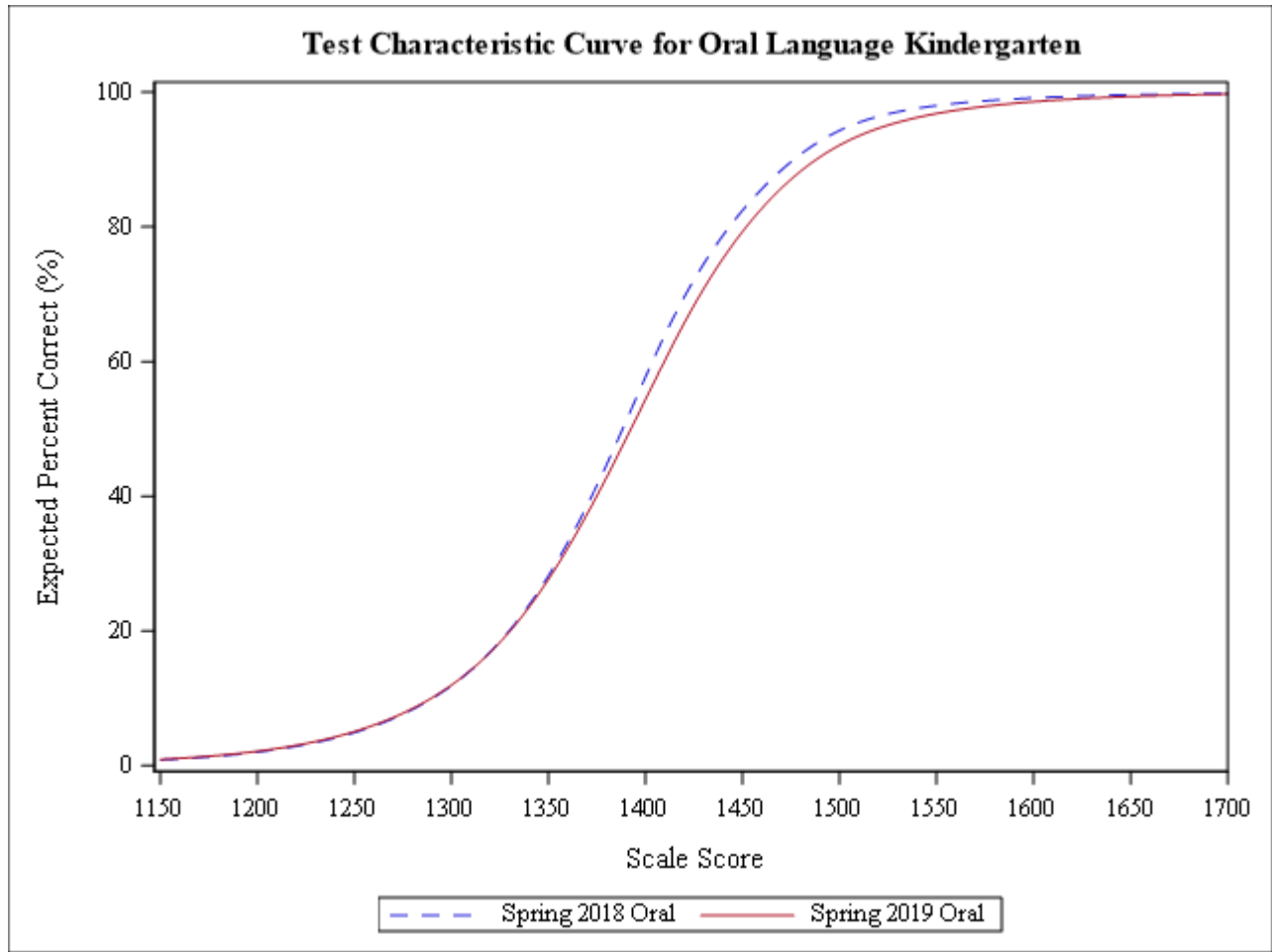


Figure 11.C.1 Test characteristic curve for kindergarten oral language skill

Table 11.C.13 TCC for Kindergarten Oral Language Skill Data

Scale Score	Spring 2018	Spring 2019
1150	0.8420	0.9178
1151	0.8565	0.9332
1152	0.8713	0.9488
1153	0.8864	0.9647
1154	0.9017	0.9809
1155	0.9173	0.9974
1156	0.9332	1.0142
1157	0.9494	1.0313
1158	0.9659	1.0487
1159	0.9827	1.0664
1160	0.9998	1.0843
1161	1.0172	1.1027

Table 11.C.13 (*continuation one*)

Scale Score	Spring 2018	Spring 2019
1162	1.0350	1.1213
1163	1.0530	1.1402
1164	1.0714	1.1595
1165	1.0901	1.1792
1166	1.1092	1.1992
1167	1.1286	1.2195
1168	1.1484	1.2402
1169	1.1685	1.2612
1170	1.1890	1.2827
1171	1.2099	1.3045
1172	1.2311	1.3267
1173	1.2528	1.3493
1174	1.2748	1.3723
1175	1.2972	1.3957
1176	1.3201	1.4195
1177	1.3433	1.4437
1178	1.3670	1.4683
1179	1.3912	1.4934
1180	1.4157	1.5190
1181	1.4408	1.5450
1182	1.4663	1.5714
1183	1.4922	1.5983
1184	1.5186	1.6257
1185	1.5455	1.6536
1186	1.5729	1.6820
1187	1.6008	1.7108
1188	1.6292	1.7402
1189	1.6582	1.7701
1190	1.6876	1.8006
1191	1.7176	1.8315
1192	1.7482	1.8631
1193	1.7793	1.8951
1194	1.8110	1.9278
1195	1.8433	1.9610
1196	1.8761	1.9948
1197	1.9096	2.0292
1198	1.9436	2.0642
1199	1.9783	2.0999
1200	2.0136	2.1361
1201	2.0496	2.1731

Table 11.C.13 (*continuation two*)

Scale Score	Spring 2018	Spring 2019
1202	2.0862	2.2106
1203	2.1235	2.2488
1204	2.1615	2.2877
1205	2.2002	2.3273
1206	2.2395	2.3676
1207	2.2796	2.4086
1208	2.3205	2.4503
1209	2.3620	2.4928
1210	2.4043	2.5360
1211	2.4474	2.5800
1212	2.4913	2.6247
1213	2.5360	2.6703
1214	2.5815	2.7166
1215	2.6278	2.7638
1216	2.6750	2.8118
1217	2.7230	2.8606
1218	2.7719	2.9103
1219	2.8217	2.9609
1220	2.8724	3.0123
1221	2.9240	3.0647
1222	2.9765	3.1180
1223	3.0300	3.1722
1224	3.0845	3.2274
1225	3.1399	3.2835
1226	3.1964	3.3406
1227	3.2538	3.3988
1228	3.3123	3.4579
1229	3.3719	3.5181
1230	3.4325	3.5794
1231	3.4943	3.6417
1232	3.5571	3.7051
1233	3.6211	3.7696
1234	3.6862	3.8353
1235	3.7525	3.9021
1236	3.8200	3.9700
1237	3.8887	4.0392
1238	3.9586	4.1096
1239	4.0298	4.1812
1240	4.1023	4.2540
1241	4.1760	4.3281

Table 11.C.13 (*continuation three*)

Scale Score	Spring 2018	Spring 2019
1242	4.2511	4.4035
1243	4.3276	4.4802
1244	4.4054	4.5583
1245	4.4845	4.6377
1246	4.5651	4.7185
1247	4.6472	4.8007
1248	4.7307	4.8843
1249	4.8157	4.9694
1250	4.9022	5.0560
1251	4.9902	5.1440
1252	5.0798	5.2336
1253	5.1710	5.3248
1254	5.2638	5.4175
1255	5.3583	5.5118
1256	5.4545	5.6078
1257	5.5523	5.7054
1258	5.6519	5.8047
1259	5.7532	5.9057
1260	5.8564	6.0085
1261	5.9613	6.1131
1262	6.0682	6.2194
1263	6.1769	6.3276
1264	6.2875	6.4377
1265	6.4001	6.5496
1266	6.5146	6.6635
1267	6.6312	6.7794
1268	6.7499	6.8972
1269	6.8706	7.0171
1270	6.9934	7.1390
1271	7.1185	7.2631
1272	7.2457	7.3892
1273	7.3751	7.5176
1274	7.5069	7.6481
1275	7.6409	7.7809
1276	7.7773	7.9160
1277	7.9161	8.0534
1278	8.0573	8.1931
1279	8.2010	8.3352
1280	8.3473	8.4798
1281	8.4961	8.6269

Table 11.C.13 (*continuation four*)

Scale Score	Spring 2018	Spring 2019
1282	8.6475	8.7765
1283	8.8015	8.9286
1284	8.9583	9.0834
1285	9.1178	9.2408
1286	9.2801	9.4009
1287	9.4453	9.5637
1288	9.6133	9.7294
1289	9.7843	9.8978
1290	9.9583	10.0692
1291	10.1354	10.2435
1292	10.3155	10.4207
1293	10.4988	10.6010
1294	10.6853	10.7844
1295	10.8751	10.9709
1296	11.0682	11.1606
1297	11.2647	11.3535
1298	11.4646	11.5497
1299	11.6681	11.7493
1300	11.8751	11.9523
1301	12.0857	12.1587
1302	12.3000	12.3686
1303	12.5180	12.5821
1304	12.7399	12.7993
1305	12.9657	13.0201
1306	13.1954	13.2447
1307	13.4291	13.4730
1308	13.6668	13.7053
1309	13.9088	13.9414
1310	14.1549	14.1816
1311	14.4053	14.4258
1312	14.6601	14.6741
1313	14.9193	14.9265
1314	15.1830	15.1832
1315	15.4513	15.4442
1316	15.7242	15.7095
1317	16.0018	15.9792
1318	16.2842	16.2534
1319	16.5714	16.5321
1320	16.8635	16.8154
1321	17.1606	17.1034

Table 11.C.13 (*continuation five*)

Scale Score	Spring 2018	Spring 2019
1322	17.4628	17.3960
1323	17.7700	17.6934
1324	18.0825	17.9956
1325	18.4002	18.3026
1326	18.7232	18.6146
1327	19.0516	18.9315
1328	19.3855	19.2534
1329	19.7248	19.5804
1330	20.0697	19.9124
1331	20.4201	20.2496
1332	20.7763	20.5919
1333	21.1381	20.9395
1334	21.5057	21.2923
1335	21.8791	21.6503
1336	22.2583	22.0136
1337	22.6433	22.3822
1338	23.0343	22.7562
1339	23.4312	23.1354
1340	23.8341	23.5201
1341	24.2430	23.9100
1342	24.6578	24.3053
1343	25.0787	24.7059
1344	25.5055	25.1119
1345	25.9385	25.5232
1346	26.3774	25.9398
1347	26.8224	26.3616
1348	27.2734	26.7887
1349	27.7304	27.2210
1350	28.1934	27.6584
1351	28.6624	28.1010
1352	29.1373	28.5487
1353	29.6182	29.0014
1354	30.1050	29.4591
1355	30.5977	29.9216
1356	31.0963	30.3890
1357	31.6007	30.8612
1358	32.1109	31.3381
1359	32.6268	31.8195
1360	33.1484	32.3055
1361	33.6758	32.7960

Table 11.C.13 (*continuation six*)

Scale Score	Spring 2018	Spring 2019
1362	34.2087	33.2908
1363	34.7473	33.7899
1364	35.2914	34.2932
1365	35.8410	34.8005
1366	36.3961	35.3118
1367	36.9566	35.8270
1368	37.5225	36.3460
1369	38.0937	36.8687
1370	38.6701	37.3949
1371	39.2518	37.9247
1372	39.8386	38.4578
1373	40.4306	38.9942
1374	41.0275	39.5339
1375	41.6293	40.0765
1376	42.2361	40.6222
1377	42.8475	41.1708
1378	43.4636	41.7222
1379	44.0842	42.2763
1380	44.7091	42.8329
1381	45.3382	43.3922
1382	45.9714	43.9538
1383	46.6083	44.5178
1384	47.2489	45.0840
1385	47.8928	45.6523
1386	48.5397	46.2227
1387	49.1894	46.7951
1388	49.8416	47.3693
1389	50.4958	47.9453
1390	51.1518	48.5229
1391	51.8091	49.1020
1392	52.4673	49.6825
1393	53.1261	50.2643
1394	53.7848	50.8473
1395	54.4431	51.4312
1396	55.1006	52.0160
1397	55.7567	52.6014
1398	56.4110	53.1873
1399	57.0630	53.7735
1400	57.7122	54.3598
1401	58.3582	54.9460

Table 11.C.13 (continuation seven)

Scale Score	Spring 2018	Spring 2019
1402	59.0006	55.5319
1403	59.6390	56.1172
1404	60.2728	56.7017
1405	60.9019	57.2852
1406	61.5258	57.8673
1407	62.1443	58.4479
1408	62.7569	59.0266
1409	63.3635	59.6032
1410	63.9639	60.1774
1411	64.5577	60.7490
1412	65.1449	61.3177
1413	65.7253	61.8832
1414	66.2987	62.4452
1415	66.8651	63.0036
1416	67.4244	63.5581
1417	67.9765	64.1084
1418	68.5213	64.6544
1419	69.0589	65.1958
1420	69.5893	65.7326
1421	70.1124	66.2645
1422	70.6283	66.7913
1423	71.1370	67.3130
1424	71.6386	67.8294
1425	72.1331	68.3404
1426	72.6205	68.8459
1427	73.1011	69.3459
1428	73.5747	69.8403
1429	74.0416	70.3290
1430	74.5018	70.8121
1431	74.9553	71.2894
1432	75.4023	71.7611
1433	75.8429	72.2270
1434	76.2772	72.6871
1435	76.7052	73.1416
1436	77.1270	73.5904
1437	77.5428	74.0335
1438	77.9527	74.4709
1439	78.3567	74.9028
1440	78.7549	75.3290
1441	79.1475	75.7497

Table 11.C.13 (*continuation eight*)

Scale Score	Spring 2018	Spring 2019
1442	79.5345	76.1649
1443	79.9160	76.5747
1444	80.2921	76.9790
1445	80.6628	77.3780
1446	81.0284	77.7716
1447	81.3888	78.1600
1448	81.7441	78.5431
1449	82.0945	78.9210
1450	82.4400	79.2938
1451	82.7806	79.6614
1452	83.1165	80.0241
1453	83.4476	80.3817
1454	83.7742	80.7343
1455	84.0962	81.0820
1456	84.4137	81.4248
1457	84.7267	81.7628
1458	85.0354	82.0959
1459	85.3398	82.4243
1460	85.6398	82.7479
1461	85.9356	83.0668
1462	86.2272	83.3811
1463	86.5147	83.6907
1464	86.7980	83.9957
1465	87.0772	84.2961
1466	87.3523	84.5919
1467	87.6234	84.8832
1468	87.8905	85.1701
1469	88.1535	85.4524
1470	88.4125	85.7303
1471	88.6675	86.0038
1472	88.9185	86.2729
1473	89.1655	86.5375
1474	89.4085	86.7979
1475	89.6475	87.0538
1476	89.8825	87.3055
1477	90.1135	87.5529
1478	90.3404	87.7960
1479	90.5633	88.0349
1480	90.7821	88.2695
1481	90.9968	88.4999

Table 11.C.13 (*continuation nine*)

Scale Score	Spring 2018	Spring 2019
1482	91.2075	88.7262
1483	91.4140	88.9483
1484	91.6165	89.1663
1485	91.8149	89.3802
1486	92.0091	89.5900
1487	92.1993	89.7958
1488	92.3853	89.9977
1489	92.5672	90.1955
1490	92.7451	90.3895
1491	92.9189	90.5795
1492	93.0886	90.7657
1493	93.2544	90.9482
1494	93.4161	91.1268
1495	93.5738	91.3018
1496	93.7277	91.4731
1497	93.8776	91.6407
1498	94.0237	91.8049
1499	94.1661	91.9655
1500	94.3047	92.1226
1501	94.4396	92.2764
1502	94.5709	92.4268
1503	94.6987	92.5739
1504	94.8230	92.7178
1505	94.9439	92.8585
1506	95.0614	92.9961
1507	95.1757	93.1306
1508	95.2868	93.2622
1509	95.3948	93.3908
1510	95.4998	93.5166
1511	95.6018	93.6395
1512	95.7009	93.7597
1513	95.7972	93.8772
1514	95.8908	93.9921
1515	95.9818	94.1044
1516	96.0702	94.2142
1517	96.1561	94.3216
1518	96.2395	94.4265
1519	96.3207	94.5292
1520	96.3995	94.6295
1521	96.4762	94.7277

Table 11.C.13 (continuation 10)

Scale Score	Spring 2018	Spring 2019
1522	96.5508	94.8236
1523	96.6232	94.9175
1524	96.6937	95.0093
1525	96.7623	95.0991
1526	96.8290	95.1870
1527	96.8939	95.2729
1528	96.9570	95.3570
1529	97.0185	95.4393
1530	97.0783	95.5198
1531	97.1366	95.5986
1532	97.1933	95.6758
1533	97.2486	95.7513
1534	97.3024	95.8253
1535	97.3549	95.8977
1536	97.4061	95.9686
1537	97.4559	96.0381
1538	97.5046	96.1061
1539	97.5520	96.1728
1540	97.5983	96.2381
1541	97.6434	96.3021
1542	97.6875	96.3648
1543	97.7305	96.4263
1544	97.7725	96.4865
1545	97.8135	96.5456
1546	97.8536	96.6035
1547	97.8927	96.6603
1548	97.9310	96.7160
1549	97.9684	96.7707
1550	98.0049	96.8243
1551	98.0407	96.8768
1552	98.0756	96.9284
1553	98.1098	96.9790
1554	98.1432	97.0287
1555	98.1760	97.0775
1556	98.2080	97.1253
1557	98.2393	97.1723
1558	98.2700	97.2185
1559	98.3001	97.2637
1560	98.3295	97.3082
1561	98.3583	97.3519

Table 11.C.13 (continuation 11)

Scale Score	Spring 2018	Spring 2019
1562	98.3866	97.3948
1563	98.4142	97.4369
1564	98.4414	97.4783
1565	98.4679	97.5190
1566	98.4940	97.5589
1567	98.5195	97.5981
1568	98.5445	97.6367
1569	98.5691	97.6746
1570	98.5931	97.7118
1571	98.6167	97.7484
1572	98.6399	97.7844
1573	98.6626	97.8197
1574	98.6849	97.8545
1575	98.7067	97.8887
1576	98.7282	97.9222
1577	98.7492	97.9553
1578	98.7699	97.9877
1579	98.7902	98.0197
1580	98.8101	98.0510
1581	98.8296	98.0819
1582	98.8488	98.1123
1583	98.8676	98.1421
1584	98.8861	98.1715
1585	98.9043	98.2003
1586	98.9221	98.2287
1587	98.9397	98.2567
1588	98.9569	98.2841
1589	98.9738	98.3112
1590	98.9904	98.3377
1591	99.0067	98.3639
1592	99.0227	98.3896
1593	99.0384	98.4149
1594	99.0539	98.4398
1595	99.0691	98.4643
1596	99.0840	98.4884
1597	99.0987	98.5121
1598	99.1131	98.5355
1599	99.1273	98.5584
1600	99.1412	98.5810
1601	99.1549	98.6032

Table 11.C.13 (*continuation 12*)

Scale Score	Spring 2018	Spring 2019
1602	99.1684	98.6251
1603	99.1816	98.6466
1604	99.1946	98.6678
1605	99.2074	98.6886
1606	99.2199	98.7091
1607	99.2323	98.7293
1608	99.2444	98.7491
1609	99.2563	98.7686
1610	99.2681	98.7879
1611	99.2796	98.8068
1612	99.2909	98.8254
1613	99.3021	98.8437
1614	99.3131	98.8617
1615	99.3238	98.8795
1616	99.3344	98.8969
1617	99.3448	98.9141
1618	99.3551	98.9310
1619	99.3652	98.9476
1620	99.3751	98.9640
1621	99.3848	98.9801
1622	99.3944	98.9960
1623	99.4038	99.0116
1624	99.4131	99.0270
1625	99.4222	99.0421
1626	99.4312	99.0570
1627	99.4400	99.0716
1628	99.4487	99.0860
1629	99.4572	99.1002
1630	99.4656	99.1142
1631	99.4738	99.1279
1632	99.4819	99.1414
1633	99.4899	99.1547
1634	99.4978	99.1678
1635	99.5055	99.1807
1636	99.5131	99.1934
1637	99.5206	99.2059
1638	99.5279	99.2182
1639	99.5351	99.2303
1640	99.5423	99.2422
1641	99.5493	99.2539

Table 11.C.13 (*continuation 13*)

Scale Score	Spring 2018	Spring 2019
1642	99.5561	99.2654
1643	99.5629	99.2768
1644	99.5696	99.2880
1645	99.5761	99.2990
1646	99.5826	99.3098
1647	99.5889	99.3204
1648	99.5952	99.3309
1649	99.6013	99.3412
1650	99.6073	99.3514
1651	99.6133	99.3614
1652	99.6191	99.3712
1653	99.6249	99.3809
1654	99.6305	99.3904
1655	99.6361	99.3998
1656	99.6416	99.4090
1657	99.6470	99.4181
1658	99.6523	99.4271
1659	99.6575	99.4359
1660	99.6626	99.4445
1661	99.6677	99.4530
1662	99.6727	99.4614
1663	99.6776	99.4697
1664	99.6824	99.4778
1665	99.6871	99.4858
1666	99.6918	99.4937
1667	99.6964	99.5014
1668	99.7009	99.5091
1669	99.7053	99.5166
1670	99.7097	99.5240
1671	99.7140	99.5312
1672	99.7183	99.5384
1673	99.7224	99.5454
1674	99.7265	99.5524
1675	99.7306	99.5592
1676	99.7345	99.5659
1677	99.7385	99.5725
1678	99.7423	99.5791
1679	99.7461	99.5855
1680	99.7498	99.5918
1681	99.7535	99.5980

Table 11.C.13 (*continuation 14*)

Scale Score	Spring 2018	Spring 2019
1682	99.7571	99.6041
1683	99.7607	99.6101
1684	99.7642	99.6160
1685	99.7676	99.6218
1686	99.7710	99.6276
1687	99.7743	99.6332
1688	99.7776	99.6388
1689	99.7809	99.6442
1690	99.7840	99.6496
1691	99.7872	99.6549
1692	99.7903	99.6601
1693	99.7933	99.6653
1694	99.7963	99.6703
1695	99.7992	99.6753
1696	99.8021	99.6802
1697	99.8050	99.6850
1698	99.8078	99.6898
1699	99.8106	99.6944
1700	99.8133	99.6990

[Figure 11.C.2](#) presents the test characteristic curve for the oral language skill for grade one. The data used to create this graph is found in the table that immediately follows, [Table 11.C.14](#).

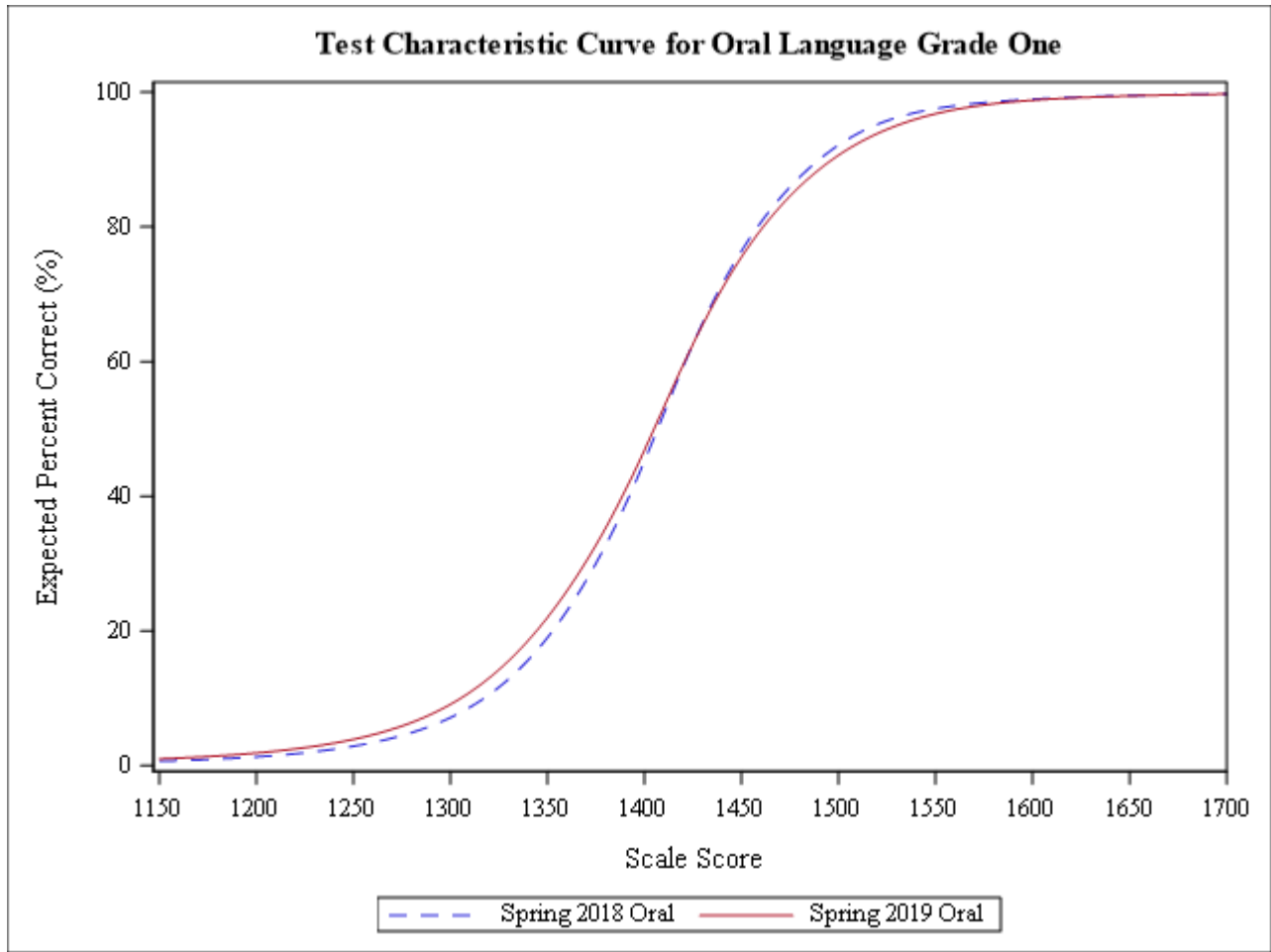


Figure 11.C.2 Test characteristic curve for grade one oral language skill

Table 11.C.14 TCC for Grade One Oral Language Skill Data

Scale Score	Spring 2018	Spring 2019
1150	0.6474	0.9883
1151	0.6559	1.0004
1152	0.6645	1.0126
1153	0.6732	1.0251
1154	0.6821	1.0377
1155	0.6911	1.0505
1156	0.7003	1.0634
1157	0.7096	1.0766
1158	0.7190	1.0899
1159	0.7286	1.1035
1160	0.7384	1.1172
1161	0.7483	1.1311

Table 11.C.14 (*continuation one*)

Scale Score	Spring 2018	Spring 2019
1162	0.7584	1.1452
1163	0.7686	1.1596
1164	0.7791	1.1741
1165	0.7896	1.1889
1166	0.8004	1.2038
1167	0.8113	1.2190
1168	0.8224	1.2344
1169	0.8337	1.2501
1170	0.8452	1.2660
1171	0.8569	1.2821
1172	0.8688	1.2984
1173	0.8808	1.3150
1174	0.8931	1.3319
1175	0.9056	1.3490
1176	0.9183	1.3664
1177	0.9312	1.3840
1178	0.9443	1.4019
1179	0.9576	1.4201
1180	0.9712	1.4385
1181	0.9850	1.4572
1182	0.9990	1.4763
1183	1.0133	1.4956
1184	1.0278	1.5152
1185	1.0426	1.5351
1186	1.0576	1.5554
1187	1.0729	1.5759
1188	1.0885	1.5968
1189	1.1043	1.6180
1190	1.1204	1.6395
1191	1.1367	1.6614
1192	1.1534	1.6836
1193	1.1704	1.7062
1194	1.1876	1.7292
1195	1.2052	1.7525
1196	1.2230	1.7762
1197	1.2412	1.8003
1198	1.2597	1.8248
1199	1.2785	1.8496
1200	1.2977	1.8749
1201	1.3172	1.9006

Table 11.C.14 (*continuation two*)

Scale Score	Spring 2018	Spring 2019
1202	1.3370	1.9267
1203	1.3572	1.9533
1204	1.3778	1.9803
1205	1.3987	2.0077
1206	1.4200	2.0357
1207	1.4417	2.0640
1208	1.4638	2.0929
1209	1.4863	2.1222
1210	1.5092	2.1521
1211	1.5325	2.1824
1212	1.5562	2.2133
1213	1.5804	2.2446
1214	1.6050	2.2766
1215	1.6301	2.3091
1216	1.6556	2.3421
1217	1.6816	2.3757
1218	1.7081	2.4099
1219	1.7350	2.4447
1220	1.7625	2.4801
1221	1.7905	2.5161
1222	1.8190	2.5528
1223	1.8480	2.5901
1224	1.8776	2.6281
1225	1.9077	2.6667
1226	1.9384	2.7060
1227	1.9697	2.7461
1228	2.0015	2.7868
1229	2.0340	2.8283
1230	2.0671	2.8706
1231	2.1008	2.9136
1232	2.1351	2.9573
1233	2.1701	3.0019
1234	2.2058	3.0473
1235	2.2421	3.0935
1236	2.2791	3.1406
1237	2.3169	3.1886
1238	2.3554	3.2374
1239	2.3946	3.2871
1240	2.4346	3.3378
1241	2.4753	3.3894

Table 11.C.14 (*continuation three*)

Scale Score	Spring 2018	Spring 2019
1242	2.5169	3.4420
1243	2.5592	3.4955
1244	2.6024	3.5501
1245	2.6464	3.6057
1246	2.6913	3.6623
1247	2.7371	3.7200
1248	2.7837	3.7788
1249	2.8313	3.8387
1250	2.8798	3.8998
1251	2.9293	3.9620
1252	2.9798	4.0254
1253	3.0312	4.0900
1254	3.0837	4.1559
1255	3.1373	4.2230
1256	3.1919	4.2915
1257	3.2476	4.3612
1258	3.3044	4.4323
1259	3.3623	4.5048
1260	3.4215	4.5787
1261	3.4818	4.6540
1262	3.5434	4.7308
1263	3.6062	4.8091
1264	3.6702	4.8889
1265	3.7356	4.9703
1266	3.8023	5.0533
1267	3.8704	5.1379
1268	3.9399	5.2241
1269	4.0108	5.3121
1270	4.0832	5.4018
1271	4.1571	5.4933
1272	4.2325	5.5865
1273	4.3094	5.6816
1274	4.3880	5.7786
1275	4.4682	5.8775
1276	4.5500	5.9784
1277	4.6336	6.0812
1278	4.7189	6.1861
1279	4.8061	6.2931
1280	4.8950	6.4021
1281	4.9858	6.5134

Table 11.C.14 (*continuation four*)

Scale Score	Spring 2018	Spring 2019
1282	5.0786	6.6268
1283	5.1733	6.7424
1284	5.2700	6.8604
1285	5.3687	6.9807
1286	5.4695	7.1033
1287	5.5725	7.2284
1288	5.6777	7.3559
1289	5.7851	7.4860
1290	5.8948	7.6185
1291	6.0069	7.7537
1292	6.1213	7.8916
1293	6.2382	8.0321
1294	6.3576	8.1754
1295	6.4795	8.3215
1296	6.6041	8.4704
1297	6.7313	8.6222
1298	6.8613	8.7769
1299	6.9941	8.9346
1300	7.1297	9.0954
1301	7.2682	9.2592
1302	7.4097	9.4262
1303	7.5542	9.5964
1304	7.7018	9.7698
1305	7.8526	9.9465
1306	8.0067	10.1265
1307	8.1640	10.3099
1308	8.3247	10.4967
1309	8.4888	10.6870
1310	8.6564	10.8809
1311	8.8275	11.0783
1312	9.0024	11.2793
1313	9.1809	11.4840
1314	9.3632	11.6925
1315	9.5493	11.9047
1316	9.7393	12.1207
1317	9.9334	12.3405
1318	10.1315	12.5643
1319	10.3337	12.7920
1320	10.5401	13.0237
1321	10.7508	13.2595

Table 11.C.14 (*continuation five*)

Scale Score	Spring 2018	Spring 2019
1322	10.9658	13.4993
1323	11.1853	13.7432
1324	11.4092	13.9913
1325	11.6376	14.2435
1326	11.8707	14.5000
1327	12.1085	14.7608
1328	12.3510	15.0259
1329	12.5983	15.2952
1330	12.8506	15.5690
1331	13.1077	15.8472
1332	13.3699	16.1298
1333	13.6372	16.4168
1334	13.9096	16.7083
1335	14.1871	17.0044
1336	14.4700	17.3050
1337	14.7581	17.6101
1338	15.0516	17.9199
1339	15.3506	18.2342
1340	15.6550	18.5532
1341	15.9649	18.8768
1342	16.2804	19.2051
1343	16.6015	19.5381
1344	16.9282	19.8758
1345	17.2607	20.2182
1346	17.5989	20.5654
1347	17.9428	20.9173
1348	18.2926	21.2740
1349	18.6483	21.6354
1350	19.0098	22.0017
1351	19.3773	22.3727
1352	19.7507	22.7486
1353	20.1301	23.1293
1354	20.5155	23.5148
1355	20.9070	23.9052
1356	21.3045	24.3004
1357	21.7081	24.7005
1358	22.1178	25.1055
1359	22.5337	25.5155
1360	22.9557	25.9303
1361	23.3839	26.3501

Table 11.C.14 (*continuation six*)

Scale Score	Spring 2018	Spring 2019
1362	23.8183	26.7748
1363	24.2589	27.2045
1364	24.7059	27.6392
1365	25.1591	28.0789
1366	25.6186	28.5237
1367	26.0844	28.9735
1368	26.5567	29.4284
1369	27.0353	29.8885
1370	27.5204	30.3536
1371	28.0120	30.8240
1372	28.5101	31.2996
1373	29.0147	31.7805
1374	29.5259	32.2667
1375	30.0438	32.7582
1376	30.5684	33.2552
1377	31.0997	33.7576
1378	31.6378	34.2654
1379	32.1828	34.7788
1380	32.7346	35.2978
1381	33.2934	35.8224
1382	33.8591	36.3527
1383	34.4319	36.8887
1384	35.0117	37.4305
1385	35.5987	37.9780
1386	36.1927	38.5313
1387	36.7939	39.0903
1388	37.4023	39.6552
1389	38.0178	40.2258
1390	38.6403	40.8021
1391	39.2700	41.3840
1392	39.9066	41.9716
1393	40.5501	42.5645
1394	41.2003	43.1629
1395	41.8572	43.7663
1396	42.5205	44.3747
1397	43.1900	44.9879
1398	43.8654	45.6056
1399	44.5465	46.2275
1400	45.2329	46.8533
1401	45.9242	47.4826

Table 11.C.14 (*continuation seven*)

Scale Score	Spring 2018	Spring 2019
1402	46.6200	48.1152
1403	47.3198	48.7505
1404	48.0232	49.3882
1405	48.7297	50.0279
1406	49.4387	50.6690
1407	50.1495	51.3113
1408	50.8617	51.9541
1409	51.5745	52.5971
1410	52.2875	53.2398
1411	52.9999	53.8817
1412	53.7112	54.5225
1413	54.4207	55.1617
1414	55.1278	55.7988
1415	55.8320	56.4337
1416	56.5328	57.0657
1417	57.2296	57.6948
1418	57.9219	58.3205
1419	58.6093	58.9425
1420	59.2913	59.5606
1421	59.9677	60.1745
1422	60.6381	60.7840
1423	61.3021	61.3889
1424	61.9595	61.9891
1425	62.6100	62.5842
1426	63.2536	63.1742
1427	63.8899	63.7589
1428	64.5188	64.3382
1429	65.1403	64.9119
1430	65.7543	65.4800
1431	66.3605	66.0422
1432	66.9591	66.5985
1433	67.5500	67.1489
1434	68.1330	67.6931
1435	68.7083	68.2312
1436	69.2759	68.7629
1437	69.8356	69.2884
1438	70.3876	69.8075
1439	70.9319	70.3201
1440	71.4686	70.8262
1441	71.9975	71.3257

Table 11.C.14 (*continuation eight*)

Scale Score	Spring 2018	Spring 2019
1442	72.5189	71.8186
1443	73.0327	72.3049
1444	73.5390	72.7845
1445	74.0379	73.2575
1446	74.5294	73.7238
1447	75.0136	74.1834
1448	75.4906	74.6364
1449	75.9603	75.0827
1450	76.4230	75.5224
1451	76.8787	75.9555
1452	77.3274	76.3821
1453	77.7692	76.8022
1454	78.2042	77.2159
1455	78.6325	77.6232
1456	79.0542	78.0242
1457	79.4693	78.4190
1458	79.8780	78.8077
1459	80.2802	79.1903
1460	80.6762	79.5670
1461	81.0659	79.9378
1462	81.4494	80.3028
1463	81.8269	80.6622
1464	82.1984	81.0160
1465	82.5640	81.3642
1466	82.9237	81.7071
1467	83.2777	82.0447
1468	83.6260	82.3771
1469	83.9688	82.7044
1470	84.3060	83.0266
1471	84.6377	83.3439
1472	84.9641	83.6563
1473	85.2851	83.9639
1474	85.6010	84.2668
1475	85.9116	84.5651
1476	86.2171	84.8587
1477	86.5176	85.1478
1478	86.8131	85.4325
1479	87.1036	85.7127
1480	87.3893	85.9885
1481	87.6701	86.2599

Table 11.C.14 (*continuation nine*)

Scale Score	Spring 2018	Spring 2019
1482	87.9461	86.5271
1483	88.2174	86.7900
1484	88.4840	87.0487
1485	88.7460	87.3031
1486	89.0033	87.5534
1487	89.2561	87.7995
1488	89.5043	88.0416
1489	89.7480	88.2795
1490	89.9872	88.5135
1491	90.2220	88.7433
1492	90.4523	88.9692
1493	90.6782	89.1912
1494	90.8998	89.4092
1495	91.1169	89.6233
1496	91.3298	89.8336
1497	91.5383	90.0400
1498	91.7425	90.2427
1499	91.9425	90.4416
1500	92.1382	90.6369
1501	92.3297	90.8285
1502	92.5169	91.0165
1503	92.7000	91.2010
1504	92.8790	91.3820
1505	93.0538	91.5596
1506	93.2246	91.7337
1507	93.3913	91.9046
1508	93.5540	92.0721
1509	93.7128	92.2364
1510	93.8676	92.3976
1511	94.0185	92.5557
1512	94.1656	92.7107
1513	94.3089	92.8627
1514	94.4484	93.0117
1515	94.5843	93.1579
1516	94.7166	93.3012
1517	94.8453	93.4418
1518	94.9705	93.5796
1519	95.0923	93.7148
1520	95.2107	93.8473
1521	95.3258	93.9772

Table 11.C.14 (*continuation 10*)

Scale Score	Spring 2018	Spring 2019
1522	95.4377	94.1046
1523	95.5465	94.2295
1524	95.6521	94.3520
1525	95.7548	94.4720
1526	95.8545	94.5897
1527	95.9513	94.7051
1528	96.0453	94.8182
1529	96.1367	94.9290
1530	96.2253	95.0376
1531	96.3114	95.1440
1532	96.3950	95.2483
1533	96.4762	95.3505
1534	96.5550	95.4506
1535	96.6316	95.5486
1536	96.7059	95.6446
1537	96.7781	95.7386
1538	96.8481	95.8306
1539	96.9162	95.9207
1540	96.9823	96.0089
1541	97.0466	96.0952
1542	97.1090	96.1796
1543	97.1696	96.2622
1544	97.2285	96.3430
1545	97.2857	96.4221
1546	97.3414	96.4993
1547	97.3955	96.5749
1548	97.4481	96.6487
1549	97.4993	96.7208
1550	97.5491	96.7914
1551	97.5975	96.8602
1552	97.6446	96.9275
1553	97.6904	96.9932
1554	97.7351	97.0574
1555	97.7785	97.1201
1556	97.8208	97.1813
1557	97.8620	97.2410
1558	97.9022	97.2993
1559	97.9413	97.3561
1560	97.9794	97.4116
1561	98.0165	97.4658

Table 11.C.14 (continuation 11)

Scale Score	Spring 2018	Spring 2019
1562	98.0528	97.5186
1563	98.0881	97.5702
1564	98.1225	97.6204
1565	98.1562	97.6695
1566	98.1890	97.7173
1567	98.2210	97.7639
1568	98.2522	97.8094
1569	98.2827	97.8538
1570	98.3125	97.8970
1571	98.3416	97.9392
1572	98.3700	97.9803
1573	98.3978	98.0204
1574	98.4249	98.0595
1575	98.4514	98.0976
1576	98.4774	98.1348
1577	98.5027	98.1711
1578	98.5275	98.2064
1579	98.5518	98.2409
1580	98.5755	98.2745
1581	98.5987	98.3073
1582	98.6214	98.3393
1583	98.6437	98.3705
1584	98.6654	98.4010
1585	98.6867	98.4307
1586	98.7076	98.4596
1587	98.7281	98.4879
1588	98.7481	98.5155
1589	98.7677	98.5424
1590	98.7869	98.5687
1591	98.8058	98.5943
1592	98.8242	98.6194
1593	98.8423	98.6438
1594	98.8601	98.6677
1595	98.8775	98.6910
1596	98.8946	98.7138
1597	98.9113	98.7361
1598	98.9277	98.7578
1599	98.9438	98.7790
1600	98.9596	98.7998
1601	98.9751	98.8201

Table 11.C.14 (*continuation 12*)

Scale Score	Spring 2018	Spring 2019
1602	98.9903	98.8399
1603	99.0053	98.8593
1604	99.0199	98.8782
1605	99.0343	98.8968
1606	99.0485	98.9149
1607	99.0623	98.9326
1608	99.0760	98.9499
1609	99.0894	98.9669
1610	99.1025	98.9835
1611	99.1154	98.9998
1612	99.1281	99.0157
1613	99.1406	99.0312
1614	99.1528	99.0465
1615	99.1648	99.0614
1616	99.1767	99.0760
1617	99.1883	99.0904
1618	99.1997	99.1044
1619	99.2109	99.1181
1620	99.2220	99.1316
1621	99.2328	99.1448
1622	99.2435	99.1578
1623	99.2540	99.1704
1624	99.2643	99.1829
1625	99.2745	99.1951
1626	99.2845	99.2070
1627	99.2943	99.2188
1628	99.3039	99.2303
1629	99.3134	99.2416
1630	99.3228	99.2527
1631	99.3320	99.2635
1632	99.3410	99.2742
1633	99.3499	99.2847
1634	99.3587	99.2949
1635	99.3673	99.3050
1636	99.3758	99.3149
1637	99.3842	99.3247
1638	99.3924	99.3342
1639	99.4005	99.3436
1640	99.4085	99.3528
1641	99.4163	99.3619

Table 11.C.14 (continuation 13)

Scale Score	Spring 2018	Spring 2019
1642	99.4240	99.3708
1643	99.4316	99.3795
1644	99.4391	99.3881
1645	99.4465	99.3966
1646	99.4537	99.4049
1647	99.4609	99.4130
1648	99.4679	99.4211
1649	99.4749	99.4290
1650	99.4817	99.4367
1651	99.4884	99.4443
1652	99.4950	99.4518
1653	99.5016	99.4592
1654	99.5080	99.4665
1655	99.5143	99.4736
1656	99.5206	99.4806
1657	99.5267	99.4876
1658	99.5328	99.4943
1659	99.5387	99.5010
1660	99.5446	99.5076
1661	99.5504	99.5141
1662	99.5561	99.5205
1663	99.5618	99.5268
1664	99.5673	99.5329
1665	99.5728	99.5390
1666	99.5782	99.5450
1667	99.5835	99.5509
1668	99.5887	99.5567
1669	99.5939	99.5624
1670	99.5989	99.5681
1671	99.6040	99.5736
1672	99.6089	99.5791
1673	99.6138	99.5844
1674	99.6186	99.5897
1675	99.6233	99.5950
1676	99.6280	99.6001
1677	99.6326	99.6052
1678	99.6371	99.6102
1679	99.6416	99.6151
1680	99.6460	99.6199
1681	99.6504	99.6247

Table 11.C.14 (*continuation 14*)

Scale Score	Spring 2018	Spring 2019
1682	99.6546	99.6294
1683	99.6589	99.6340
1684	99.6630	99.6386
1685	99.6672	99.6431
1686	99.6712	99.6476
1687	99.6752	99.6519
1688	99.6792	99.6562
1689	99.6831	99.6605
1690	99.6869	99.6647
1691	99.6907	99.6688
1692	99.6944	99.6729
1693	99.6981	99.6769
1694	99.7018	99.6809
1695	99.7054	99.6848
1696	99.7089	99.6886
1697	99.7124	99.6924
1698	99.7158	99.6962
1699	99.7192	99.6999
1700	99.7226	99.7035

[Figure 11.C.3](#) presents the test characteristic curve for the oral language skill for grade two. The data used to create this graph is found in the table that immediately follows, [Table 11.C.14](#).

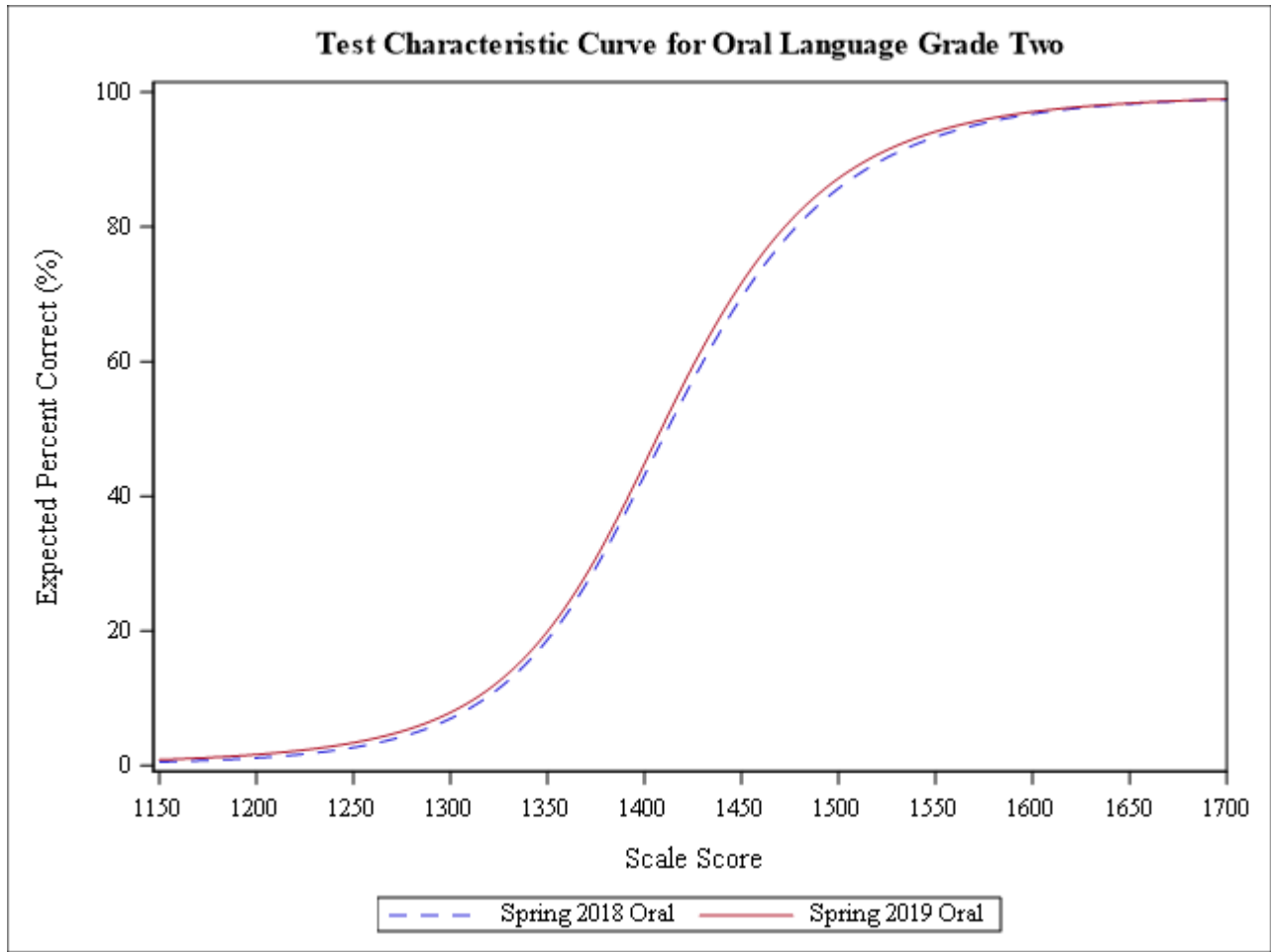


Figure 11.C.3 Test characteristic curve for grade two oral language skill

Table 11.C.15 TCC for Grade Two Oral Language Skill Data

<u>Scale Score</u>	<u>Spring 2018</u>	<u>Spring 2019</u>
1150	0.5359	0.8662
1151	0.5435	0.8769
1152	0.5512	0.8878
1153	0.5591	0.8988
1154	0.5672	0.9099
1155	0.5753	0.9212
1156	0.5836	0.9327
1157	0.5921	0.9443
1158	0.6007	0.9561
1159	0.6094	0.9681
1160	0.6183	0.9802
1161	0.6273	0.9925

Table 11.C.15 (continuation one)

Scale Score	Spring 2018	Spring 2019
1162	0.6365	1.0050
1163	0.6459	1.0177
1164	0.6554	1.0305
1165	0.6651	1.0435
1166	0.6749	1.0568
1167	0.6849	1.0702
1168	0.6951	1.0838
1169	0.7055	1.0976
1170	0.7161	1.1116
1171	0.7268	1.1258
1172	0.7377	1.1403
1173	0.7489	1.1549
1174	0.7602	1.1698
1175	0.7717	1.1849
1176	0.7835	1.2002
1177	0.7954	1.2157
1178	0.8076	1.2315
1179	0.8200	1.2475
1180	0.8326	1.2637
1181	0.8454	1.2802
1182	0.8585	1.2970
1183	0.8718	1.3140
1184	0.8853	1.3312
1185	0.8991	1.3487
1186	0.9132	1.3665
1187	0.9275	1.3846
1188	0.9420	1.4029
1189	0.9569	1.4216
1190	0.9720	1.4405
1191	0.9873	1.4597
1192	1.0030	1.4792
1193	1.0190	1.4990
1194	1.0352	1.5192
1195	1.0518	1.5396
1196	1.0687	1.5604
1197	1.0858	1.5815
1198	1.1034	1.6029
1199	1.1212	1.6247
1200	1.1394	1.6468
1201	1.1579	1.6693

Table 11.C.15 (*continuation two*)

Scale Score	Spring 2018	Spring 2019
1202	1.1768	1.6921
1203	1.1960	1.7154
1204	1.2156	1.7389
1205	1.2355	1.7629
1206	1.2559	1.7873
1207	1.2766	1.8120
1208	1.2977	1.8372
1209	1.3193	1.8628
1210	1.3412	1.8888
1211	1.3636	1.9153
1212	1.3864	1.9421
1213	1.4097	1.9695
1214	1.4334	1.9973
1215	1.4575	2.0255
1216	1.4822	2.0542
1217	1.5073	2.0834
1218	1.5329	2.1132
1219	1.5590	2.1434
1220	1.5856	2.1741
1221	1.6127	2.2054
1222	1.6404	2.2372
1223	1.6686	2.2695
1224	1.6974	2.3024
1225	1.7268	2.3359
1226	1.7567	2.3699
1227	1.7872	2.4046
1228	1.8184	2.4399
1229	1.8501	2.4757
1230	1.8825	2.5123
1231	1.9156	2.5494
1232	1.9493	2.5872
1233	1.9836	2.6257
1234	2.0187	2.6649
1235	2.0545	2.7048
1236	2.0910	2.7454
1237	2.1282	2.7867
1238	2.1662	2.8288
1239	2.2050	2.8717
1240	2.2445	2.9153
1241	2.2849	2.9597

Table 11.C.15 (*continuation three*)

Scale Score	Spring 2018	Spring 2019
1242	2.3260	3.0050
1243	2.3681	3.0510
1244	2.4109	3.0979
1245	2.4547	3.1457
1246	2.4993	3.1944
1247	2.5449	3.2440
1248	2.5914	3.2945
1249	2.6388	3.3460
1250	2.6873	3.3984
1251	2.7367	3.4518
1252	2.7872	3.5062
1253	2.8387	3.5617
1254	2.8912	3.6182
1255	2.9449	3.6758
1256	2.9996	3.7345
1257	3.0556	3.7943
1258	3.1126	3.8553
1259	3.1709	3.9174
1260	3.2303	3.9808
1261	3.2911	4.0453
1262	3.3530	4.1112
1263	3.4163	4.1783
1264	3.4809	4.2467
1265	3.5468	4.3165
1266	3.6142	4.3876
1267	3.6829	4.4602
1268	3.7531	4.5342
1269	3.8247	4.6096
1270	3.8979	4.6866
1271	3.9726	4.7650
1272	4.0489	4.8451
1273	4.1267	4.9267
1274	4.2063	5.0100
1275	4.2874	5.0950
1276	4.3703	5.1816
1277	4.4550	5.2700
1278	4.5414	5.3602
1279	4.6297	5.4522
1280	4.7198	5.5461
1281	4.8118	5.6419

Table 11.C.15 (continuation four)

Scale Score	Spring 2018	Spring 2019
1282	4.9057	5.7397
1283	5.0017	5.8394
1284	5.0996	5.9412
1285	5.1996	6.0450
1286	5.3017	6.1510
1287	5.4060	6.2591
1288	5.5125	6.3695
1289	5.6212	6.4821
1290	5.7322	6.5970
1291	5.8455	6.7143
1292	5.9612	6.8340
1293	6.0794	6.9562
1294	6.2000	7.0809
1295	6.3232	7.2081
1296	6.4489	7.3380
1297	6.5772	7.4706
1298	6.7083	7.6059
1299	6.8421	7.7440
1300	6.9786	7.8849
1301	7.1180	8.0287
1302	7.2604	8.1755
1303	7.4056	8.3253
1304	7.5539	8.4782
1305	7.7052	8.6342
1306	7.8597	8.7934
1307	8.0174	8.9559
1308	8.1783	9.1217
1309	8.3424	9.2909
1310	8.5100	9.4636
1311	8.6810	9.6397
1312	8.8555	9.8195
1313	9.0335	10.0028
1314	9.2151	10.1899
1315	9.4004	10.3808
1316	9.5894	10.5755
1317	9.7823	10.7740
1318	9.9789	10.9766
1319	10.1796	11.1832
1320	10.3842	11.3938
1321	10.5928	11.6086

Table 11.C.15 (*continuation five*)

Scale Score	Spring 2018	Spring 2019
1322	10.8056	11.8277
1323	11.0226	12.0510
1324	11.2438	12.2787
1325	11.4694	12.5108
1326	11.6993	12.7474
1327	11.9337	12.9886
1328	12.1726	13.2343
1329	12.4161	13.4847
1330	12.6642	13.7398
1331	12.9171	13.9997
1332	13.1747	14.2645
1333	13.4371	14.5342
1334	13.7044	14.8088
1335	13.9767	15.0885
1336	14.2541	15.3732
1337	14.5365	15.6631
1338	14.8240	15.9581
1339	15.1168	16.2584
1340	15.4148	16.5639
1341	15.7182	16.8748
1342	16.0269	17.1911
1343	16.3410	17.5128
1344	16.6606	17.8399
1345	16.9857	18.1726
1346	17.3164	18.5108
1347	17.6528	18.8546
1348	17.9948	19.2040
1349	18.3424	19.5590
1350	18.6959	19.9198
1351	19.0551	20.2862
1352	19.4201	20.6584
1353	19.7909	21.0364
1354	20.1676	21.4201
1355	20.5502	21.8097
1356	20.9387	22.2051
1357	21.3330	22.6063
1358	21.7333	23.0134
1359	22.1396	23.4263
1360	22.5517	23.8450
1361	22.9698	24.2697

Table 11.C.15 (continuation six)

Scale Score	Spring 2018	Spring 2019
1362	23.3938	24.7002
1363	23.8237	25.1365
1364	24.2594	25.5787
1365	24.7010	26.0267
1366	25.1484	26.4804
1367	25.6015	26.9400
1368	26.0604	27.4054
1369	26.5250	27.8764
1370	26.9952	28.3531
1371	27.4709	28.8355
1372	27.9521	29.3235
1373	28.4386	29.8169
1374	28.9305	30.3159
1375	29.4276	30.8203
1376	29.9298	31.3300
1377	30.4370	31.8449
1378	30.9490	32.3650
1379	31.4658	32.8902
1380	31.9872	33.4203
1381	32.5131	33.9553
1382	33.0433	34.4950
1383	33.5777	35.0393
1384	34.1161	35.5881
1385	34.6583	36.1412
1386	35.2042	36.6984
1387	35.7535	37.2596
1388	36.3062	37.8246
1389	36.8620	38.3933
1390	37.4206	38.9654
1391	37.9820	39.5407
1392	38.5458	40.1190
1393	39.1120	40.7002
1394	39.6802	41.2839
1395	40.2503	41.8699
1396	40.8220	42.4581
1397	41.3952	43.0482
1398	41.9696	43.6399
1399	42.5450	44.2329
1400	43.1212	44.8271
1401	43.6979	45.4221

Table 11.C.15 (*continuation seven*)

Scale Score	Spring 2018	Spring 2019
1402	44.2751	46.0177
1403	44.8524	46.6137
1404	45.4296	47.2098
1405	46.0066	47.8057
1406	46.5833	48.4012
1407	47.1592	48.9961
1408	47.7344	49.5901
1409	48.3087	50.1830
1410	48.8817	50.7746
1411	49.4535	51.3646
1412	50.0238	51.9529
1413	50.5925	52.5391
1414	51.1594	53.1232
1415	51.7244	53.7050
1416	52.2873	54.2842
1417	52.8481	54.8607
1418	53.4065	55.4343
1419	53.9625	56.0049
1420	54.5160	56.5724
1421	55.0668	57.1365
1422	55.6148	57.6972
1423	56.1600	58.2543
1424	56.7022	58.8078
1425	57.2413	59.3574
1426	57.7773	59.9032
1427	58.3100	60.4449
1428	58.8394	60.9826
1429	59.3654	61.5161
1430	59.8879	62.0454
1431	60.4069	62.5703
1432	60.9222	63.0908
1433	61.4338	63.6069
1434	61.9416	64.1184
1435	62.4456	64.6253
1436	62.9456	65.1276
1437	63.4417	65.6252
1438	63.9338	66.1180
1439	64.4217	66.6061
1440	64.9056	67.0893
1441	65.3852	67.5676

Table 11.C.15 (continuation eight)

Scale Score	Spring 2018	Spring 2019
1442	65.8606	68.0410
1443	66.3317	68.5095
1444	66.7984	68.9731
1445	67.2608	69.4316
1446	67.7187	69.8851
1447	68.1722	70.3336
1448	68.6212	70.7770
1449	69.0656	71.2153
1450	69.5055	71.6486
1451	69.9408	72.0768
1452	70.3715	72.4999
1453	70.7975	72.9178
1454	71.2189	73.3307
1455	71.6356	73.7385
1456	72.0476	74.1411
1457	72.4550	74.5387
1458	72.8576	74.9312
1459	73.2555	75.3186
1460	73.6487	75.7010
1461	74.0371	76.0783
1462	74.4209	76.4506
1463	74.7999	76.8179
1464	75.1742	77.1802
1465	75.5439	77.5376
1466	75.9088	77.8900
1467	76.2691	78.2376
1468	76.6247	78.5803
1469	76.9756	78.9181
1470	77.3219	79.2511
1471	77.6637	79.5793
1472	78.0008	79.9028
1473	78.3334	80.2217
1474	78.6615	80.5358
1475	78.9851	80.8453
1476	79.3042	81.1502
1477	79.6188	81.4506
1478	79.9291	81.7465
1479	80.2349	82.0379
1480	80.5365	82.3250
1481	80.8337	82.6076

Table 11.C.15 (*continuation nine*)

Scale Score	Spring 2018	Spring 2019
1482	81.1267	82.8859
1483	81.4154	83.1599
1484	81.6999	83.4297
1485	81.9803	83.6952
1486	82.2566	83.9567
1487	82.5288	84.2140
1488	82.7970	84.4672
1489	83.0611	84.7165
1490	83.3214	84.9617
1491	83.5777	85.2031
1492	83.8302	85.4406
1493	84.0788	85.6742
1494	84.3237	85.9041
1495	84.5648	86.1302
1496	84.8023	86.3527
1497	85.0361	86.5715
1498	85.2663	86.7867
1499	85.4930	86.9984
1500	85.7162	87.2066
1501	85.9359	87.4113
1502	86.1521	87.6126
1503	86.3650	87.8106
1504	86.5746	88.0053
1505	86.7809	88.1967
1506	86.9840	88.3848
1507	87.1839	88.5699
1508	87.3806	88.7517
1509	87.5742	88.9306
1510	87.7648	89.1063
1511	87.9523	89.2791
1512	88.1369	89.4490
1513	88.3186	89.6160
1514	88.4973	89.7801
1515	88.6733	89.9414
1516	88.8464	90.1000
1517	89.0168	90.2559
1518	89.1845	90.4091
1519	89.3495	90.5596
1520	89.5119	90.7076
1521	89.6718	90.8531

Table 11.C.15 (continuation 10)

Scale Score	Spring 2018	Spring 2019
1522	89.8291	90.9960
1523	89.9838	91.1365
1524	90.1362	91.2746
1525	90.2861	91.4103
1526	90.4336	91.5437
1527	90.5788	91.6748
1528	90.7217	91.8036
1529	90.8623	91.9303
1530	91.0007	92.0548
1531	91.1369	92.1771
1532	91.2709	92.2973
1533	91.4029	92.4155
1534	91.5327	92.5316
1535	91.6605	92.6458
1536	91.7863	92.7580
1537	91.9101	92.8683
1538	92.0319	92.9767
1539	92.1519	93.0833
1540	92.2699	93.1880
1541	92.3861	93.2910
1542	92.5004	93.3922
1543	92.6130	93.4916
1544	92.7238	93.5894
1545	92.8328	93.6855
1546	92.9402	93.7800
1547	93.0458	93.8729
1548	93.1498	93.9641
1549	93.2522	94.0539
1550	93.3529	94.1421
1551	93.4521	94.2288
1552	93.5497	94.3141
1553	93.6458	94.3979
1554	93.7403	94.4802
1555	93.8334	94.5612
1556	93.9250	94.6408
1557	94.0152	94.7191
1558	94.1039	94.7960
1559	94.1912	94.8716
1560	94.2771	94.9460
1561	94.3617	95.0190

Table 11.C.15 (continuation 11)

Scale Score	Spring 2018	Spring 2019
1562	94.4449	95.0909
1563	94.5268	95.1615
1564	94.6074	95.2309
1565	94.6867	95.2992
1566	94.7647	95.3662
1567	94.8415	95.4322
1568	94.9170	95.4970
1569	94.9913	95.5608
1570	95.0644	95.6234
1571	95.1364	95.6850
1572	95.2071	95.7455
1573	95.2767	95.8051
1574	95.3452	95.8636
1575	95.4126	95.9211
1576	95.4788	95.9776
1577	95.5440	96.0332
1578	95.6081	96.0878
1579	95.6711	96.1415
1580	95.7331	96.1943
1581	95.7941	96.2462
1582	95.8540	96.2972
1583	95.9130	96.3474
1584	95.9709	96.3967
1585	96.0280	96.4451
1586	96.0840	96.4928
1587	96.1391	96.5396
1588	96.1933	96.5856
1589	96.2466	96.6309
1590	96.2990	96.6754
1591	96.3505	96.7191
1592	96.4011	96.7621
1593	96.4509	96.8044
1594	96.4998	96.8460
1595	96.5479	96.8869
1596	96.5952	96.9270
1597	96.6417	96.9665
1598	96.6874	97.0054
1599	96.7323	97.0436
1600	96.7765	97.0811
1601	96.8199	97.1180

Table 11.C.15 (continuation 12)

Scale Score	Spring 2018	Spring 2019
1602	96.8625	97.1543
1603	96.9045	97.1900
1604	96.9457	97.2251
1605	96.9862	97.2597
1606	97.0261	97.2936
1607	97.0652	97.3270
1608	97.1037	97.3598
1609	97.1416	97.3921
1610	97.1788	97.4239
1611	97.2154	97.4551
1612	97.2513	97.4859
1613	97.2867	97.5161
1614	97.3214	97.5458
1615	97.3556	97.5751
1616	97.3892	97.6039
1617	97.4222	97.6322
1618	97.4546	97.6600
1619	97.4866	97.6874
1620	97.5179	97.7144
1621	97.5488	97.7409
1622	97.5792	97.7670
1623	97.6090	97.7927
1624	97.6384	97.8180
1625	97.6672	97.8429
1626	97.6956	97.8674
1627	97.7235	97.8915
1628	97.7510	97.9153
1629	97.7780	97.9386
1630	97.8046	97.9616
1631	97.8307	97.9843
1632	97.8564	98.0066
1633	97.8817	98.0286
1634	97.9066	98.0502
1635	97.9311	98.0715
1636	97.9552	98.0924
1637	97.9789	98.1131
1638	98.0022	98.1334
1639	98.0252	98.1535
1640	98.0478	98.1732
1641	98.0700	98.1926

Table 11.C.15 (continuation 13)

Scale Score	Spring 2018	Spring 2019
1642	98.0919	98.2118
1643	98.1135	98.2307
1644	98.1347	98.2493
1645	98.1556	98.2676
1646	98.1761	98.2856
1647	98.1964	98.3034
1648	98.2163	98.3210
1649	98.2359	98.3383
1650	98.2553	98.3553
1651	98.2743	98.3721
1652	98.2931	98.3887
1653	98.3115	98.4050
1654	98.3297	98.4211
1655	98.3477	98.4370
1656	98.3653	98.4526
1657	98.3827	98.4680
1658	98.3998	98.4833
1659	98.4167	98.4983
1660	98.4334	98.5131
1661	98.4498	98.5277
1662	98.4660	98.5421
1663	98.4819	98.5563
1664	98.4976	98.5703
1665	98.5131	98.5842
1666	98.5284	98.5978
1667	98.5434	98.6113
1668	98.5582	98.6246
1669	98.5729	98.6377
1670	98.5873	98.6507
1671	98.6015	98.6634
1672	98.6156	98.6761
1673	98.6294	98.6885
1674	98.6431	98.7008
1675	98.6565	98.7130
1676	98.6698	98.7249
1677	98.6829	98.7368
1678	98.6958	98.7485
1679	98.7086	98.7600
1680	98.7212	98.7714
1681	98.7336	98.7827

Table 11.C.15 (*continuation 14*)

Scale Score	Spring 2018	Spring 2019
1682	98.7459	98.7938
1683	98.7580	98.8048
1684	98.7699	98.8156
1685	98.7817	98.8263
1686	98.7933	98.8369
1687	98.8048	98.8474
1688	98.8162	98.8577
1689	98.8274	98.8680
1690	98.8384	98.8781
1691	98.8493	98.8880
1692	98.8601	98.8979
1693	98.8707	98.9076
1694	98.8813	98.9173
1695	98.8916	98.9268
1696	98.9019	98.9362
1697	98.9120	98.9455
1698	98.9220	98.9547
1699	98.9319	98.9638
1700	98.9417	98.9728

[Figure 11.C.4](#) presents the test characteristic curve for the oral language skill for grade span three through five. The data used to create this graph is found in the table that immediately follows, [Table 11.C.16](#).

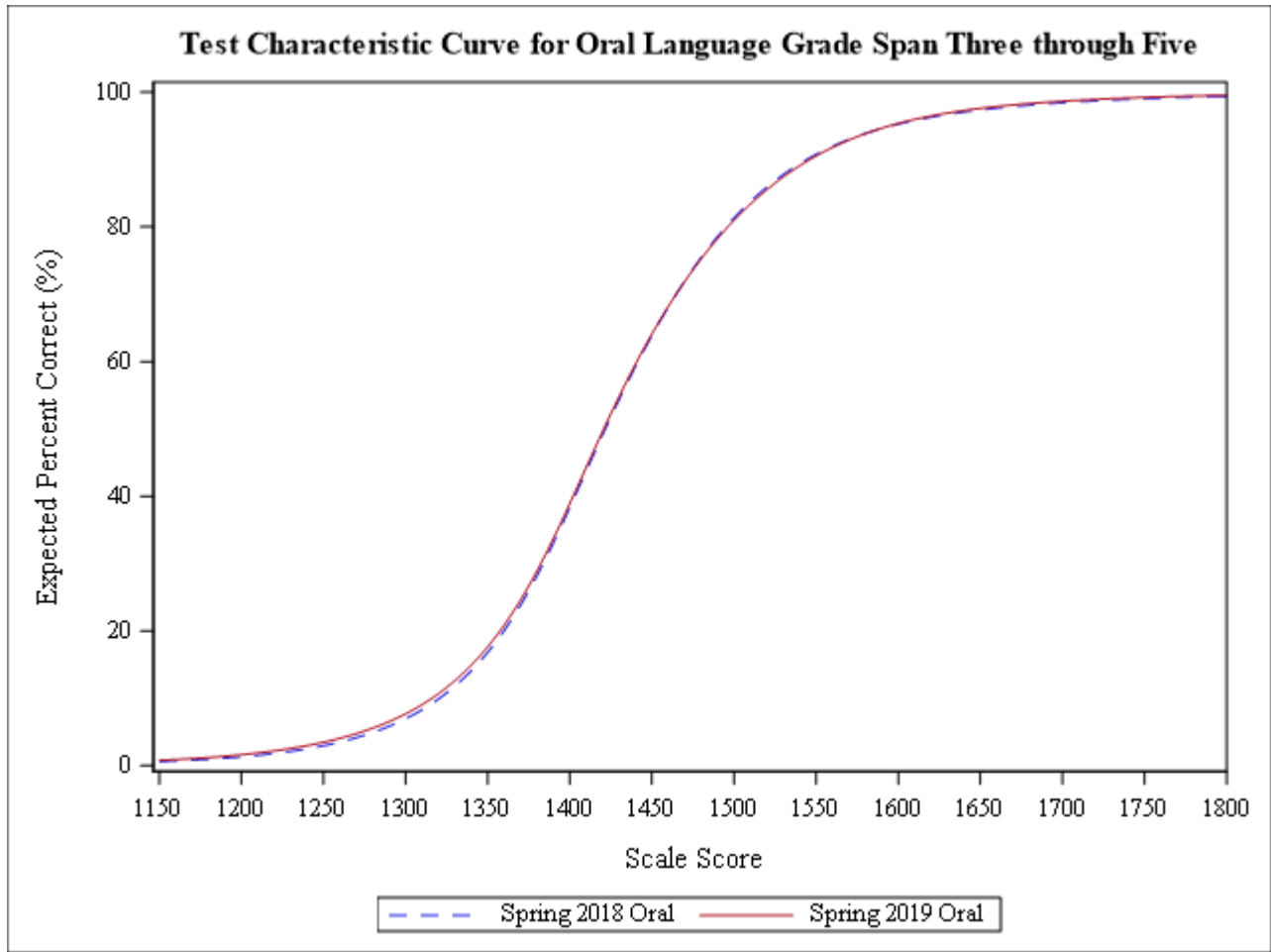


Figure 11.C.4 Test characteristic curve for grade span three through five oral language skill

Table 11.C.16 TCC for Grade Span Three Through Five Oral Language Skill Data

Scale Score	Spring 2018	Spring 2019
1150	0.5962	0.7811
1151	0.6054	0.7923
1152	0.6148	0.8037
1153	0.6242	0.8152
1154	0.6339	0.8270
1155	0.6437	0.8389
1156	0.6537	0.8510
1157	0.6638	0.8633
1158	0.6741	0.8757
1159	0.6846	0.8884
1160	0.6952	0.9012

Table 11.C.16 (continuation one)

Scale Score	Spring 2018	Spring 2019
1161	0.7060	0.9143
1162	0.7170	0.9276
1163	0.7282	0.9410
1164	0.7396	0.9547
1165	0.7512	0.9686
1166	0.7629	0.9827
1167	0.7748	0.9970
1168	0.7870	1.0115
1169	0.7993	1.0263
1170	0.8119	1.0413
1171	0.8246	1.0565
1172	0.8376	1.0720
1173	0.8508	1.0877
1174	0.8642	1.1037
1175	0.8779	1.1199
1176	0.8917	1.1363
1177	0.9058	1.1531
1178	0.9201	1.1700
1179	0.9347	1.1873
1180	0.9495	1.2048
1181	0.9646	1.2226
1182	0.9799	1.2407
1183	0.9955	1.2590
1184	1.0113	1.2777
1185	1.0275	1.2966
1186	1.0438	1.3158
1187	1.0605	1.3354
1188	1.0774	1.3552
1189	1.0947	1.3754
1190	1.1122	1.3958
1191	1.1300	1.4166
1192	1.1481	1.4378
1193	1.1665	1.4592
1194	1.1853	1.4810
1195	1.2043	1.5032
1196	1.2237	1.5257
1197	1.2434	1.5485
1198	1.2634	1.5718
1199	1.2838	1.5954
1200	1.3046	1.6193

Table 11.C.16 (*continuation two*)

Scale Score	Spring 2018	Spring 2019
1201	1.3257	1.6437
1202	1.3471	1.6684
1203	1.3689	1.6935
1204	1.3911	1.7191
1205	1.4137	1.7450
1206	1.4366	1.7714
1207	1.4600	1.7981
1208	1.4837	1.8253
1209	1.5079	1.8530
1210	1.5325	1.8810
1211	1.5575	1.9096
1212	1.5829	1.9386
1213	1.6087	1.9680
1214	1.6351	1.9979
1215	1.6618	2.0284
1216	1.6890	2.0593
1217	1.7167	2.0906
1218	1.7449	2.1225
1219	1.7736	2.1550
1220	1.8027	2.1879
1221	1.8324	2.2214
1222	1.8626	2.2554
1223	1.8933	2.2900
1224	1.9245	2.3251
1225	1.9563	2.3608
1226	1.9886	2.3970
1227	2.0215	2.4339
1228	2.0550	2.4714
1229	2.0891	2.5094
1230	2.1237	2.5481
1231	2.1590	2.5874
1232	2.1948	2.6274
1233	2.2313	2.6680
1234	2.2685	2.7092
1235	2.3062	2.7512
1236	2.3447	2.7938
1237	2.3838	2.8371
1238	2.4236	2.8812
1239	2.4641	2.9259
1240	2.5053	2.9714

Table 11.C.16 (continuation three)

Scale Score	Spring 2018	Spring 2019
1241	2.5473	3.0177
1242	2.5900	3.0647
1243	2.6334	3.1124
1244	2.6776	3.1610
1245	2.7226	3.2103
1246	2.7684	3.2605
1247	2.8150	3.3115
1248	2.8624	3.3633
1249	2.9106	3.4160
1250	2.9597	3.4696
1251	3.0097	3.5241
1252	3.0606	3.5794
1253	3.1124	3.6357
1254	3.1650	3.6929
1255	3.2187	3.7511
1256	3.2733	3.8102
1257	3.3288	3.8703
1258	3.3854	3.9314
1259	3.4429	3.9935
1260	3.5015	4.0567
1261	3.5611	4.1209
1262	3.6218	4.1862
1263	3.6836	4.2526
1264	3.7465	4.3202
1265	3.8105	4.3888
1266	3.8757	4.4586
1267	3.9420	4.5296
1268	4.0096	4.6017
1269	4.0783	4.6751
1270	4.1483	4.7497
1271	4.2195	4.8256
1272	4.2921	4.9028
1273	4.3659	4.9813
1274	4.4411	5.0611
1275	4.5176	5.1422
1276	4.5955	5.2247
1277	4.6749	5.3087
1278	4.7556	5.3940
1279	4.8379	5.4809
1280	4.9216	5.5692

Table 11.C.16 (*continuation four*)

Scale Score	Spring 2018	Spring 2019
1281	5.0068	5.6590
1282	5.0936	5.7503
1283	5.1820	5.8432
1284	5.2720	5.9377
1285	5.3636	6.0339
1286	5.4569	6.1316
1287	5.5519	6.2311
1288	5.6486	6.3322
1289	5.7471	6.4351
1290	5.8474	6.5398
1291	5.9495	6.6463
1292	6.0535	6.7546
1293	6.1594	6.8648
1294	6.2672	6.9769
1295	6.3770	7.0910
1296	6.4888	7.2070
1297	6.6027	7.3251
1298	6.7186	7.4451
1299	6.8367	7.5673
1300	6.9570	7.6916
1301	7.0794	7.8181
1302	7.2041	7.9468
1303	7.3311	8.0777
1304	7.4605	8.2109
1305	7.5922	8.3464
1306	7.7263	8.4843
1307	7.8629	8.6246
1308	8.0020	8.7673
1309	8.1437	8.9126
1310	8.2880	9.0604
1311	8.4349	9.2108
1312	8.5845	9.3638
1313	8.7369	9.5195
1314	8.8921	9.6779
1315	9.0501	9.8391
1316	9.2110	10.0032
1317	9.3749	10.1701
1318	9.5418	10.3399
1319	9.7117	10.5127
1320	9.8847	10.6886

Table 11.C.16 (*continuation five*)

Scale Score	Spring 2018	Spring 2019
1321	10.0610	10.8675
1322	10.2404	11.0495
1323	10.4231	11.2348
1324	10.6092	11.4232
1325	10.7987	11.6150
1326	10.9916	11.8101
1327	11.1880	12.0087
1328	11.3880	12.2106
1329	11.5916	12.4162
1330	11.7989	12.6252
1331	12.0100	12.8380
1332	12.2249	13.0544
1333	12.4436	13.2745
1334	12.6663	13.4985
1335	12.8930	13.7264
1336	13.1238	13.9581
1337	13.3587	14.1939
1338	13.5978	14.4337
1339	13.8411	14.6777
1340	14.0888	14.9258
1341	14.3408	15.1781
1342	14.5973	15.4347
1343	14.8584	15.6957
1344	15.1240	15.9611
1345	15.3943	16.2310
1346	15.6692	16.5054
1347	15.9490	16.7844
1348	16.2336	17.0681
1349	16.5231	17.3565
1350	16.8176	17.6497
1351	17.1171	17.9477
1352	17.4217	18.2506
1353	17.7314	18.5585
1354	18.0464	18.8714
1355	18.3667	19.1894
1356	18.6922	19.5124
1357	19.0232	19.8407
1358	19.3596	20.1741
1359	19.7014	20.5129
1360	20.0488	20.8570

Table 11.C.16 (*continuation six*)

Scale Score	Spring 2018	Spring 2019
1361	20.4018	21.2064
1362	20.7604	21.5612
1363	21.1246	21.9215
1364	21.4946	22.2873
1365	21.8702	22.6586
1366	22.2516	23.0354
1367	22.6388	23.4178
1368	23.0317	23.8058
1369	23.4304	24.1995
1370	23.8349	24.5987
1371	24.2452	25.0036
1372	24.6613	25.4141
1373	25.0831	25.8302
1374	25.5107	26.2519
1375	25.9439	26.6792
1376	26.3828	27.1121
1377	26.8273	27.5505
1378	27.2773	27.9943
1379	27.7328	28.4436
1380	28.1936	28.8982
1381	28.6598	29.3581
1382	29.1311	29.8232
1383	29.6074	30.2934
1384	30.0888	30.7686
1385	30.5749	31.2487
1386	31.0657	31.7335
1387	31.5610	32.2229
1388	32.0606	32.7168
1389	32.5645	33.2150
1390	33.0723	33.7174
1391	33.5839	34.2237
1392	34.0991	34.7337
1393	34.6178	35.2474
1394	35.1396	35.7644
1395	35.6644	36.2845
1396	36.1920	36.8077
1397	36.7222	37.3335
1398	37.2546	37.8618
1399	37.7892	38.3924
1400	38.3257	38.9250

Table 11.C.16 (continuation seven)

Scale Score	Spring 2018	Spring 2019
1401	38.8638	39.4594
1402	39.4033	39.9954
1403	39.9441	40.5326
1404	40.4858	41.0710
1405	41.0283	41.6102
1406	41.5714	42.1500
1407	42.1149	42.6902
1408	42.6586	43.2306
1409	43.2022	43.7709
1410	43.7456	44.3110
1411	44.2886	44.8507
1412	44.8311	45.3896
1413	45.3728	45.9278
1414	45.9136	46.4649
1415	46.4534	47.0007
1416	46.9920	47.5353
1417	47.5292	48.0682
1418	48.0650	48.5995
1419	48.5991	49.1289
1420	49.1315	49.6564
1421	49.6621	50.1817
1422	50.1906	50.7048
1423	50.7172	51.2255
1424	51.2415	51.7437
1425	51.7636	52.2594
1426	52.2833	52.7724
1427	52.8005	53.2826
1428	53.3153	53.7899
1429	53.8274	54.2943
1430	54.3368	54.7956
1431	54.8434	55.2938
1432	55.3472	55.7889
1433	55.8481	56.2807
1434	56.3461	56.7692
1435	56.8410	57.2543
1436	57.3329	57.7361
1437	57.8216	58.2143
1438	58.3071	58.6891
1439	58.7894	59.1603
1440	59.2684	59.6279

Table 11.C.16 (*continuation eight*)

Scale Score	Spring 2018	Spring 2019
1441	59.7441	60.0919
1442	60.2164	60.5522
1443	60.6853	61.0088
1444	61.1508	61.4617
1445	61.6128	61.9109
1446	62.0713	62.3563
1447	62.5262	62.7980
1448	62.9776	63.2358
1449	63.4254	63.6699
1450	63.8695	64.1001
1451	64.3100	64.5265
1452	64.7468	64.9491
1453	65.1799	65.3678
1454	65.6093	65.7827
1455	66.0350	66.1938
1456	66.4569	66.6010
1457	66.8751	67.0044
1458	67.2895	67.4040
1459	67.7001	67.7998
1460	68.1069	68.1917
1461	68.5099	68.5799
1462	68.9092	68.9642
1463	69.3046	69.3448
1464	69.6962	69.7216
1465	70.0840	70.0947
1466	70.4680	70.4641
1467	70.8482	70.8297
1468	71.2246	71.1917
1469	71.5971	71.5500
1470	71.9659	71.9046
1471	72.3308	72.2556
1472	72.6920	72.6030
1473	73.0494	72.9468
1474	73.4031	73.2871
1475	73.7529	73.6238
1476	74.0991	73.9570
1477	74.4414	74.2868
1478	74.7801	74.6130
1479	75.1150	74.9359
1480	75.4463	75.2553

Table 11.C.16 (*continuation nine*)

Scale Score	Spring 2018	Spring 2019
1481	75.7739	75.5713
1482	76.0978	75.8840
1483	76.4180	76.1934
1484	76.7346	76.4994
1485	77.0477	76.8022
1486	77.3571	77.1017
1487	77.6629	77.3980
1488	77.9652	77.6911
1489	78.2639	77.9810
1490	78.5592	78.2678
1491	78.8509	78.5514
1492	79.1392	78.8319
1493	79.4240	79.1094
1494	79.7054	79.3838
1495	79.9834	79.6552
1496	80.2580	79.9236
1497	80.5292	80.1890
1498	80.7971	80.4514
1499	81.0617	80.7110
1500	81.3230	80.9676
1501	81.5810	81.2213
1502	81.8358	81.4721
1503	82.0874	81.7201
1504	82.3358	81.9653
1505	82.5810	82.2076
1506	82.8231	82.4472
1507	83.0621	82.6840
1508	83.2980	82.9181
1509	83.5308	83.1495
1510	83.7606	83.3781
1511	83.9873	83.6041
1512	84.2111	83.8274
1513	84.4319	84.0480
1514	84.6498	84.2661
1515	84.8647	84.4815
1516	85.0768	84.6943
1517	85.2861	84.9046
1518	85.4925	85.1123
1519	85.6961	85.3175
1520	85.8969	85.5202

Table 11.C.16 (*continuation 10*)

Scale Score	Spring 2018	Spring 2019
1521	86.0950	85.7204
1522	86.2903	85.9181
1523	86.4830	86.1134
1524	86.6729	86.3062
1525	86.8603	86.4966
1526	87.0450	86.6847
1527	87.2271	86.8703
1528	87.4067	87.0536
1529	87.5837	87.2346
1530	87.7582	87.4133
1531	87.9303	87.5896
1532	88.0999	87.7637
1533	88.2670	87.9356
1534	88.4318	88.1052
1535	88.5941	88.2726
1536	88.7542	88.4378
1537	88.9119	88.6008
1538	89.0673	88.7617
1539	89.2204	88.9205
1540	89.3713	89.0772
1541	89.5200	89.2317
1542	89.6665	89.3843
1543	89.8108	89.5347
1544	89.9530	89.6832
1545	90.0931	89.8296
1546	90.2310	89.9741
1547	90.3670	90.1166
1548	90.5009	90.2572
1549	90.6328	90.3958
1550	90.7627	90.5325
1551	90.8906	90.6674
1552	91.0167	90.8004
1553	91.1408	90.9316
1554	91.2630	91.0609
1555	91.3834	91.1885
1556	91.5020	91.3143
1557	91.6187	91.4383
1558	91.7337	91.5606
1559	91.8469	91.6811
1560	91.9584	91.8000

Table 11.C.16 (continuation 11)

Scale Score	Spring 2018	Spring 2019
1561	92.0682	91.9171
1562	92.1763	92.0326
1563	92.2827	92.1465
1564	92.3875	92.2587
1565	92.4907	92.3694
1566	92.5923	92.4784
1567	92.6923	92.5859
1568	92.7908	92.6918
1569	92.8878	92.7962
1570	92.9833	92.8990
1571	93.0773	93.0004
1572	93.1698	93.1002
1573	93.2609	93.1986
1574	93.3507	93.2956
1575	93.4390	93.3911
1576	93.5259	93.4852
1577	93.6115	93.5779
1578	93.6958	93.6693
1579	93.7788	93.7592
1580	93.8605	93.8478
1581	93.9409	93.9351
1582	94.0201	94.0211
1583	94.0980	94.1057
1584	94.1748	94.1891
1585	94.2504	94.2712
1586	94.3248	94.3521
1587	94.3980	94.4317
1588	94.4701	94.5101
1589	94.5412	94.5873
1590	94.6111	94.6633
1591	94.6799	94.7382
1592	94.7477	94.8119
1593	94.8145	94.8844
1594	94.8802	94.9558
1595	94.9449	95.0261
1596	95.0086	95.0953
1597	95.0714	95.1635
1598	95.1332	95.2305
1599	95.1940	95.2966
1600	95.2540	95.3615

Table 11.C.16 (*continuation 12*)

Scale Score	Spring 2018	Spring 2019
1601	95.3130	95.4255
1602	95.3711	95.4885
1603	95.4284	95.5504
1604	95.4847	95.6115
1605	95.5403	95.6715
1606	95.5950	95.7306
1607	95.6488	95.7888
1608	95.7019	95.8460
1609	95.7542	95.9024
1610	95.8057	95.9578
1611	95.8564	96.0124
1612	95.9064	96.0661
1613	95.9556	96.1190
1614	96.0041	96.1710
1615	96.0519	96.2223
1616	96.0990	96.2727
1617	96.1454	96.3223
1618	96.1911	96.3712
1619	96.2361	96.4193
1620	96.2805	96.4666
1621	96.3243	96.5132
1622	96.3674	96.5590
1623	96.4098	96.6042
1624	96.4517	96.6486
1625	96.4930	96.6924
1626	96.5336	96.7354
1627	96.5737	96.7778
1628	96.6133	96.8196
1629	96.6522	96.8607
1630	96.6906	96.9011
1631	96.7285	96.9410
1632	96.7658	96.9802
1633	96.8026	97.0188
1634	96.8389	97.0568
1635	96.8746	97.0943
1636	96.9099	97.1312
1637	96.9447	97.1675
1638	96.9790	97.2032
1639	97.0128	97.2385
1640	97.0462	97.2732

Table 11.C.16 (continuation 13)

Scale Score	Spring 2018	Spring 2019
1641	97.0791	97.3073
1642	97.1116	97.3410
1643	97.1436	97.3742
1644	97.1752	97.4068
1645	97.2063	97.4390
1646	97.2370	97.4707
1647	97.2673	97.5019
1648	97.2972	97.5327
1649	97.3267	97.5630
1650	97.3559	97.5929
1651	97.3846	97.6223
1652	97.4129	97.6513
1653	97.4409	97.6799
1654	97.4685	97.7080
1655	97.4957	97.7358
1656	97.5226	97.7632
1657	97.5491	97.7901
1658	97.5753	97.8167
1659	97.6012	97.8429
1660	97.6267	97.8687
1661	97.6519	97.8942
1662	97.6767	97.9193
1663	97.7013	97.9441
1664	97.7255	97.9685
1665	97.7494	97.9925
1666	97.7730	98.0163
1667	97.7963	98.0397
1668	97.8194	98.0627
1669	97.8421	98.0855
1670	97.8646	98.1079
1671	97.8867	98.1300
1672	97.9086	98.1519
1673	97.9303	98.1734
1674	97.9516	98.1946
1675	97.9727	98.2156
1676	97.9935	98.2363
1677	98.0141	98.2566
1678	98.0345	98.2768
1679	98.0545	98.2966
1680	98.0744	98.3162

Table 11.C.16 (continuation 14)

Scale Score	Spring 2018	Spring 2019
1681	98.0940	98.3355
1682	98.1133	98.3546
1683	98.1325	98.3734
1684	98.1514	98.3920
1685	98.1701	98.4103
1686	98.1885	98.4284
1687	98.2068	98.4462
1688	98.2248	98.4638
1689	98.2426	98.4812
1690	98.2602	98.4983
1691	98.2776	98.5153
1692	98.2948	98.5320
1693	98.3118	98.5485
1694	98.3286	98.5648
1695	98.3452	98.5809
1696	98.3616	98.5968
1697	98.3778	98.6124
1698	98.3938	98.6279
1699	98.4097	98.6432
1700	98.4253	98.6583
1701	98.4408	98.6732
1702	98.4561	98.6879
1703	98.4713	98.7024
1704	98.4862	98.7168
1705	98.5010	98.7309
1706	98.5157	98.7449
1707	98.5302	98.7588
1708	98.5445	98.7724
1709	98.5586	98.7859
1710	98.5726	98.7992
1711	98.5865	98.8124
1712	98.6001	98.8254
1713	98.6137	98.8382
1714	98.6271	98.8509
1715	98.6403	98.8634
1716	98.6534	98.8758
1717	98.6664	98.8880
1718	98.6792	98.9001
1719	98.6918	98.9120
1720	98.7044	98.9238

Table 11.C.16 (continuation 15)

Scale Score	Spring 2018	Spring 2019
1721	98.7168	98.9354
1722	98.7291	98.9469
1723	98.7412	98.9583
1724	98.7532	98.9695
1725	98.7651	98.9806
1726	98.7768	98.9916
1727	98.7885	99.0024
1728	98.8000	99.0132
1729	98.8113	99.0237
1730	98.8226	99.0342
1731	98.8337	99.0445
1732	98.8448	99.0548
1733	98.8557	99.0648
1734	98.8665	99.0748
1735	98.8772	99.0847
1736	98.8877	99.0944
1737	98.8982	99.1041
1738	98.9085	99.1136
1739	98.9188	99.1230
1740	98.9289	99.1323
1741	98.9390	99.1415
1742	98.9489	99.1506
1743	98.9587	99.1596
1744	98.9685	99.1685
1745	98.9781	99.1772
1746	98.9876	99.1859
1747	98.9971	99.1945
1748	99.0064	99.2030
1749	99.0156	99.2114
1750	99.0248	99.2196
1751	99.0338	99.2278
1752	99.0428	99.2359
1753	99.0517	99.2440
1754	99.0605	99.2519
1755	99.0692	99.2597
1756	99.0778	99.2674
1757	99.0863	99.2751
1758	99.0947	99.2827
1759	99.1031	99.2902
1760	99.1114	99.2976

Table 11.C.16 (continuation 16)

Scale Score	Spring 2018	Spring 2019
1761	99.1196	99.3049
1762	99.1277	99.3121
1763	99.1357	99.3193
1764	99.1437	99.3263
1765	99.1515	99.3333
1766	99.1593	99.3402
1767	99.1670	99.3471
1768	99.1747	99.3539
1769	99.1822	99.3605
1770	99.1897	99.3672
1771	99.1971	99.3737
1772	99.2045	99.3802
1773	99.2118	99.3866
1774	99.2190	99.3929
1775	99.2261	99.3992
1776	99.2332	99.4053
1777	99.2402	99.4115
1778	99.2471	99.4175
1779	99.2539	99.4235
1780	99.2607	99.4294
1781	99.2675	99.4353
1782	99.2741	99.4411
1783	99.2807	99.4468
1784	99.2873	99.4525
1785	99.2937	99.4581
1786	99.3001	99.4636
1787	99.3065	99.4691
1788	99.3128	99.4745
1789	99.3190	99.4799
1790	99.3252	99.4852
1791	99.3313	99.4904
1792	99.3373	99.4956
1793	99.3433	99.5008
1794	99.3493	99.5059
1795	99.3552	99.5109
1796	99.3610	99.5159
1797	99.3668	99.5208
1798	99.3725	99.5256
1799	99.3781	99.5305
1800	99.3837	99.5352

[Figure 11.C.5](#) presents the test characteristic curve for the oral language skill for grade span six through eight. The data used to create this graph is found in the table that immediately follows, [Table 11.C.17](#).

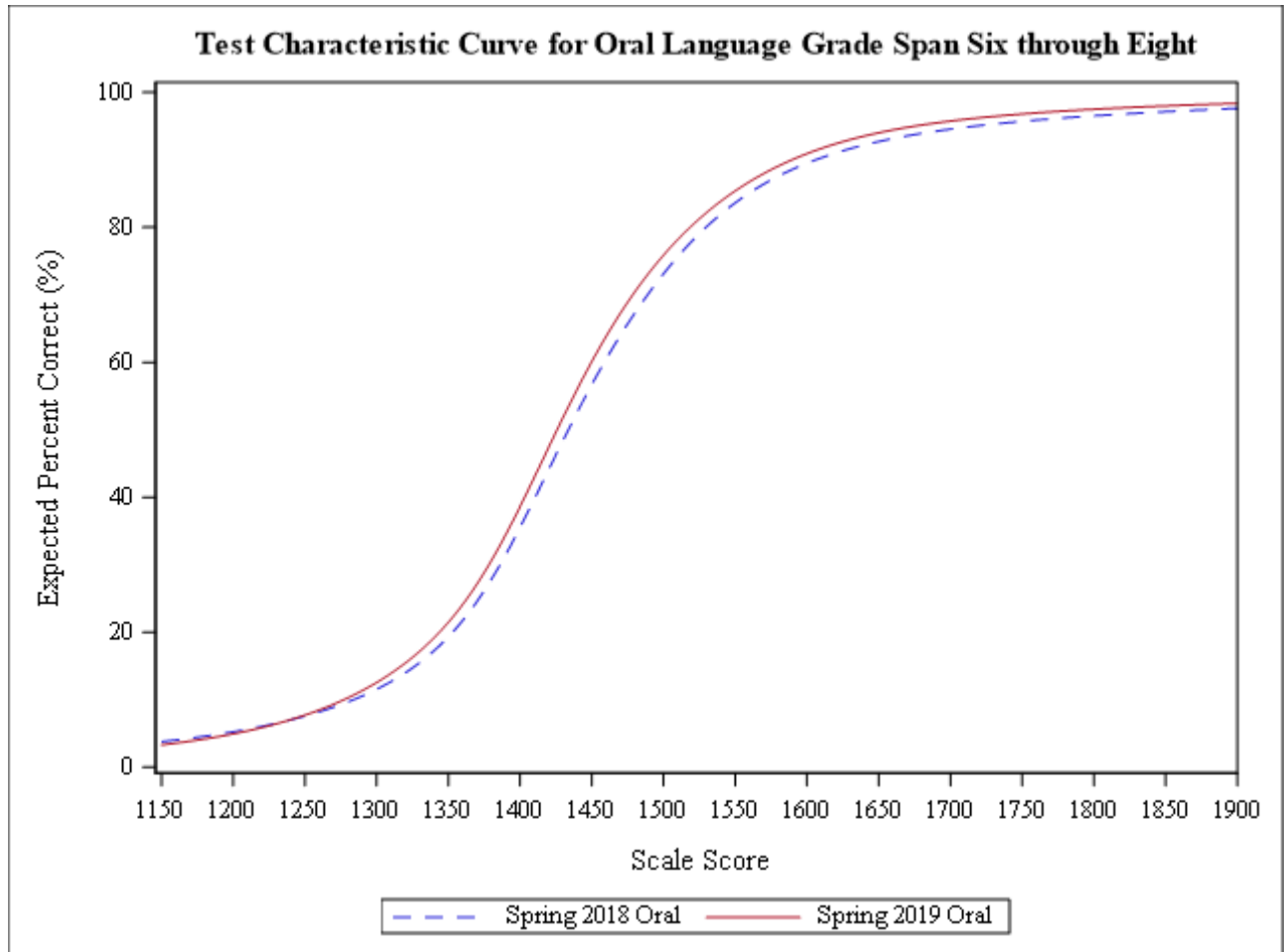


Figure 11.C.5 Test characteristic curve for grade span six through eight oral language skill

Table 11.C.17 TCC for Grade Span Six Through Eight Oral Language Skill Data

Scale Score	Spring 2018	Spring 2019
1150	3.7908	3.3090
1151	3.8143	3.3341
1152	3.8379	3.3595
1153	3.8618	3.3852
1154	3.8858	3.4111
1155	3.9101	3.4373
1156	3.9346	3.4638
1157	3.9592	3.4906
1158	3.9841	3.5176
1159	4.0092	3.5448
1160	4.0345	3.5724

Table 11.C.17 (continuation one)

Scale Score	Spring 2018	Spring 2019
1161	4.0601	3.6003
1162	4.0858	3.6284
1163	4.1118	3.6568
1164	4.1380	3.6855
1165	4.1644	3.7145
1166	4.1910	3.7438
1167	4.2179	3.7734
1168	4.2450	3.8034
1169	4.2723	3.8336
1170	4.2999	3.8641
1171	4.3277	3.8950
1172	4.3558	3.9262
1173	4.3841	3.9576
1174	4.4126	3.9895
1175	4.4414	4.0216
1176	4.4705	4.0541
1177	4.4998	4.0869
1178	4.5294	4.1201
1179	4.5592	4.1536
1180	4.5893	4.1875
1181	4.6197	4.2217
1182	4.6503	4.2563
1183	4.6812	4.2912
1184	4.7124	4.3266
1185	4.7439	4.3622
1186	4.7757	4.3983
1187	4.8077	4.4347
1188	4.8400	4.4716
1189	4.8726	4.5088
1190	4.9056	4.5464
1191	4.9388	4.5844
1192	4.9723	4.6228
1193	5.0061	4.6616
1194	5.0403	4.7008
1195	5.0747	4.7404
1196	5.1095	4.7805
1197	5.1446	4.8209
1198	5.1800	4.8619
1199	5.2157	4.9032
1200	5.2518	4.9450

Table 11.C.17 (continuation two)

Scale Score	Spring 2018	Spring 2019
1201	5.2882	4.9872
1202	5.3249	5.0299
1203	5.3620	5.0730
1204	5.3994	5.1166
1205	5.4372	5.1607
1206	5.4753	5.2052
1207	5.5138	5.2502
1208	5.5527	5.2957
1209	5.5919	5.3417
1210	5.6315	5.3882
1211	5.6715	5.4352
1212	5.7118	5.4826
1213	5.7526	5.5306
1214	5.7937	5.5791
1215	5.8352	5.6282
1216	5.8771	5.6777
1217	5.9195	5.7278
1218	5.9622	5.7784
1219	6.0054	5.8296
1220	6.0489	5.8813
1221	6.0929	5.9336
1222	6.1373	5.9865
1223	6.1822	6.0399
1224	6.2275	6.0939
1225	6.2732	6.1485
1226	6.3194	6.2037
1227	6.3661	6.2595
1228	6.4132	6.3159
1229	6.4608	6.3729
1230	6.5088	6.4305
1231	6.5573	6.4887
1232	6.6064	6.5476
1233	6.6559	6.6072
1234	6.7059	6.6673
1235	6.7564	6.7282
1236	6.8074	6.7897
1237	6.8589	6.8518
1238	6.9110	6.9147
1239	6.9636	6.9782
1240	7.0167	7.0425

Table 11.C.17 (continuation three)

Scale Score	Spring 2018	Spring 2019
1241	7.0704	7.1074
1242	7.1247	7.1731
1243	7.1795	7.2394
1244	7.2348	7.3065
1245	7.2908	7.3744
1246	7.3473	7.4429
1247	7.4044	7.5123
1248	7.4621	7.5824
1249	7.5204	7.6533
1250	7.5793	7.7249
1251	7.6389	7.7974
1252	7.6991	7.8706
1253	7.7599	7.9447
1254	7.8214	8.0196
1255	7.8835	8.0953
1256	7.9463	8.1718
1257	8.0098	8.2492
1258	8.0740	8.3275
1259	8.1389	8.4066
1260	8.2044	8.4867
1261	8.2707	8.5676
1262	8.3378	8.6494
1263	8.4055	8.7321
1264	8.4740	8.8157
1265	8.5433	8.9003
1266	8.6134	8.9859
1267	8.6842	9.0724
1268	8.7558	9.1598
1269	8.8283	9.2483
1270	8.9016	9.3377
1271	8.9756	9.4282
1272	9.0506	9.5197
1273	9.1264	9.6122
1274	9.2031	9.7057
1275	9.2806	9.8003
1276	9.3591	9.8960
1277	9.4385	9.9928
1278	9.5188	10.0907
1279	9.6001	10.1897
1280	9.6823	10.2899

Table 11.C.17 (continuation four)

Scale Score	Spring 2018	Spring 2019
1281	9.7655	10.3912
1282	9.8497	10.4936
1283	9.9349	10.5972
1284	10.0211	10.7021
1285	10.1084	10.8081
1286	10.1968	10.9154
1287	10.2862	11.0239
1288	10.3767	11.1337
1289	10.4683	11.2447
1290	10.5611	11.3571
1291	10.6551	11.4707
1292	10.7502	11.5857
1293	10.8465	11.7021
1294	10.9440	11.8198
1295	11.0428	11.9390
1296	11.1428	12.0595
1297	11.2442	12.1815
1298	11.3468	12.3049
1299	11.4508	12.4298
1300	11.5561	12.5563
1301	11.6629	12.6842
1302	11.7710	12.8137
1303	11.8806	12.9448
1304	11.9917	13.0774
1305	12.1042	13.2117
1306	12.2183	13.3477
1307	12.3339	13.4853
1308	12.4511	13.6246
1309	12.5700	13.7657
1310	12.6905	13.9085
1311	12.8126	14.0531
1312	12.9365	14.1995
1313	13.0621	14.3477
1314	13.1895	14.4979
1315	13.3187	14.6500
1316	13.4498	14.8040
1317	13.5828	14.9599
1318	13.7177	15.1179
1319	13.8546	15.2780
1320	13.9934	15.4401

Table 11.C.17 (continuation five)

Scale Score	Spring 2018	Spring 2019
1321	14.1344	15.6043
1322	14.2774	15.7708
1323	14.4226	15.9394
1324	14.5699	16.1102
1325	14.7195	16.2833
1326	14.8713	16.4587
1327	15.0255	16.6365
1328	15.1820	16.8167
1329	15.3409	16.9993
1330	15.5023	17.1845
1331	15.6662	17.3721
1332	15.8327	17.5624
1333	16.0018	17.7552
1334	16.1735	17.9507
1335	16.3480	18.1490
1336	16.5252	18.3500
1337	16.7053	18.5538
1338	16.8883	18.7605
1339	17.0741	18.9702
1340	17.2630	19.1827
1341	17.4550	19.3984
1342	17.6500	19.6170
1343	17.8482	19.8388
1344	18.0496	20.0638
1345	18.2543	20.2920
1346	18.4624	20.5235
1347	18.6738	20.7583
1348	18.8887	20.9964
1349	19.1071	21.2381
1350	19.3291	21.4832
1351	19.5546	21.7318
1352	19.7839	21.9840
1353	20.0169	22.2398
1354	20.2536	22.4993
1355	20.4942	22.7626
1356	20.7387	23.0295
1357	20.9871	23.3004
1358	21.2394	23.5750
1359	21.4958	23.8535
1360	21.7563	24.1360

Table 11.C.17 (continuation six)

Scale Score	Spring 2018	Spring 2019
1361	22.0208	24.4224
1362	22.2895	24.7129
1363	22.5623	25.0073
1364	22.8394	25.3058
1365	23.1207	25.6083
1366	23.4062	25.9150
1367	23.6960	26.2258
1368	23.9901	26.5406
1369	24.2886	26.8597
1370	24.5913	27.1828
1371	24.8983	27.5101
1372	25.2097	27.8415
1373	25.5254	28.1770
1374	25.8454	28.5167
1375	26.1697	28.8604
1376	26.4982	29.2083
1377	26.8311	29.5602
1378	27.1681	29.9161
1379	27.5094	30.2759
1380	27.8548	30.6398
1381	28.2043	31.0075
1382	28.5579	31.3790
1383	28.9154	31.7544
1384	29.2770	32.1335
1385	29.6424	32.5162
1386	30.0117	32.9026
1387	30.3847	33.2924
1388	30.7614	33.6858
1389	31.1416	34.0824
1390	31.5254	34.4823
1391	31.9126	34.8855
1392	32.3031	35.2916
1393	32.6968	35.7008
1394	33.0937	36.1129
1395	33.4935	36.5277
1396	33.8963	36.9452
1397	34.3019	37.3652
1398	34.7102	37.7877
1399	35.1210	38.2125
1400	35.5343	38.6395

Table 11.C.17 (continuation seven)

Scale Score	Spring 2018	Spring 2019
1401	35.9499	39.0686
1402	36.3677	39.4996
1403	36.7876	39.9325
1404	37.2095	40.3671
1405	37.6332	40.8032
1406	38.0586	41.2408
1407	38.4855	41.6797
1408	38.9140	42.1198
1409	39.3437	42.5609
1410	39.7747	43.0030
1411	40.2067	43.4459
1412	40.6397	43.8895
1413	41.0735	44.3336
1414	41.5080	44.7781
1415	41.9431	45.2229
1416	42.3786	45.6679
1417	42.8144	46.1129
1418	43.2504	46.5578
1419	43.6865	47.0025
1420	44.1226	47.4469
1421	44.5585	47.8909
1422	44.9942	48.3342
1423	45.4295	48.7769
1424	45.8643	49.2188
1425	46.2985	49.6598
1426	46.7320	50.0998
1427	47.1648	50.5387
1428	47.5966	50.9763
1429	48.0274	51.4126
1430	48.4571	51.8475
1431	48.8857	52.2809
1432	49.3130	52.7127
1433	49.7389	53.1427
1434	50.1634	53.5710
1435	50.5863	53.9974
1436	51.0077	54.4218
1437	51.4274	54.8442
1438	51.8453	55.2645
1439	52.2614	55.6826
1440	52.6757	56.0984

Table 11.C.17 (continuation eight)

Scale Score	Spring 2018	Spring 2019
1441	53.0880	56.5119
1442	53.4983	56.9230
1443	53.9066	57.3317
1444	54.3127	57.7379
1445	54.7167	58.1415
1446	55.1185	58.5426
1447	55.5181	58.9409
1448	55.9153	59.3366
1449	56.3103	59.7295
1450	56.7029	60.1197
1451	57.0931	60.5070
1452	57.4808	60.8915
1453	57.8662	61.2731
1454	58.2490	61.6518
1455	58.6294	62.0276
1456	59.0072	62.4004
1457	59.3826	62.7703
1458	59.7554	63.1372
1459	60.1256	63.5011
1460	60.4933	63.8619
1461	60.8584	64.2198
1462	61.2209	64.5746
1463	61.5809	64.9263
1464	61.9382	65.2751
1465	62.2930	65.6208
1466	62.6452	65.9634
1467	62.9948	66.3030
1468	63.3418	66.6396
1469	63.6862	66.9731
1470	64.0281	67.3036
1471	64.3674	67.6311
1472	64.7041	67.9556
1473	65.0383	68.2770
1474	65.3699	68.5955
1475	65.6989	68.9110
1476	66.0255	69.2235
1477	66.3495	69.5331
1478	66.6709	69.8397
1479	66.9899	70.1434
1480	67.3064	70.4442

Table 11.C.17 (continuation nine)

Scale Score	Spring 2018	Spring 2019
1481	67.6204	70.7421
1482	67.9318	71.0371
1483	68.2409	71.3293
1484	68.5474	71.6186
1485	68.8515	71.9051
1486	69.1531	72.1887
1487	69.4524	72.4696
1488	69.7491	72.7477
1489	70.0435	73.0231
1490	70.3354	73.2957
1491	70.6249	73.5656
1492	70.9120	73.8328
1493	71.1967	74.0974
1494	71.4791	74.3593
1495	71.7590	74.6185
1496	72.0366	74.8751
1497	72.3118	75.1292
1498	72.5846	75.3807
1499	72.8551	75.6296
1500	73.1232	75.8760
1501	73.3889	76.1198
1502	73.6523	76.3612
1503	73.9134	76.6001
1504	74.1721	76.8365
1505	74.4285	77.0706
1506	74.6825	77.3022
1507	74.9342	77.5314
1508	75.1836	77.7582
1509	75.4306	77.9827
1510	75.6754	78.2048
1511	75.9178	78.4247
1512	76.1579	78.6422
1513	76.3957	78.8575
1514	76.6312	79.0705
1515	76.8643	79.2813
1516	77.0952	79.4898
1517	77.3238	79.6962
1518	77.5501	79.9004
1519	77.7742	80.1024
1520	77.9959	80.3023

Table 11.C.17 (continuation 10)

Scale Score	Spring 2018	Spring 2019
1521	78.2154	80.5001
1522	78.4326	80.6958
1523	78.6475	80.8895
1524	78.8603	81.0810
1525	79.0707	81.2706
1526	79.2789	81.4581
1527	79.4849	81.6436
1528	79.6887	81.8271
1529	79.8903	82.0087
1530	80.0896	82.1883
1531	80.2868	82.3660
1532	80.4818	82.5418
1533	80.6746	82.7157
1534	80.8653	82.8878
1535	81.0538	83.0580
1536	81.2402	83.2264
1537	81.4245	83.3929
1538	81.6066	83.5577
1539	81.7867	83.7207
1540	81.9647	83.8819
1541	82.1406	84.0414
1542	82.3145	84.1992
1543	82.4863	84.3552
1544	82.6562	84.5096
1545	82.8240	84.6623
1546	82.9898	84.8133
1547	83.1537	84.9627
1548	83.3156	85.1105
1549	83.4756	85.2567
1550	83.6337	85.4013
1551	83.7898	85.5443
1552	83.9441	85.6858
1553	84.0965	85.8257
1554	84.2471	85.9641
1555	84.3959	86.1010
1556	84.5428	86.2364
1557	84.6879	86.3703
1558	84.8313	86.5028
1559	84.9730	86.6338
1560	85.1129	86.7634

Table 11.C.17 (continuation 11)

Scale Score	Spring 2018	Spring 2019
1561	85.2511	86.8915
1562	85.3876	87.0182
1563	85.5224	87.1436
1564	85.6555	87.2676
1565	85.7871	87.3902
1566	85.9170	87.5114
1567	86.0453	87.6313
1568	86.1721	87.7499
1569	86.2972	87.8672
1570	86.4209	87.9832
1571	86.5430	88.0979
1572	86.6636	88.2113
1573	86.7828	88.3235
1574	86.9005	88.4344
1575	87.0167	88.5441
1576	87.1315	88.6525
1577	87.2449	88.7597
1578	87.3569	88.8658
1579	87.4675	88.9706
1580	87.5768	89.0743
1581	87.6847	89.1768
1582	87.7913	89.2781
1583	87.8966	89.3783
1584	88.0006	89.4774
1585	88.1034	89.5754
1586	88.2049	89.6722
1587	88.3051	89.7679
1588	88.4042	89.8626
1589	88.5020	89.9561
1590	88.5986	90.0486
1591	88.6941	90.1401
1592	88.7884	90.2305
1593	88.8816	90.3198
1594	88.9736	90.4082
1595	89.0645	90.4955
1596	89.1543	90.5818
1597	89.2431	90.6671
1598	89.3307	90.7514
1599	89.4173	90.8347
1600	89.5029	90.9171

Table 11.C.17 (continuation 12)

Scale Score	Spring 2018	Spring 2019
1601	89.5874	90.9985
1602	89.6709	91.0790
1603	89.7534	91.1585
1604	89.8350	91.2372
1605	89.9155	91.3148
1606	89.9951	91.3916
1607	90.0737	91.4675
1608	90.1514	91.5425
1609	90.2282	91.6166
1610	90.3040	91.6898
1611	90.3789	91.7622
1612	90.4530	91.8337
1613	90.5262	91.9044
1614	90.5985	91.9743
1615	90.6699	92.0433
1616	90.7405	92.1115
1617	90.8102	92.1789
1618	90.8792	92.2455
1619	90.9473	92.3113
1620	91.0146	92.3764
1621	91.0811	92.4406
1622	91.1469	92.5041
1623	91.2118	92.5669
1624	91.2760	92.6289
1625	91.3395	92.6902
1626	91.4022	92.7507
1627	91.4642	92.8105
1628	91.5254	92.8697
1629	91.5859	92.9281
1630	91.6458	92.9858
1631	91.7049	93.0428
1632	91.7633	93.0992
1633	91.8211	93.1549
1634	91.8782	93.2099
1635	91.9347	93.2643
1636	91.9904	93.3181
1637	92.0456	93.3712
1638	92.1001	93.4237
1639	92.1540	93.4755
1640	92.2073	93.5268

Table 11.C.17 (continuation 13)

Scale Score	Spring 2018	Spring 2019
1641	92.2599	93.5774
1642	92.3120	93.6275
1643	92.3635	93.6770
1644	92.4144	93.7259
1645	92.4647	93.7742
1646	92.5144	93.8219
1647	92.5636	93.8691
1648	92.6122	93.9158
1649	92.6603	93.9619
1650	92.7079	94.0074
1651	92.7549	94.0525
1652	92.8014	94.0970
1653	92.8473	94.1410
1654	92.8928	94.1845
1655	92.9378	94.2275
1656	92.9822	94.2700
1657	93.0262	94.3120
1658	93.0697	94.3535
1659	93.1128	94.3946
1660	93.1553	94.4352
1661	93.1974	94.4753
1662	93.2391	94.5150
1663	93.2803	94.5542
1664	93.3211	94.5930
1665	93.3614	94.6314
1666	93.4013	94.6693
1667	93.4407	94.7068
1668	93.4798	94.7439
1669	93.5185	94.7806
1670	93.5567	94.8168
1671	93.5945	94.8527
1672	93.6320	94.8882
1673	93.6690	94.9233
1674	93.7057	94.9580
1675	93.7420	94.9923
1676	93.7780	95.0262
1677	93.8135	95.0598
1678	93.8487	95.0930
1679	93.8836	95.1259
1680	93.9181	95.1584

Table 11.C.17 (continuation 14)

Scale Score	Spring 2018	Spring 2019
1681	93.9522	95.1906
1682	93.9861	95.2224
1683	94.0195	95.2539
1684	94.0527	95.2850
1685	94.0855	95.3158
1686	94.1180	95.3463
1687	94.1502	95.3765
1688	94.1821	95.4064
1689	94.2137	95.4359
1690	94.2449	95.4652
1691	94.2759	95.4941
1692	94.3066	95.5228
1693	94.3370	95.5512
1694	94.3671	95.5792
1695	94.3969	95.6070
1696	94.4264	95.6345
1697	94.4557	95.6617
1698	94.4847	95.6887
1699	94.5134	95.7154
1700	94.5419	95.7418
1701	94.5701	95.7680
1702	94.5981	95.7939
1703	94.6258	95.8195
1704	94.6532	95.8449
1705	94.6805	95.8701
1706	94.7074	95.8950
1707	94.7342	95.9196
1708	94.7607	95.9440
1709	94.7870	95.9682
1710	94.8130	95.9922
1711	94.8389	96.0159
1712	94.8645	96.0394
1713	94.8899	96.0627
1714	94.9150	96.0858
1715	94.9400	96.1086
1716	94.9648	96.1313
1717	94.9893	96.1537
1718	95.0137	96.1759
1719	95.0378	96.1979
1720	95.0618	96.2198

Table 11.C.17 (continuation 15)

Scale Score	Spring 2018	Spring 2019
1721	95.0855	96.2414
1722	95.1091	96.2628
1723	95.1325	96.2840
1724	95.1556	96.3051
1725	95.1787	96.3259
1726	95.2015	96.3466
1727	95.2241	96.3671
1728	95.2466	96.3873
1729	95.2689	96.4075
1730	95.2910	96.4274
1731	95.3129	96.4472
1732	95.3347	96.4668
1733	95.3563	96.4862
1734	95.3778	96.5054
1735	95.3991	96.5245
1736	95.4202	96.5435
1737	95.4412	96.5622
1738	95.4620	96.5808
1739	95.4827	96.5993
1740	95.5032	96.6176
1741	95.5236	96.6357
1742	95.5438	96.6537
1743	95.5639	96.6716
1744	95.5838	96.6892
1745	95.6036	96.7068
1746	95.6232	96.7242
1747	95.6427	96.7415
1748	95.6621	96.7586
1749	95.6813	96.7755
1750	95.7005	96.7924
1751	95.7194	96.8091
1752	95.7383	96.8257
1753	95.7570	96.8421
1754	95.7756	96.8584
1755	95.7940	96.8746
1756	95.8124	96.8907
1757	95.8306	96.9066
1758	95.8487	96.9224
1759	95.8666	96.9381
1760	95.8845	96.9536

Table 11.C.17 (continuation 16)

Scale Score	Spring 2018	Spring 2019
1761	95.9022	96.9690
1762	95.9199	96.9844
1763	95.9374	96.9996
1764	95.9548	97.0146
1765	95.9720	97.0296
1766	95.9892	97.0445
1767	96.0063	97.0592
1768	96.0232	97.0738
1769	96.0401	97.0884
1770	96.0568	97.1028
1771	96.0735	97.1171
1772	96.0900	97.1313
1773	96.1064	97.1454
1774	96.1228	97.1593
1775	96.1390	97.1732
1776	96.1551	97.1870
1777	96.1711	97.2007
1778	96.1871	97.2143
1779	96.2029	97.2278
1780	96.2187	97.2412
1781	96.2343	97.2544
1782	96.2499	97.2676
1783	96.2653	97.2807
1784	96.2807	97.2938
1785	96.2960	97.3067
1786	96.3112	97.3195
1787	96.3263	97.3322
1788	96.3413	97.3449
1789	96.3563	97.3574
1790	96.3711	97.3699
1791	96.3859	97.3823
1792	96.4005	97.3946
1793	96.4151	97.4068
1794	96.4296	97.4189
1795	96.4441	97.4310
1796	96.4584	97.4429
1797	96.4727	97.4548
1798	96.4869	97.4666
1799	96.5010	97.4783
1800	96.5150	97.4900

Table 11.C.17 (continuation 17)

Scale Score	Spring 2018	Spring 2019
1801	96.5290	97.5015
1802	96.5429	97.5130
1803	96.5567	97.5244
1804	96.5704	97.5358
1805	96.5840	97.5470
1806	96.5976	97.5582
1807	96.6111	97.5693
1808	96.6246	97.5803
1809	96.6379	97.5913
1810	96.6512	97.6022
1811	96.6644	97.6130
1812	96.6776	97.6238
1813	96.6907	97.6344
1814	96.7037	97.6450
1815	96.7166	97.6556
1816	96.7295	97.6661
1817	96.7423	97.6765
1818	96.7550	97.6868
1819	96.7677	97.6971
1820	96.7803	97.7073
1821	96.7929	97.7174
1822	96.8054	97.7275
1823	96.8178	97.7375
1824	96.8301	97.7475
1825	96.8424	97.7574
1826	96.8547	97.7672
1827	96.8668	97.7770
1828	96.8789	97.7867
1829	96.8910	97.7963
1830	96.9030	97.8059
1831	96.9149	97.8154
1832	96.9268	97.8249
1833	96.9386	97.8343
1834	96.9503	97.8437
1835	96.9620	97.8530
1836	96.9737	97.8622
1837	96.9852	97.8714
1838	96.9968	97.8805
1839	97.0082	97.8896
1840	97.0197	97.8986

Table 11.C.17 (continuation 18)

Scale Score	Spring 2018	Spring 2019
1841	97.0310	97.9076
1842	97.0423	97.9165
1843	97.0536	97.9253
1844	97.0647	97.9341
1845	97.0759	97.9429
1846	97.0870	97.9516
1847	97.0980	97.9602
1848	97.1090	97.9688
1849	97.1199	97.9774
1850	97.1308	97.9859
1851	97.1416	97.9943
1852	97.1524	98.0027
1853	97.1631	98.0110
1854	97.1738	98.0193
1855	97.1844	98.0276
1856	97.1950	98.0358
1857	97.2055	98.0440
1858	97.2160	98.0521
1859	97.2264	98.0601
1860	97.2368	98.0681
1861	97.2471	98.0761
1862	97.2574	98.0840
1863	97.2676	98.0919
1864	97.2778	98.0997
1865	97.2880	98.1075
1866	97.2981	98.1153
1867	97.3081	98.1230
1868	97.3181	98.1306
1869	97.3281	98.1382
1870	97.3380	98.1458
1871	97.3479	98.1533
1872	97.3577	98.1608
1873	97.3675	98.1683
1874	97.3772	98.1757
1875	97.3869	98.1830
1876	97.3965	98.1903
1877	97.4061	98.1976
1878	97.4157	98.2049
1879	97.4252	98.2121
1880	97.4347	98.2192

Table 11.C.17 (*continuation 19*)

Scale Score	Spring 2018	Spring 2019
1881	97.4441	98.2263
1882	97.4535	98.2334
1883	97.4629	98.2405
1884	97.4722	98.2475
1885	97.4815	98.2544
1886	97.4907	98.2614
1887	97.4999	98.2682
1888	97.5091	98.2751
1889	97.5182	98.2819
1890	97.5272	98.2887
1891	97.5363	98.2954
1892	97.5453	98.3021
1893	97.5542	98.3088
1894	97.5631	98.3154
1895	97.5720	98.3220
1896	97.5808	98.3286
1897	97.5896	98.3351
1898	97.5984	98.3416
1899	97.6071	98.3481
1900	97.6158	98.3545

[Figure 11.C.6](#) presents the test characteristic curve for the oral language skill for grade span nine and ten. The data used to create this graph is found in the table that immediately follows, [Table 11.C.18](#).

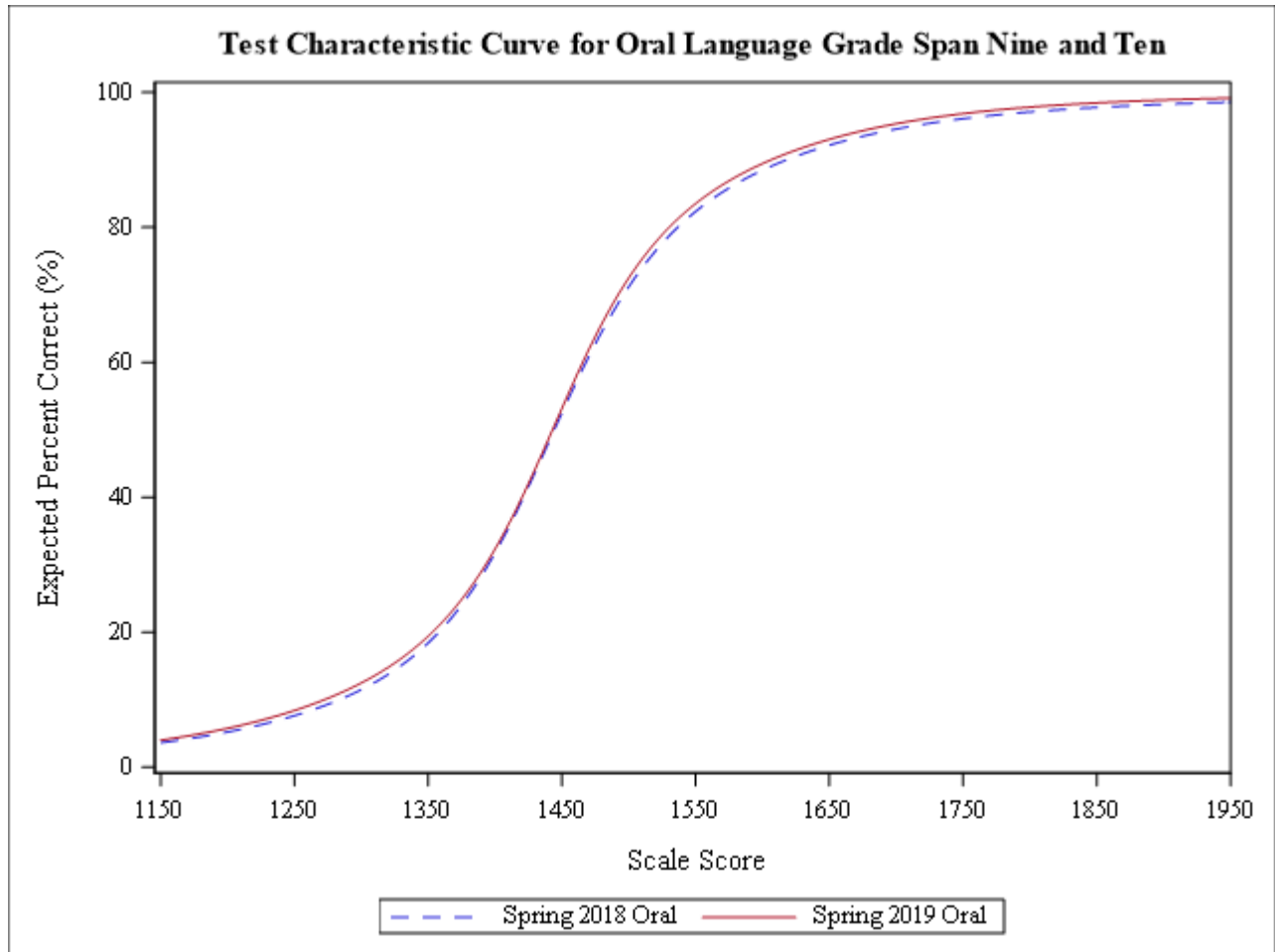


Figure 11.C.6 Test characteristic curve for grade span nine and ten oral language skill

Table 11.C.18 TCC for Grade Span Nine and Ten Oral Language Skill Data

Scale Score	Spring 2018	Spring 2019
1150	3.6295	4.0056
1151	3.6554	4.0344
1152	3.6816	4.0635
1153	3.7079	4.0927
1154	3.7345	4.1222
1155	3.7613	4.1520
1156	3.7883	4.1819
1157	3.8155	4.2121
1158	3.8430	4.2426
1159	3.8706	4.2733
1160	3.8985	4.3042
1161	3.9266	4.3354

Table 11.C.18 (*continuation one*)

Scale Score	Spring 2018	Spring 2019
1162	3.9550	4.3668
1163	3.9835	4.3985
1164	4.0123	4.4305
1165	4.0414	4.4627
1166	4.0706	4.4951
1167	4.1002	4.5278
1168	4.1299	4.5608
1169	4.1599	4.5940
1170	4.1901	4.6275
1171	4.2206	4.6613
1172	4.2513	4.6953
1173	4.2823	4.7297
1174	4.3135	4.7642
1175	4.3450	4.7991
1176	4.3767	4.8343
1177	4.4087	4.8697
1178	4.4410	4.9054
1179	4.4735	4.9414
1180	4.5063	4.9777
1181	4.5394	5.0143
1182	4.5727	5.0511
1183	4.6063	5.0883
1184	4.6402	5.1258
1185	4.6743	5.1635
1186	4.7088	5.2016
1187	4.7435	5.2400
1188	4.7785	5.2787
1189	4.8138	5.3176
1190	4.8493	5.3570
1191	4.8852	5.3966
1192	4.9214	5.4365
1193	4.9579	5.4768
1194	4.9946	5.5174
1195	5.0317	5.5583
1196	5.0691	5.5996
1197	5.1068	5.6411
1198	5.1448	5.6831
1199	5.1831	5.7253
1200	5.2217	5.7679
1201	5.2607	5.8109

Table 11.C.18 (*continuation two*)

Scale Score	Spring 2018	Spring 2019
1202	5.3000	5.8542
1203	5.3396	5.8978
1204	5.3795	5.9418
1205	5.4198	5.9862
1206	5.4604	6.0309
1207	5.5014	6.0759
1208	5.5427	6.1214
1209	5.5843	6.1672
1210	5.6263	6.2134
1211	5.6686	6.2599
1212	5.7113	6.3069
1213	5.7544	6.3542
1214	5.7978	6.4019
1215	5.8416	6.4500
1216	5.8858	6.4985
1217	5.9303	6.5474
1218	5.9753	6.5966
1219	6.0206	6.6463
1220	6.0663	6.6964
1221	6.1124	6.7469
1222	6.1588	6.7978
1223	6.2057	6.8492
1224	6.2530	6.9009
1225	6.3007	6.9531
1226	6.3488	7.0057
1227	6.3973	7.0588
1228	6.4462	7.1123
1229	6.4956	7.1662
1230	6.5454	7.2206
1231	6.5956	7.2754
1232	6.6463	7.3307
1233	6.6974	7.3864
1234	6.7489	7.4426
1235	6.8009	7.4993
1236	6.8534	7.5564
1237	6.9063	7.6140
1238	6.9597	7.6721
1239	7.0136	7.7307
1240	7.0680	7.7898
1241	7.1228	7.8494

Table 11.C.18 (continuation three)

Scale Score	Spring 2018	Spring 2019
1242	7.1781	7.9095
1243	7.2339	7.9701
1244	7.2903	8.0312
1245	7.3471	8.0928
1246	7.4045	8.1549
1247	7.4623	8.2176
1248	7.5207	8.2808
1249	7.5797	8.3445
1250	7.6391	8.4088
1251	7.6992	8.4736
1252	7.7597	8.5390
1253	7.8209	8.6050
1254	7.8826	8.6715
1255	7.9449	8.7386
1256	8.0077	8.8063
1257	8.0712	8.8746
1258	8.1352	8.9434
1259	8.1999	9.0129
1260	8.2651	9.0830
1261	8.3310	9.1537
1262	8.3975	9.2250
1263	8.4647	9.2969
1264	8.5325	9.3695
1265	8.6010	9.4428
1266	8.6701	9.5166
1267	8.7399	9.5912
1268	8.8104	9.6664
1269	8.8815	9.7423
1270	8.9534	9.8189
1271	9.0260	9.8962
1272	9.0993	9.9742
1273	9.1734	10.0529
1274	9.2482	10.1323
1275	9.3238	10.2125
1276	9.4001	10.2934
1277	9.4772	10.3750
1278	9.5551	10.4574
1279	9.6338	10.5406
1280	9.7133	10.6246
1281	9.7936	10.7094

Table 11.C.18 (continuation four)

Scale Score	Spring 2018	Spring 2019
1282	9.8748	10.7949
1283	9.9568	10.8813
1284	10.0397	10.9685
1285	10.1235	11.0566
1286	10.2082	11.1455
1287	10.2938	11.2353
1288	10.3803	11.3259
1289	10.4678	11.4175
1290	10.5562	11.5099
1291	10.6456	11.6033
1292	10.7359	11.6976
1293	10.8273	11.7928
1294	10.9197	11.8890
1295	11.0131	11.9862
1296	11.1076	12.0843
1297	11.2031	12.1835
1298	11.2997	12.2837
1299	11.3975	12.3849
1300	11.4963	12.4872
1301	11.5963	12.5905
1302	11.6975	12.6949
1303	11.7999	12.8005
1304	11.9034	12.9071
1305	12.0082	13.0149
1306	12.1143	13.1238
1307	12.2216	13.2340
1308	12.3302	13.3453
1309	12.4401	13.4578
1310	12.5513	13.5716
1311	12.6639	13.6866
1312	12.7779	13.8029
1313	12.8933	13.9205
1314	13.0101	14.0394
1315	13.1284	14.1597
1316	13.2481	14.2813
1317	13.3694	14.4043
1318	13.4922	14.5287
1319	13.6166	14.6546
1320	13.7425	14.7819
1321	13.8701	14.9106

Table 11.C.18 (*continuation five*)

Scale Score	Spring 2018	Spring 2019
1322	13.9993	15.0409
1323	14.1301	15.1728
1324	14.2627	15.3061
1325	14.3970	15.4411
1326	14.5331	15.5777
1327	14.6709	15.7159
1328	14.8106	15.8557
1329	14.9521	15.9973
1330	15.0954	16.1405
1331	15.2407	16.2855
1332	15.3879	16.4323
1333	15.5371	16.5809
1334	15.6883	16.7313
1335	15.8416	16.8836
1336	15.9969	17.0378
1337	16.1543	17.1938
1338	16.3138	17.3519
1339	16.4755	17.5119
1340	16.6394	17.6739
1341	16.8055	17.8379
1342	16.9739	18.0041
1343	17.1446	18.1723
1344	17.3176	18.3427
1345	17.4930	18.5152
1346	17.6708	18.6899
1347	17.8511	18.8669
1348	18.0338	19.0462
1349	18.2190	19.2277
1350	18.4067	19.4115
1351	18.5971	19.5978
1352	18.7900	19.7864
1353	18.9856	19.9775
1354	19.1839	20.1710
1355	19.3849	20.3670
1356	19.5886	20.5656
1357	19.7951	20.7667
1358	20.0044	20.9704
1359	20.2166	21.1768
1360	20.4317	21.3858
1361	20.6497	21.5975

Table 11.C.18 (continuation six)

Scale Score	Spring 2018	Spring 2019
1362	20.8706	21.8120
1363	21.0945	22.0293
1364	21.3215	22.2493
1365	21.5515	22.4722
1366	21.7846	22.6980
1367	22.0208	22.9267
1368	22.2601	23.1584
1369	22.5026	23.3930
1370	22.7484	23.6307
1371	22.9974	23.8714
1372	23.2496	24.1152
1373	23.5051	24.3622
1374	23.7640	24.6123
1375	24.0263	24.8656
1376	24.2919	25.1221
1377	24.5609	25.3818
1378	24.8333	25.6449
1379	25.1093	25.9113
1380	25.3887	26.1811
1381	25.6716	26.4542
1382	25.9580	26.7308
1383	26.2479	27.0108
1384	26.5415	27.2943
1385	26.8386	27.5813
1386	27.1393	27.8718
1387	27.4436	28.1659
1388	27.7515	28.4636
1389	28.0631	28.7649
1390	28.3782	29.0698
1391	28.6971	29.3784
1392	29.0195	29.6906
1393	29.3456	30.0065
1394	29.6754	30.3262
1395	30.0088	30.6495
1396	30.3458	30.9766
1397	30.6864	31.3074
1398	31.0307	31.6420
1399	31.3785	31.9802
1400	31.7299	32.3223
1401	32.0849	32.6680

Table 11.C.18 (*continuation seven*)

Scale Score	Spring 2018	Spring 2019
1402	32.4434	33.0176
1403	32.8054	33.3708
1404	33.1708	33.7277
1405	33.5397	34.0884
1406	33.9120	34.4527
1407	34.2876	34.8207
1408	34.6666	35.1924
1409	35.0487	35.5676
1410	35.4341	35.9464
1411	35.8226	36.3288
1412	36.2142	36.7146
1413	36.6088	37.1039
1414	37.0064	37.4966
1415	37.4068	37.8926
1416	37.8101	38.2919
1417	38.2160	38.6944
1418	38.6246	39.1001
1419	39.0357	39.5089
1420	39.4493	39.9207
1421	39.8652	40.3355
1422	40.2834	40.7531
1423	40.7038	41.1734
1424	41.1263	41.5965
1425	41.5507	42.0221
1426	41.9769	42.4502
1427	42.4049	42.8806
1428	42.8345	43.3134
1429	43.2657	43.7483
1430	43.6982	44.1852
1431	44.1320	44.6241
1432	44.5670	45.0648
1433	45.0031	45.5072
1434	45.4400	45.9512
1435	45.8777	46.3966
1436	46.3161	46.8433
1437	46.7551	47.2911
1438	47.1945	47.7400
1439	47.6342	48.1899
1440	48.0740	48.6404
1441	48.5139	49.0916

Table 11.C.18 (continuation eight)

Scale Score	Spring 2018	Spring 2019
1442	48.9538	49.5433
1443	49.3934	49.9954
1444	49.8328	50.4476
1445	50.2717	50.8999
1446	50.7100	51.3521
1447	51.1477	51.8041
1448	51.5846	52.2558
1449	52.0205	52.7069
1450	52.4555	53.1574
1451	52.8894	53.6070
1452	53.3220	54.0558
1453	53.7532	54.5035
1454	54.1831	54.9500
1455	54.6114	55.3951
1456	55.0380	55.8388
1457	55.4629	56.2809
1458	55.8860	56.7213
1459	56.3071	57.1598
1460	56.7263	57.5964
1461	57.1433	58.0308
1462	57.5582	58.4631
1463	57.9708	58.8930
1464	58.3811	59.3206
1465	58.7890	59.7455
1466	59.1944	60.1679
1467	59.5972	60.5875
1468	59.9975	61.0043
1469	60.3950	61.4182
1470	60.7899	61.8291
1471	61.1819	62.2369
1472	61.5712	62.6416
1473	61.9575	63.0430
1474	62.3409	63.4411
1475	62.7213	63.8359
1476	63.0987	64.2272
1477	63.4731	64.6151
1478	63.8443	64.9994
1479	64.2124	65.3801
1480	64.5774	65.7573
1481	64.9391	66.1307

Table 11.C.18 (*continuation nine*)

Scale Score	Spring 2018	Spring 2019
1482	65.2977	66.5005
1483	65.6530	66.8665
1484	66.0050	67.2288
1485	66.3538	67.5873
1486	66.6992	67.9420
1487	67.0413	68.2929
1488	67.3802	68.6399
1489	67.7156	68.9831
1490	68.0478	69.3225
1491	68.3765	69.6581
1492	68.7020	69.9898
1493	69.0240	70.3176
1494	69.3427	70.6416
1495	69.6581	70.9618
1496	69.9700	71.2782
1497	70.2787	71.5908
1498	70.5839	71.8996
1499	70.8859	72.2046
1500	71.1845	72.5059
1501	71.4798	72.8034
1502	71.7717	73.0973
1503	72.0604	73.3875
1504	72.3458	73.6740
1505	72.6279	73.9569
1506	72.9068	74.2362
1507	73.1824	74.5120
1508	73.4548	74.7842
1509	73.7241	75.0529
1510	73.9901	75.3182
1511	74.2530	75.5800
1512	74.5128	75.8384
1513	74.7695	76.0935
1514	75.0230	76.3453
1515	75.2736	76.5938
1516	75.5211	76.8390
1517	75.7656	77.0810
1518	76.0071	77.3199
1519	76.2456	77.5556
1520	76.4813	77.7882
1521	76.7140	78.0177

Table 11.C.18 (continuation 10)

Scale Score	Spring 2018	Spring 2019
1522	76.9439	78.2443
1523	77.1709	78.4679
1524	77.3952	78.6885
1525	77.6166	78.9062
1526	77.8353	79.1211
1527	78.0513	79.3331
1528	78.2647	79.5424
1529	78.4753	79.7489
1530	78.6834	79.9527
1531	78.8888	80.1538
1532	79.0917	80.3524
1533	79.2921	80.5483
1534	79.4899	80.7416
1535	79.6853	80.9325
1536	79.8783	81.1209
1537	80.0689	81.3068
1538	80.2571	81.4903
1539	80.4430	81.6715
1540	80.6265	81.8503
1541	80.8078	82.0268
1542	80.9869	82.2011
1543	81.1637	82.3731
1544	81.3383	82.5429
1545	81.5108	82.7106
1546	81.6812	82.8762
1547	81.8495	83.0397
1548	82.0158	83.2011
1549	82.1800	83.3605
1550	82.3422	83.5179
1551	82.5024	83.6733
1552	82.6607	83.8268
1553	82.8171	83.9785
1554	82.9716	84.1282
1555	83.1243	84.2761
1556	83.2751	84.4223
1557	83.4241	84.5666
1558	83.5714	84.7092
1559	83.7169	84.8501
1560	83.8607	84.9892
1561	84.0028	85.1268

Table 11.C.18 (*continuation 11*)

Scale Score	Spring 2018	Spring 2019
1562	84.1432	85.2627
1563	84.2820	85.3969
1564	84.4192	85.5296
1565	84.5548	85.6608
1566	84.6889	85.7904
1567	84.8214	85.9185
1568	84.9523	86.0452
1569	85.0818	86.1704
1570	85.2098	86.2941
1571	85.3364	86.4165
1572	85.4616	86.5374
1573	85.5853	86.6570
1574	85.7077	86.7753
1575	85.8287	86.8923
1576	85.9484	87.0079
1577	86.0668	87.1223
1578	86.1839	87.2354
1579	86.2997	87.3473
1580	86.4142	87.4580
1581	86.5275	87.5675
1582	86.6396	87.6758
1583	86.7505	87.7830
1584	86.8602	87.8890
1585	86.9688	87.9940
1586	87.0762	88.0978
1587	87.1825	88.2005
1588	87.2876	88.3022
1589	87.3917	88.4028
1590	87.4947	88.5024
1591	87.5967	88.6010
1592	87.6976	88.6985
1593	87.7975	88.7951
1594	87.8963	88.8907
1595	87.9942	88.9854
1596	88.0911	89.0791
1597	88.1870	89.1719
1598	88.2820	89.2637
1599	88.3760	89.3547
1600	88.4691	89.4448
1601	88.5613	89.5340

Table 11.C.18 (*continuation 12*)

Scale Score	Spring 2018	Spring 2019
1602	88.6525	89.6223
1603	88.7429	89.7098
1604	88.8324	89.7964
1605	88.9211	89.8823
1606	89.0089	89.9673
1607	89.0958	90.0515
1608	89.1820	90.1349
1609	89.2673	90.2175
1610	89.3518	90.2993
1611	89.4355	90.3804
1612	89.5184	90.4608
1613	89.6005	90.5404
1614	89.6819	90.6192
1615	89.7626	90.6974
1616	89.8424	90.7748
1617	89.9216	90.8515
1618	90.0000	90.9275
1619	90.0777	91.0028
1620	90.1547	91.0775
1621	90.2310	91.1514
1622	90.3066	91.2248
1623	90.3815	91.2974
1624	90.4557	91.3694
1625	90.5293	91.4408
1626	90.6022	91.5115
1627	90.6744	91.5816
1628	90.7460	91.6511
1629	90.8170	91.7199
1630	90.8874	91.7882
1631	90.9571	91.8558
1632	91.0262	91.9229
1633	91.0947	91.9894
1634	91.1626	92.0552
1635	91.2299	92.1206
1636	91.2966	92.1853
1637	91.3627	92.2495
1638	91.4283	92.3131
1639	91.4932	92.3762
1640	91.5576	92.4387
1641	91.6215	92.5006

Table 11.C.18 (continuation 13)

Scale Score	Spring 2018	Spring 2019
1642	91.6848	92.5621
1643	91.7475	92.6230
1644	91.8097	92.6834
1645	91.8714	92.7432
1646	91.9325	92.8025
1647	91.9931	92.8614
1648	92.0532	92.9197
1649	92.1127	92.9775
1650	92.1718	93.0348
1651	92.2303	93.0916
1652	92.2883	93.1480
1653	92.3459	93.2038
1654	92.4029	93.2592
1655	92.4594	93.3141
1656	92.5155	93.3685
1657	92.5711	93.4224
1658	92.6262	93.4759
1659	92.6808	93.5289
1660	92.7350	93.5815
1661	92.7887	93.6336
1662	92.8419	93.6853
1663	92.8947	93.7365
1664	92.9470	93.7873
1665	92.9988	93.8376
1666	93.0503	93.8875
1667	93.1013	93.9370
1668	93.1518	93.9860
1669	93.2019	94.0346
1670	93.2516	94.0828
1671	93.3008	94.1306
1672	93.3496	94.1780
1673	93.3980	94.2250
1674	93.4460	94.2715
1675	93.4936	94.3177
1676	93.5408	94.3634
1677	93.5875	94.4088
1678	93.6339	94.4538
1679	93.6798	94.4983
1680	93.7254	94.5425
1681	93.7705	94.5863

Table 11.C.18 (continuation 14)

Scale Score	Spring 2018	Spring 2019
1682	93.8153	94.6298
1683	93.8597	94.6728
1684	93.9036	94.7155
1685	93.9473	94.7578
1686	93.9905	94.7997
1687	94.0333	94.8413
1688	94.0758	94.8825
1689	94.1179	94.9233
1690	94.1597	94.9638
1691	94.2011	95.0040
1692	94.2421	95.0438
1693	94.2827	95.0832
1694	94.3230	95.1223
1695	94.3630	95.1611
1696	94.4026	95.1995
1697	94.4419	95.2376
1698	94.4808	95.2753
1699	94.5194	95.3127
1700	94.5576	95.3498
1701	94.5955	95.3866
1702	94.6331	95.4230
1703	94.6703	95.4591
1704	94.7072	95.4949
1705	94.7438	95.5304
1706	94.7801	95.5656
1707	94.8160	95.6005
1708	94.8516	95.6350
1709	94.8870	95.6693
1710	94.9220	95.7033
1711	94.9567	95.7369
1712	94.9911	95.7703
1713	95.0251	95.8034
1714	95.0589	95.8361
1715	95.0924	95.8686
1716	95.1256	95.9008
1717	95.1585	95.9328
1718	95.1911	95.9644
1719	95.2235	95.9958
1720	95.2555	96.0268
1721	95.2873	96.0577

Table 11.C.18 (continuation 15)

Scale Score	Spring 2018	Spring 2019
1722	95.3187	96.0882
1723	95.3499	96.1185
1724	95.3809	96.1485
1725	95.4115	96.1782
1726	95.4419	96.2077
1727	95.4720	96.2369
1728	95.5019	96.2659
1729	95.5314	96.2946
1730	95.5608	96.3230
1731	95.5898	96.3512
1732	95.6186	96.3792
1733	95.6472	96.4069
1734	95.6755	96.4344
1735	95.7036	96.4616
1736	95.7314	96.4886
1737	95.7589	96.5153
1738	95.7863	96.5418
1739	95.8133	96.5681
1740	95.8402	96.5942
1741	95.8668	96.6200
1742	95.8932	96.6456
1743	95.9193	96.6709
1744	95.9452	96.6961
1745	95.9709	96.7210
1746	95.9964	96.7457
1747	96.0216	96.7702
1748	96.0467	96.7945
1749	96.0715	96.8185
1750	96.0961	96.8424
1751	96.1204	96.8660
1752	96.1446	96.8895
1753	96.1685	96.9127
1754	96.1923	96.9357
1755	96.2158	96.9585
1756	96.2392	96.9812
1757	96.2623	97.0036
1758	96.2852	97.0258
1759	96.3080	97.0479
1760	96.3305	97.0697
1761	96.3529	97.0914

Table 11.C.18 (continuation 16)

Scale Score	Spring 2018	Spring 2019
1762	96.3750	97.1128
1763	96.3970	97.1341
1764	96.4188	97.1552
1765	96.4403	97.1761
1766	96.4617	97.1968
1767	96.4830	97.2174
1768	96.5040	97.2378
1769	96.5249	97.2580
1770	96.5455	97.2780
1771	96.5661	97.2978
1772	96.5864	97.3175
1773	96.6065	97.3370
1774	96.6265	97.3563
1775	96.6464	97.3755
1776	96.6660	97.3945
1777	96.6855	97.4134
1778	96.7048	97.4320
1779	96.7240	97.4506
1780	96.7430	97.4689
1781	96.7618	97.4871
1782	96.7805	97.5052
1783	96.7990	97.5231
1784	96.8174	97.5408
1785	96.8356	97.5584
1786	96.8537	97.5758
1787	96.8716	97.5931
1788	96.8894	97.6102
1789	96.9070	97.6272
1790	96.9245	97.6441
1791	96.9418	97.6608
1792	96.9590	97.6773
1793	96.9761	97.6938
1794	96.9930	97.7101
1795	97.0098	97.7262
1796	97.0264	97.7422
1797	97.0429	97.7581
1798	97.0593	97.7738
1799	97.0755	97.7894
1800	97.0916	97.8049
1801	97.1076	97.8202

Table 11.C.18 (continuation 17)

Scale Score	Spring 2018	Spring 2019
1802	97.1235	97.8354
1803	97.1392	97.8505
1804	97.1548	97.8655
1805	97.1702	97.8803
1806	97.1856	97.8950
1807	97.2008	97.9096
1808	97.2159	97.9241
1809	97.2309	97.9384
1810	97.2457	97.9526
1811	97.2605	97.9668
1812	97.2751	97.9807
1813	97.2896	97.9946
1814	97.3040	98.0084
1815	97.3183	98.0220
1816	97.3325	98.0355
1817	97.3465	98.0489
1818	97.3605	98.0623
1819	97.3743	98.0754
1820	97.3881	98.0885
1821	97.4017	98.1015
1822	97.4152	98.1144
1823	97.4287	98.1271
1824	97.4420	98.1398
1825	97.4552	98.1524
1826	97.4683	98.1648
1827	97.4813	98.1772
1828	97.4942	98.1894
1829	97.5070	98.2016
1830	97.5198	98.2136
1831	97.5324	98.2256
1832	97.5449	98.2374
1833	97.5573	98.2492
1834	97.5697	98.2609
1835	97.5819	98.2724
1836	97.5941	98.2839
1837	97.6061	98.2953
1838	97.6181	98.3066
1839	97.6300	98.3178
1840	97.6418	98.3289
1841	97.6535	98.3399

Table 11.C.18 (continuation 18)

Scale Score	Spring 2018	Spring 2019
1842	97.6651	98.3508
1843	97.6767	98.3617
1844	97.6881	98.3724
1845	97.6995	98.3831
1846	97.7108	98.3937
1847	97.7220	98.4042
1848	97.7331	98.4146
1849	97.7441	98.4249
1850	97.7551	98.4352
1851	97.7660	98.4454
1852	97.7768	98.4555
1853	97.7875	98.4655
1854	97.7981	98.4754
1855	97.8087	98.4852
1856	97.8192	98.4950
1857	97.8296	98.5047
1858	97.8399	98.5143
1859	97.8502	98.5239
1860	97.8604	98.5333
1861	97.8705	98.5427
1862	97.8806	98.5521
1863	97.8906	98.5613
1864	97.9005	98.5705
1865	97.9103	98.5796
1866	97.9201	98.5886
1867	97.9298	98.5976
1868	97.9394	98.6065
1869	97.9490	98.6153
1870	97.9585	98.6241
1871	97.9680	98.6328
1872	97.9773	98.6414
1873	97.9866	98.6499
1874	97.9959	98.6584
1875	98.0051	98.6668
1876	98.0142	98.6752
1877	98.0232	98.6835
1878	98.0322	98.6917
1879	98.0412	98.6999
1880	98.0500	98.7080
1881	98.0589	98.7160

Table 11.C.18 (continuation 19)

Scale Score	Spring 2018	Spring 2019
1882	98.0676	98.7240
1883	98.0763	98.7319
1884	98.0849	98.7398
1885	98.0935	98.7476
1886	98.1020	98.7553
1887	98.1105	98.7630
1888	98.1189	98.7707
1889	98.1273	98.7782
1890	98.1356	98.7857
1891	98.1438	98.7932
1892	98.1520	98.8006
1893	98.1601	98.8079
1894	98.1682	98.8152
1895	98.1762	98.8224
1896	98.1842	98.8296
1897	98.1921	98.8367
1898	98.2000	98.8438
1899	98.2078	98.8508
1900	98.2156	98.8578
1901	98.2233	98.8647
1902	98.2310	98.8716
1903	98.2386	98.8784
1904	98.2462	98.8851
1905	98.2537	98.8919
1906	98.2612	98.8985
1907	98.2686	98.9051
1908	98.2760	98.9117
1909	98.2833	98.9182
1910	98.2906	98.9247
1911	98.2979	98.9311
1912	98.3051	98.9375
1913	98.3122	98.9438
1914	98.3193	98.9501
1915	98.3264	98.9563
1916	98.3334	98.9625
1917	98.3404	98.9687
1918	98.3473	98.9748
1919	98.3542	98.9808
1920	98.3611	98.9868
1921	98.3679	98.9928

Table 11.C.18 (continuation 20)

Scale Score	Spring 2018	Spring 2019
1922	98.3746	98.9987
1923	98.3814	99.0046
1924	98.3880	99.0104
1925	98.3947	99.0162
1926	98.4013	99.0220
1927	98.4078	99.0277
1928	98.4144	99.0334
1929	98.4208	99.0390
1930	98.4273	99.0446
1931	98.4337	99.0502
1932	98.4401	99.0557
1933	98.4464	99.0612
1934	98.4527	99.0666
1935	98.4589	99.0720
1936	98.4651	99.0773
1937	98.4713	99.0827
1938	98.4774	99.0879
1939	98.4836	99.0932
1940	98.4896	99.0984
1941	98.4957	99.1036
1942	98.5017	99.1087
1943	98.5076	99.1138
1944	98.5135	99.1189
1945	98.5194	99.1239
1946	98.5253	99.1289
1947	98.5311	99.1339
1948	98.5369	99.1388
1949	98.5427	99.1437
1950	98.5484	99.1485

[Figure 11.C.7](#) presents the test characteristic curve for the oral language skill for grade span eleven and twelve. The data used to create this graph is found in the table that immediately follows, [Table 11.C.19](#).

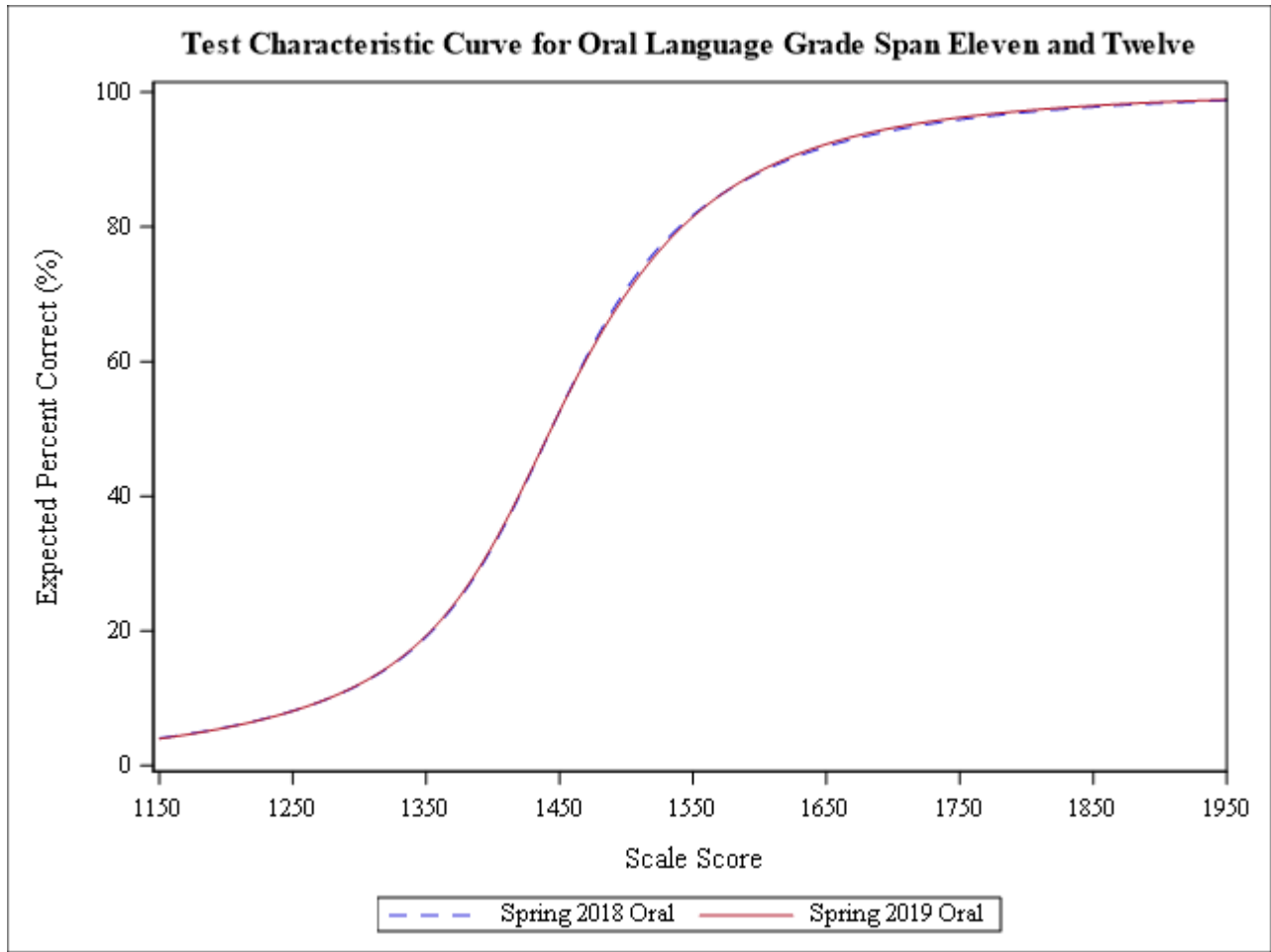


Figure 11.C.7 Test characteristic curve for grade span eleven and twelve oral language skill

Table 11.C.19 TCC for Grade Span Eleven and Twelve Oral Language Skill Data

Scale Score	Spring 2018	Spring 2019
1150	4.0693	3.9910
1151	4.0962	4.0182
1152	4.1233	4.0455
1153	4.1506	4.0731
1154	4.1781	4.1008
1155	4.2057	4.1288
1156	4.2336	4.1570
1157	4.2617	4.1854
1158	4.2900	4.2140
1159	4.3185	4.2428
1160	4.3472	4.2719

Table 11.C.19 (continuation one)

Scale Score	Spring 2018	Spring 2019
1161	4.3762	4.3011
1162	4.4053	4.3306
1163	4.4347	4.3603
1164	4.4642	4.3902
1165	4.4940	4.4204
1166	4.5241	4.4508
1167	4.5543	4.4814
1168	4.5848	4.5122
1169	4.6155	4.5433
1170	4.6464	4.5746
1171	4.6776	4.6062
1172	4.7089	4.6380
1173	4.7406	4.6700
1174	4.7724	4.7023
1175	4.8046	4.7349
1176	4.8369	4.7676
1177	4.8695	4.8007
1178	4.9023	4.8340
1179	4.9354	4.8675
1180	4.9688	4.9014
1181	5.0024	4.9354
1182	5.0362	4.9698
1183	5.0704	5.0044
1184	5.1047	5.0393
1185	5.1394	5.0744
1186	5.1743	5.1098
1187	5.2095	5.1455
1188	5.2449	5.1815
1189	5.2807	5.2178
1190	5.3167	5.2544
1191	5.3530	5.2912
1192	5.3895	5.3283
1193	5.4264	5.3658
1194	5.4635	5.4035
1195	5.5010	5.4415
1196	5.5387	5.4799
1197	5.5767	5.5185
1198	5.6150	5.5574
1199	5.6537	5.5967
1200	5.6926	5.6363

Table 11.C.19 (*continuation two*)

Scale Score	Spring 2018	Spring 2019
1201	5.7319	5.6762
1202	5.7714	5.7164
1203	5.8113	5.7569
1204	5.8515	5.7978
1205	5.8920	5.8390
1206	5.9329	5.8806
1207	5.9741	5.9225
1208	6.0156	5.9647
1209	6.0575	6.0073
1210	6.0997	6.0502
1211	6.1422	6.0935
1212	6.1851	6.1371
1213	6.2283	6.1811
1214	6.2719	6.2255
1215	6.3159	6.2702
1216	6.3602	6.3153
1217	6.4049	6.3608
1218	6.4500	6.4067
1219	6.4954	6.4530
1220	6.5413	6.4996
1221	6.5875	6.5467
1222	6.6341	6.5941
1223	6.6811	6.6420
1224	6.7285	6.6903
1225	6.7763	6.7390
1226	6.8245	6.7881
1227	6.8732	6.8376
1228	6.9222	6.8876
1229	6.9717	6.9380
1230	7.0216	6.9888
1231	7.0719	7.0401
1232	7.1227	7.0918
1233	7.1739	7.1440
1234	7.2256	7.1967
1235	7.2778	7.2498
1236	7.3304	7.3034
1237	7.3834	7.3575
1238	7.4370	7.4121
1239	7.4910	7.4671
1240	7.5455	7.5227

Table 11.C.19 (continuation three)

Scale Score	Spring 2018	Spring 2019
1241	7.6006	7.5788
1242	7.6561	7.6354
1243	7.7121	7.6925
1244	7.7686	7.7501
1245	7.8257	7.8082
1246	7.8833	7.8669
1247	7.9414	7.9262
1248	8.0000	7.9860
1249	8.0592	8.0463
1250	8.1190	8.1073
1251	8.1793	8.1688
1252	8.2402	8.2308
1253	8.3017	8.2935
1254	8.3638	8.3568
1255	8.4264	8.4207
1256	8.4897	8.4852
1257	8.5536	8.5503
1258	8.6181	8.6161
1259	8.6832	8.6825
1260	8.7490	8.7496
1261	8.8155	8.8173
1262	8.8825	8.8857
1263	8.9503	8.9548
1264	9.0187	9.0246
1265	9.0878	9.0950
1266	9.1577	9.1662
1267	9.2282	9.2381
1268	9.2994	9.3108
1269	9.3714	9.3841
1270	9.4441	9.4583
1271	9.5176	9.5332
1272	9.5919	9.6089
1273	9.6669	9.6853
1274	9.7427	9.7626
1275	9.8193	9.8407
1276	9.8967	9.9196
1277	9.9749	9.9993
1278	10.0540	10.0799
1279	10.1339	10.1614
1280	10.2147	10.2437

Table 11.C.19 (*continuation four*)

Scale Score	Spring 2018	Spring 2019
1281	10.2963	10.3270
1282	10.3789	10.4111
1283	10.4623	10.4961
1284	10.5467	10.5821
1285	10.6320	10.6690
1286	10.7182	10.7569
1287	10.8054	10.8458
1288	10.8936	10.9357
1289	10.9828	11.0265
1290	11.0730	11.1184
1291	11.1642	11.2114
1292	11.2565	11.3053
1293	11.3498	11.4004
1294	11.4442	11.4965
1295	11.5397	11.5938
1296	11.6363	11.6922
1297	11.7340	11.7917
1298	11.8329	11.8924
1299	11.9329	11.9943
1300	12.0341	12.0973
1301	12.1365	12.2016
1302	12.2402	12.3071
1303	12.3450	12.4139
1304	12.4512	12.5220
1305	12.5586	12.6313
1306	12.6673	12.7420
1307	12.7774	12.8540
1308	12.8888	12.9674
1309	13.0016	13.0821
1310	13.1157	13.1983
1311	13.2313	13.3159
1312	13.3483	13.4349
1313	13.4667	13.5554
1314	13.5867	13.6774
1315	13.7081	13.8009
1316	13.8311	13.9260
1317	13.9556	14.0526
1318	14.0817	14.1808
1319	14.2094	14.3107
1320	14.3387	14.4421

Table 11.C.19 (*continuation five*)

Scale Score	Spring 2018	Spring 2019
1321	14.4697	14.5753
1322	14.6024	14.7101
1323	14.7368	14.8467
1324	14.8729	14.9850
1325	15.0107	15.1251
1326	15.1504	15.2670
1327	15.2919	15.4107
1328	15.4352	15.5563
1329	15.5804	15.7037
1330	15.7274	15.8531
1331	15.8765	16.0044
1332	16.0274	16.1577
1333	16.1804	16.3130
1334	16.3354	16.4703
1335	16.4924	16.6296
1336	16.6515	16.7911
1337	16.8127	16.9546
1338	16.9760	17.1204
1339	17.1415	17.2883
1340	17.3093	17.4584
1341	17.4792	17.6307
1342	17.6514	17.8053
1343	17.8259	17.9822
1344	18.0028	18.1615
1345	18.1819	18.3431
1346	18.3635	18.5271
1347	18.5475	18.7135
1348	18.7340	18.9024
1349	18.9229	19.0938
1350	19.1144	19.2877
1351	19.3084	19.4842
1352	19.5050	19.6832
1353	19.7043	19.8849
1354	19.9061	20.0892
1355	20.1107	20.2962
1356	20.3179	20.5059
1357	20.5279	20.7183
1358	20.7407	20.9335
1359	20.9563	21.1515
1360	21.1748	21.3723

Table 11.C.19 (continuation six)

Scale Score	Spring 2018	Spring 2019
1361	21.3961	21.5960
1362	21.6203	21.8226
1363	21.8474	22.0521
1364	22.0775	22.2845
1365	22.3106	22.5199
1366	22.5467	22.7583
1367	22.7858	22.9998
1368	23.0280	23.2443
1369	23.2733	23.4918
1370	23.5217	23.7425
1371	23.7733	23.9962
1372	24.0281	24.2531
1373	24.2860	24.5132
1374	24.5472	24.7765
1375	24.8116	25.0430
1376	25.0793	25.3126
1377	25.3502	25.5856
1378	25.6245	25.8617
1379	25.9020	26.1412
1380	26.1829	26.4239
1381	26.4671	26.7099
1382	26.7547	26.9992
1383	27.0456	27.2918
1384	27.3399	27.5877
1385	27.6376	27.8870
1386	27.9387	28.1895
1387	28.2431	28.4953
1388	28.5509	28.8045
1389	28.8621	29.1170
1390	29.1767	29.4327
1391	29.4947	29.7518
1392	29.8160	30.0741
1393	30.1407	30.3997
1394	30.4687	30.7285
1395	30.8000	31.0606
1396	31.1346	31.3958
1397	31.4726	31.7343
1398	31.8138	32.0759
1399	32.1582	32.4206
1400	32.5058	32.7684

Table 11.C.19 (continuation seven)

Scale Score	Spring 2018	Spring 2019
1401	32.8566	33.1192
1402	33.2106	33.4730
1403	33.5676	33.8299
1404	33.9278	34.1896
1405	34.2909	34.5522
1406	34.6570	34.9176
1407	35.0261	35.2858
1408	35.3980	35.6567
1409	35.7728	36.0303
1410	36.1503	36.4065
1411	36.5305	36.7851
1412	36.9134	37.1662
1413	37.2988	37.5497
1414	37.6868	37.9355
1415	38.0772	38.3236
1416	38.4699	38.7137
1417	38.8650	39.1060
1418	39.2622	39.5002
1419	39.6616	39.8963
1420	40.0631	40.2942
1421	40.4665	40.6938
1422	40.8718	41.0950
1423	41.2788	41.4977
1424	41.6876	41.9019
1425	42.0980	42.3073
1426	42.5099	42.7140
1427	42.9232	43.1218
1428	43.3378	43.5306
1429	43.7536	43.9403
1430	44.1706	44.3508
1431	44.5886	44.7620
1432	45.0075	45.1738
1433	45.4272	45.5860
1434	45.8477	45.9986
1435	46.2687	46.4115
1436	46.6903	46.8245
1437	47.1123	47.2376
1438	47.5346	47.6506
1439	47.9571	48.0635
1440	48.3797	48.4761

Table 11.C.19 (*continuation eight*)

Scale Score	Spring 2018	Spring 2019
1441	48.8023	48.8883
1442	49.2248	49.3000
1443	49.6471	49.7111
1444	50.0691	50.1216
1445	50.4907	50.5313
1446	50.9117	50.9401
1447	51.3322	51.3479
1448	51.7520	51.7547
1449	52.1709	52.1604
1450	52.5890	52.5648
1451	53.0061	52.9679
1452	53.4221	53.3696
1453	53.8370	53.7699
1454	54.2505	54.1685
1455	54.6628	54.5656
1456	55.0736	54.9609
1457	55.4828	55.3545
1458	55.8905	55.7463
1459	56.2965	56.1361
1460	56.7006	56.5240
1461	57.1030	56.9099
1462	57.5034	57.2937
1463	57.9018	57.6754
1464	58.2982	58.0550
1465	58.6924	58.4323
1466	59.0843	58.8074
1467	59.4740	59.1803
1468	59.8614	59.5508
1469	60.2463	59.9189
1470	60.6288	60.2846
1471	61.0087	60.6480
1472	61.3860	61.0088
1473	61.7607	61.3673
1474	62.1327	61.7232
1475	62.5020	62.0766
1476	62.8684	62.4275
1477	63.2321	62.7759
1478	63.5928	63.1216
1479	63.9506	63.4649
1480	64.3055	63.8055

Table 11.C.19 (continuation nine)

Scale Score	Spring 2018	Spring 2019
1481	64.6573	64.1436
1482	65.0062	64.4790
1483	65.3519	64.8119
1484	65.6946	65.1421
1485	66.0342	65.4698
1486	66.3706	65.7948
1487	66.7039	66.1173
1488	67.0339	66.4371
1489	67.3608	66.7543
1490	67.6845	67.0689
1491	68.0050	67.3809
1492	68.3223	67.6903
1493	68.6363	67.9971
1494	68.9471	68.3013
1495	69.2546	68.6029
1496	69.5589	68.9019
1497	69.8600	69.1984
1498	70.1579	69.4923
1499	70.4525	69.7836
1500	70.7439	70.0724
1501	71.0321	70.3587
1502	71.3171	70.6424
1503	71.5989	70.9236
1504	71.8776	71.2022
1505	72.1531	71.4784
1506	72.4255	71.7520
1507	72.6948	72.0232
1508	72.9610	72.2918
1509	73.2241	72.5580
1510	73.4842	72.8218
1511	73.7412	73.0831
1512	73.9953	73.3419
1513	74.2465	73.5983
1514	74.4946	73.8523
1515	74.7399	74.1039
1516	74.9823	74.3531
1517	75.2219	74.5999
1518	75.4586	74.8443
1519	75.6925	75.0864
1520	75.9237	75.3261

Table 11.C.19 (continuation 10)

Scale Score	Spring 2018	Spring 2019
1521	76.1522	75.5635
1522	76.3780	75.7985
1523	76.6011	76.0312
1524	76.8216	76.2616
1525	77.0395	76.4898
1526	77.2548	76.7156
1527	77.4677	76.9392
1528	77.6780	77.1606
1529	77.8858	77.3797
1530	78.0913	77.5965
1531	78.2943	77.8112
1532	78.4950	78.0237
1533	78.6933	78.2340
1534	78.8894	78.4421
1535	79.0831	78.6481
1536	79.2747	78.8519
1537	79.4640	79.0537
1538	79.6512	79.2533
1539	79.8362	79.4509
1540	80.0191	79.6463
1541	80.2000	79.8398
1542	80.3788	80.0311
1543	80.5555	80.2205
1544	80.7303	80.4079
1545	80.9031	80.5933
1546	81.0740	80.7767
1547	81.2430	80.9582
1548	81.4101	81.1377
1549	81.5754	81.3153
1550	81.7388	81.4911
1551	81.9004	81.6649
1552	82.0603	81.8369
1553	82.2184	82.0071
1554	82.3748	82.1754
1555	82.5295	82.3420
1556	82.6826	82.5067
1557	82.8339	82.6697
1558	82.9837	82.8309
1559	83.1318	82.9905
1560	83.2784	83.1483

Table 11.C.19 (continuation 11)

Scale Score	Spring 2018	Spring 2019
1561	83.4234	83.3044
1562	83.5669	83.4589
1563	83.7089	83.6117
1564	83.8494	83.7628
1565	83.9884	83.9124
1566	84.1259	84.0603
1567	84.2620	84.2067
1568	84.3967	84.3515
1569	84.5301	84.4948
1570	84.6620	84.6366
1571	84.7926	84.7768
1572	84.9218	84.9156
1573	85.0497	85.0529
1574	85.1763	85.1887
1575	85.3016	85.3231
1576	85.4256	85.4561
1577	85.5484	85.5877
1578	85.6699	85.7179
1579	85.7902	85.8467
1580	85.9093	85.9742
1581	86.0272	86.1003
1582	86.1440	86.2251
1583	86.2595	86.3486
1584	86.3739	86.4709
1585	86.4872	86.5918
1586	86.5993	86.7115
1587	86.7103	86.8299
1588	86.8202	86.9471
1589	86.9290	87.0631
1590	87.0368	87.1779
1591	87.1435	87.2915
1592	87.2491	87.4039
1593	87.3537	87.5152
1594	87.4573	87.6253
1595	87.5598	87.7343
1596	87.6614	87.8421
1597	87.7619	87.9489
1598	87.8615	88.0545
1599	87.9601	88.1590
1600	88.0577	88.2625

Table 11.C.19 (continuation 12)

Scale Score	Spring 2018	Spring 2019
1601	88.1544	88.3649
1602	88.2501	88.4663
1603	88.3449	88.5666
1604	88.4388	88.6659
1605	88.5317	88.7642
1606	88.6238	88.8614
1607	88.7150	88.9577
1608	88.8053	89.0530
1609	88.8947	89.1473
1610	88.9832	89.2406
1611	89.0709	89.3330
1612	89.1578	89.4244
1613	89.2438	89.5149
1614	89.3289	89.6045
1615	89.4133	89.6931
1616	89.4968	89.7809
1617	89.5795	89.8677
1618	89.6615	89.9537
1619	89.7426	90.0387
1620	89.8230	90.1229
1621	89.9026	90.2063
1622	89.9814	90.2887
1623	90.0595	90.3704
1624	90.1368	90.4512
1625	90.2134	90.5311
1626	90.2892	90.6103
1627	90.3643	90.6886
1628	90.4387	90.7661
1629	90.5124	90.8429
1630	90.5854	90.9188
1631	90.6577	90.9940
1632	90.7293	91.0684
1633	90.8002	91.1420
1634	90.8704	91.2149
1635	90.9400	91.2870
1636	91.0089	91.3584
1637	91.0772	91.4290
1638	91.1448	91.4989
1639	91.2117	91.5681
1640	91.2781	91.6366

Table 11.C.19 (continuation 13)

Scale Score	Spring 2018	Spring 2019
1641	91.3438	91.7044
1642	91.4089	91.7715
1643	91.4734	91.8379
1644	91.5372	91.9037
1645	91.6005	91.9687
1646	91.6632	92.0331
1647	91.7253	92.0969
1648	91.7868	92.1600
1649	91.8477	92.2224
1650	91.9081	92.2842
1651	91.9679	92.3454
1652	92.0271	92.4060
1653	92.0858	92.4659
1654	92.1439	92.5252
1655	92.2015	92.5840
1656	92.2586	92.6421
1657	92.3152	92.6996
1658	92.3712	92.7566
1659	92.4267	92.8130
1660	92.4817	92.8688
1661	92.5362	92.9241
1662	92.5902	92.9788
1663	92.6437	93.0330
1664	92.6968	93.0866
1665	92.7493	93.1397
1666	92.8014	93.1922
1667	92.8530	93.2443
1668	92.9041	93.2958
1669	92.9548	93.3468
1670	93.0050	93.3973
1671	93.0548	93.4473
1672	93.1041	93.4969
1673	93.1530	93.5459
1674	93.2014	93.5944
1675	93.2494	93.6425
1676	93.2970	93.6901
1677	93.3442	93.7373
1678	93.3909	93.7840
1679	93.4373	93.8302
1680	93.4832	93.8760

Table 11.C.19 (continuation 14)

Scale Score	Spring 2018	Spring 2019
1681	93.5287	93.9213
1682	93.5739	93.9663
1683	93.6186	94.0108
1684	93.6630	94.0548
1685	93.7069	94.0985
1686	93.7505	94.1417
1687	93.7937	94.1845
1688	93.8366	94.2269
1689	93.8791	94.2690
1690	93.9212	94.3106
1691	93.9629	94.3518
1692	94.0043	94.3927
1693	94.0454	94.4331
1694	94.0861	94.4732
1695	94.1264	94.5130
1696	94.1664	94.5523
1697	94.2061	94.5913
1698	94.2455	94.6300
1699	94.2845	94.6683
1700	94.3232	94.7062
1701	94.3616	94.7438
1702	94.3996	94.7811
1703	94.4373	94.8180
1704	94.4748	94.8546
1705	94.5119	94.8909
1706	94.5487	94.9268
1707	94.5852	94.9624
1708	94.6215	94.9977
1709	94.6574	95.0327
1710	94.6930	95.0674
1711	94.7284	95.1018
1712	94.7634	95.1359
1713	94.7982	95.1697
1714	94.8327	95.2032
1715	94.8669	95.2364
1716	94.9009	95.2693
1717	94.9346	95.3019
1718	94.9680	95.3343
1719	95.0012	95.3663
1720	95.0340	95.3981

Table 11.C.19 (continuation 15)

Scale Score	Spring 2018	Spring 2019
1721	95.0667	95.4297
1722	95.0991	95.4609
1723	95.1312	95.4919
1724	95.1630	95.5227
1725	95.1947	95.5532
1726	95.2260	95.5834
1727	95.2572	95.6134
1728	95.2881	95.6431
1729	95.3187	95.6726
1730	95.3491	95.7018
1731	95.3793	95.7308
1732	95.4093	95.7595
1733	95.4390	95.7881
1734	95.4685	95.8163
1735	95.4978	95.8444
1736	95.5268	95.8722
1737	95.5557	95.8998
1738	95.5843	95.9272
1739	95.6127	95.9544
1740	95.6409	95.9813
1741	95.6688	96.0080
1742	95.6966	96.0345
1743	95.7242	96.0608
1744	95.7515	96.0869
1745	95.7787	96.1128
1746	95.8056	96.1385
1747	95.8324	96.1640
1748	95.8589	96.1892
1749	95.8853	96.2143
1750	95.9114	96.2392
1751	95.9374	96.2639
1752	95.9632	96.2884
1753	95.9888	96.3127
1754	96.0142	96.3368
1755	96.0394	96.3608
1756	96.0644	96.3845
1757	96.0893	96.4081
1758	96.1140	96.4315
1759	96.1385	96.4547
1760	96.1628	96.4777

Table 11.C.19 (continuation 16)

Scale Score	Spring 2018	Spring 2019
1761	96.1869	96.5005
1762	96.2109	96.5232
1763	96.2347	96.5457
1764	96.2583	96.5681
1765	96.2818	96.5902
1766	96.3051	96.6122
1767	96.3282	96.6341
1768	96.3512	96.6558
1769	96.3740	96.6773
1770	96.3966	96.6986
1771	96.4191	96.7198
1772	96.4415	96.7409
1773	96.4636	96.7617
1774	96.4856	96.7825
1775	96.5075	96.8030
1776	96.5292	96.8235
1777	96.5507	96.8437
1778	96.5721	96.8639
1779	96.5934	96.8838
1780	96.6145	96.9037
1781	96.6355	96.9233
1782	96.6563	96.9429
1783	96.6769	96.9623
1784	96.6975	96.9815
1785	96.7178	97.0007
1786	96.7381	97.0196
1787	96.7582	97.0385
1788	96.7782	97.0572
1789	96.7980	97.0758
1790	96.8177	97.0942
1791	96.8372	97.1125
1792	96.8567	97.1307
1793	96.8759	97.1487
1794	96.8951	97.1667
1795	96.9141	97.1844
1796	96.9330	97.2021
1797	96.9518	97.2196
1798	96.9704	97.2371
1799	96.9890	97.2543
1800	97.0073	97.2715

Table 11.C.19 (continuation 17)

Scale Score	Spring 2018	Spring 2019
1801	97.0256	97.2886
1802	97.0438	97.3055
1803	97.0618	97.3223
1804	97.0797	97.3390
1805	97.0975	97.3556
1806	97.1151	97.3720
1807	97.1327	97.3884
1808	97.1501	97.4046
1809	97.1674	97.4207
1810	97.1846	97.4367
1811	97.2017	97.4526
1812	97.2186	97.4684
1813	97.2355	97.4840
1814	97.2522	97.4996
1815	97.2688	97.5151
1816	97.2853	97.5304
1817	97.3018	97.5456
1818	97.3180	97.5608
1819	97.3342	97.5758
1820	97.3503	97.5907
1821	97.3663	97.6056
1822	97.3822	97.6203
1823	97.3979	97.6349
1824	97.4136	97.6494
1825	97.4291	97.6638
1826	97.4446	97.6782
1827	97.4600	97.6924
1828	97.4752	97.7065
1829	97.4904	97.7206
1830	97.5054	97.7345
1831	97.5204	97.7483
1832	97.5352	97.7621
1833	97.5500	97.7757
1834	97.5646	97.7893
1835	97.5792	97.8028
1836	97.5937	97.8162
1837	97.6081	97.8294
1838	97.6223	97.8426
1839	97.6365	97.8558
1840	97.6506	97.8688

Table 11.C.19 (continuation 18)

Scale Score	Spring 2018	Spring 2019
1841	97.6646	97.8817
1842	97.6785	97.8946
1843	97.6924	97.9073
1844	97.7061	97.9200
1845	97.7198	97.9326
1846	97.7333	97.9451
1847	97.7468	97.9575
1848	97.7602	97.9698
1849	97.7735	97.9821
1850	97.7867	97.9943
1851	97.7998	98.0064
1852	97.8128	98.0184
1853	97.8258	98.0303
1854	97.8387	98.0422
1855	97.8515	98.0539
1856	97.8642	98.0656
1857	97.8768	98.0773
1858	97.8893	98.0888
1859	97.9018	98.1003
1860	97.9142	98.1117
1861	97.9265	98.1230
1862	97.9387	98.1342
1863	97.9509	98.1454
1864	97.9629	98.1565
1865	97.9749	98.1675
1866	97.9869	98.1784
1867	97.9987	98.1893
1868	98.0105	98.2001
1869	98.0222	98.2108
1870	98.0338	98.2215
1871	98.0453	98.2321
1872	98.0568	98.2426
1873	98.0682	98.2530
1874	98.0795	98.2634
1875	98.0908	98.2737
1876	98.1019	98.2840
1877	98.1130	98.2942
1878	98.1241	98.3043
1879	98.1351	98.3143
1880	98.1460	98.3243

Table 11.C.19 (continuation 19)

Scale Score	Spring 2018	Spring 2019
1881	98.1568	98.3342
1882	98.1675	98.3441
1883	98.1782	98.3539
1884	98.1889	98.3636
1885	98.1994	98.3733
1886	98.2099	98.3829
1887	98.2203	98.3924
1888	98.2307	98.4019
1889	98.2410	98.4113
1890	98.2512	98.4206
1891	98.2614	98.4299
1892	98.2715	98.4391
1893	98.2815	98.4483
1894	98.2915	98.4574
1895	98.3014	98.4665
1896	98.3113	98.4755
1897	98.3211	98.4844
1898	98.3308	98.4933
1899	98.3405	98.5021
1900	98.3501	98.5109
1901	98.3596	98.5196
1902	98.3691	98.5282
1903	98.3785	98.5368
1904	98.3879	98.5454
1905	98.3972	98.5539
1906	98.4064	98.5623
1907	98.4156	98.5707
1908	98.4248	98.5790
1909	98.4338	98.5873
1910	98.4429	98.5955
1911	98.4518	98.6037
1912	98.4607	98.6118
1913	98.4696	98.6198
1914	98.4784	98.6278
1915	98.4871	98.6358
1916	98.4958	98.6437
1917	98.5045	98.6516
1918	98.5131	98.6594
1919	98.5216	98.6671
1920	98.5301	98.6748

Table 11.C.19 (*continuation 20*)

Scale Score	Spring 2018	Spring 2019
1921	98.5385	98.6825
1922	98.5469	98.6901
1923	98.5552	98.6977
1924	98.5634	98.7052
1925	98.5717	98.7126
1926	98.5798	98.7201
1927	98.5879	98.7274
1928	98.5960	98.7348
1929	98.6040	98.7420
1930	98.6120	98.7493
1931	98.6199	98.7565
1932	98.6278	98.7636
1933	98.6356	98.7707
1934	98.6434	98.7778
1935	98.6511	98.7848
1936	98.6588	98.7917
1937	98.6664	98.7986
1938	98.6740	98.8055
1939	98.6815	98.8123
1940	98.6890	98.8191
1941	98.6964	98.8259
1942	98.7038	98.8326
1943	98.7112	98.8393
1944	98.7185	98.8459
1945	98.7257	98.8524
1946	98.7330	98.8590
1947	98.7401	98.8655
1948	98.7473	98.8719
1949	98.7543	98.8784
1950	98.7614	98.8847

[Figure 11.C.8](#) presents the test characteristic curve for the written language skill for kindergarten. The data used to create this graph is found in the table that immediately follows, [Table 11.C.20](#).

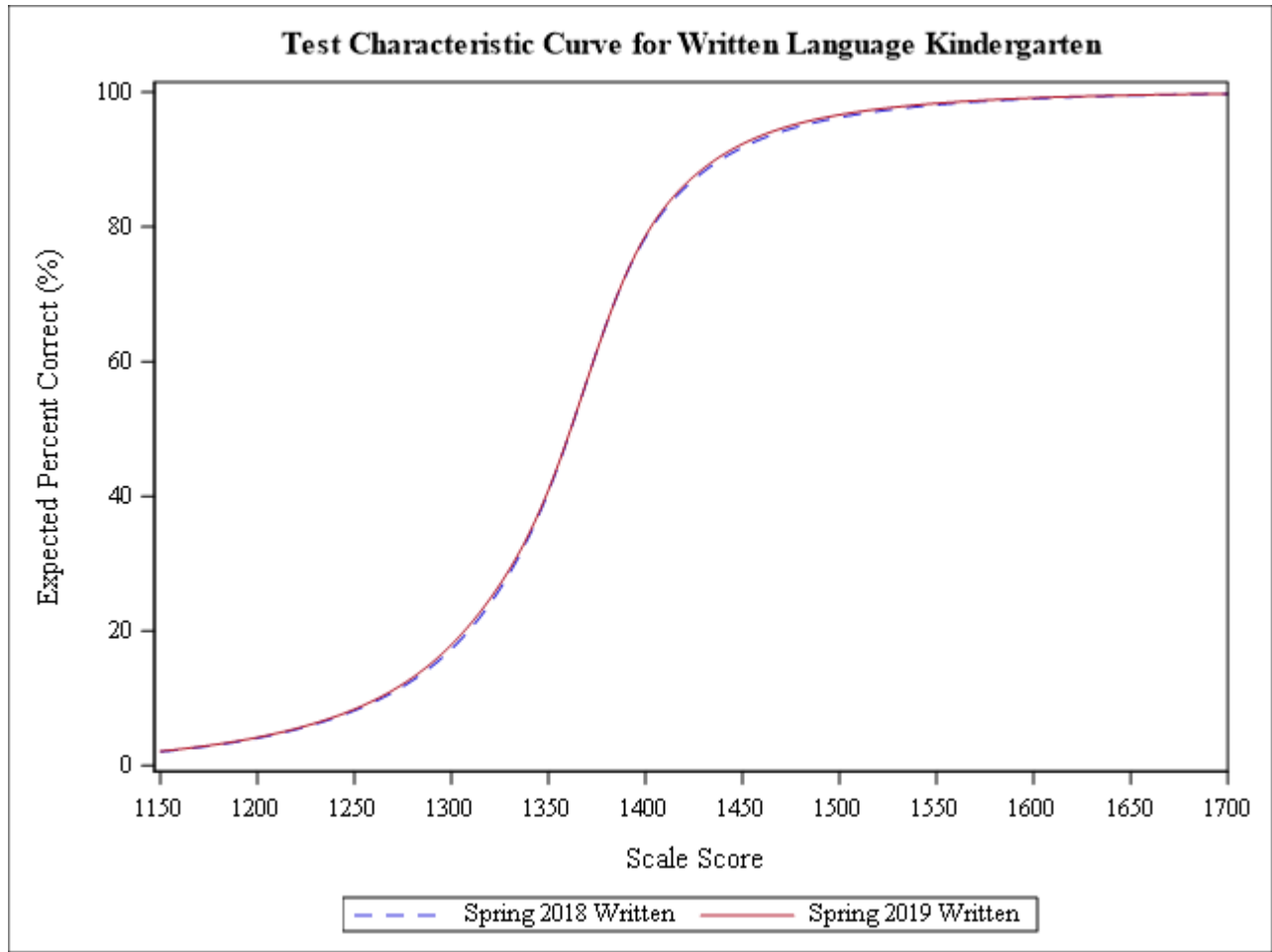


Figure 11.C.8 Test characteristic curve for kindergarten written language skill

Table 11.C.20 TCC Data for Kindergarten Written Language Skill

Scale Score	Spring 2018	Spring 2019
1150	2.0578	2.1352
1151	2.0858	2.1639
1152	2.1142	2.1931
1153	2.1430	2.2226
1154	2.1722	2.2526
1155	2.2018	2.2830
1156	2.2319	2.3137
1157	2.2623	2.3449
1158	2.2932	2.3766
1159	2.3245	2.4087
1160	2.3562	2.4412

Table 11.C.20 (continuation one)

Scale Score	Spring 2018	Spring 2019
1161	2.3884	2.4741
1162	2.4211	2.5075
1163	2.4542	2.5414
1164	2.4877	2.5758
1165	2.5218	2.6106
1166	2.5563	2.6459
1167	2.5913	2.6816
1168	2.6268	2.7179
1169	2.6628	2.7547
1170	2.6993	2.7920
1171	2.7363	2.8298
1172	2.7739	2.8681
1173	2.8119	2.9069
1174	2.8506	2.9463
1175	2.8897	2.9863
1176	2.9294	3.0268
1177	2.9697	3.0678
1178	3.0105	3.1094
1179	3.0519	3.1516
1180	3.0939	3.1944
1181	3.1365	3.2378
1182	3.1797	3.2817
1183	3.2235	3.3263
1184	3.2679	3.3715
1185	3.3130	3.4174
1186	3.3587	3.4639
1187	3.4050	3.5110
1188	3.4520	3.5588
1189	3.4997	3.6072
1190	3.5480	3.6564
1191	3.5970	3.7062
1192	3.6467	3.7567
1193	3.6971	3.8079
1194	3.7483	3.8599
1195	3.8001	3.9125
1196	3.8527	3.9660
1197	3.9061	4.0201
1198	3.9602	4.0751
1199	4.0151	4.1308

Table 11.C.20 (*continuation two*)

Scale Score	Spring 2018	Spring 2019
1200	4.0707	4.1873
1201	4.1272	4.2446
1202	4.1844	4.3027
1203	4.2425	4.3616
1204	4.3013	4.4214
1205	4.3611	4.4820
1206	4.4217	4.5435
1207	4.4831	4.6058
1208	4.5454	4.6691
1209	4.6086	4.7332
1210	4.6727	4.7983
1211	4.7378	4.8643
1212	4.8037	4.9312
1213	4.8707	4.9992
1214	4.9385	5.0681
1215	5.0074	5.1380
1216	5.0772	5.2089
1217	5.1480	5.2808
1218	5.2199	5.3538
1219	5.2928	5.4279
1220	5.3667	5.5030
1221	5.4417	5.5793
1222	5.5178	5.6566
1223	5.5950	5.7351
1224	5.6733	5.8148
1225	5.7527	5.8956
1226	5.8333	5.9777
1227	5.9151	6.0610
1228	5.9980	6.1455
1229	6.0822	6.2313
1230	6.1676	6.3183
1231	6.2543	6.4067
1232	6.3422	6.4965
1233	6.4314	6.5876
1234	6.5219	6.6800
1235	6.6138	6.7740
1236	6.7070	6.8693
1237	6.8016	6.9661
1238	6.8976	7.0644

Table 11.C.20 (*continuation three*)

Scale Score	Spring 2018	Spring 2019
1239	6.9951	7.1643
1240	7.0940	7.2657
1241	7.1944	7.3687
1242	7.2963	7.4733
1243	7.3997	7.5796
1244	7.5047	7.6875
1245	7.6113	7.7972
1246	7.7196	7.9087
1247	7.8294	8.0219
1248	7.9410	8.1370
1249	8.0543	8.2539
1250	8.1694	8.3728
1251	8.2862	8.4936
1252	8.4049	8.6164
1253	8.5254	8.7412
1254	8.6478	8.8682
1255	8.7722	8.9972
1256	8.8985	9.1284
1257	9.0269	9.2619
1258	9.1573	9.3976
1259	9.2899	9.5356
1260	9.4245	9.6760
1261	9.5614	9.8188
1262	9.7006	9.9641
1263	9.8420	10.1119
1264	9.9858	10.2623
1265	10.1320	10.4154
1266	10.2806	10.5711
1267	10.4318	10.7296
1268	10.5855	10.8910
1269	10.7419	11.0552
1270	10.9009	11.2224
1271	11.0627	11.3926
1272	11.2273	11.5658
1273	11.3948	11.7422
1274	11.5653	11.9219
1275	11.7387	12.1048
1276	11.9153	12.2910
1277	12.0950	12.4807

Table 11.C.20 (continuation four)

Scale Score	Spring 2018	Spring 2019
1278	12.2780	12.6738
1279	12.4642	12.8705
1280	12.6539	13.0708
1281	12.8470	13.2749
1282	13.0437	13.4827
1283	13.2441	13.6943
1284	13.4481	13.9099
1285	13.6560	14.1294
1286	13.8677	14.3530
1287	14.0834	14.5807
1288	14.3032	14.8126
1289	14.5272	15.0487
1290	14.7554	15.2892
1291	14.9880	15.5341
1292	15.2250	15.7834
1293	15.4666	16.0373
1294	15.7128	16.2957
1295	15.9638	16.5588
1296	16.2195	16.8266
1297	16.4802	17.0992
1298	16.7460	17.3766
1299	17.0168	17.6588
1300	17.2929	17.9460
1301	17.5744	18.2382
1302	17.8612	18.5354
1303	18.1536	18.8376
1304	18.4517	19.1451
1305	18.7555	19.4577
1306	19.0652	19.7755
1307	19.3808	20.0987
1308	19.7025	20.4271
1309	20.0303	20.7610
1310	20.3644	21.1003
1311	20.7050	21.4451
1312	21.0520	21.7955
1313	21.4057	22.1516
1314	21.7661	22.5133
1315	22.1334	22.8809
1316	22.5077	23.2543

Table 11.C.20 (*continuation five*)

Scale Score	Spring 2018	Spring 2019
1317	22.8891	23.6337
1318	23.2778	24.0193
1319	23.6739	24.4110
1320	24.0775	24.8091
1321	24.4888	25.2136
1322	24.9080	25.6249
1323	25.3352	26.0429
1324	25.7706	26.4680
1325	26.2143	26.9003
1326	26.6666	27.3400
1327	27.1277	27.7874
1328	27.5976	28.2428
1329	28.0768	28.7064
1330	28.5653	29.1785
1331	29.0633	29.6594
1332	29.5713	30.1494
1333	30.0892	30.6490
1334	30.6175	31.1584
1335	31.1564	31.6779
1336	31.7060	32.2081
1337	32.2668	32.7491
1338	32.8388	33.3014
1339	33.4225	33.8653
1340	34.0180	34.4413
1341	34.6255	35.0296
1342	35.2454	35.6305
1343	35.8778	36.2444
1344	36.5229	36.8715
1345	37.1809	37.5120
1346	37.8520	38.1662
1347	38.5362	38.8341
1348	39.2337	39.5159
1349	39.9444	40.2116
1350	40.6684	40.9212
1351	41.4055	41.6445
1352	42.1556	42.3815
1353	42.9185	43.1317
1354	43.6940	43.8950
1355	44.4816	44.6708

Table 11.C.20 (continuation six)

Scale Score	Spring 2018	Spring 2019
1356	45.2809	45.4587
1357	46.0914	46.2582
1358	46.9124	47.0685
1359	47.7434	47.8890
1360	48.5834	48.7187
1361	49.4318	49.5569
1362	50.2874	50.4026
1363	51.1495	51.2548
1364	52.0168	52.1125
1365	52.8884	52.9746
1366	53.7631	53.8400
1367	54.6398	54.7076
1368	55.5172	55.5763
1369	56.3941	56.4449
1370	57.2695	57.3123
1371	58.1421	58.1775
1372	59.0108	59.0394
1373	59.8744	59.8969
1374	60.7319	60.7490
1375	61.5821	61.5948
1376	62.4240	62.4332
1377	63.2567	63.2633
1378	64.0791	64.0843
1379	64.8903	64.8953
1380	65.6896	65.6956
1381	66.4761	66.4842
1382	67.2490	67.2605
1383	68.0077	68.0239
1384	68.7515	68.7737
1385	69.4800	69.5093
1386	70.1927	70.2303
1387	70.8890	70.9361
1388	71.5689	71.6265
1389	72.2319	72.3011
1390	72.8781	72.9597
1391	73.5072	73.6021
1392	74.1193	74.2282
1393	74.7145	74.8380
1394	75.2930	75.4315

Table 11.C.20 (continuation seven)

Scale Score	Spring 2018	Spring 2019
1395	75.8549	76.0089
1396	76.4005	76.5703
1397	76.9301	77.1160
1398	77.4442	77.6461
1399	77.9431	78.1610
1400	78.4272	78.6611
1401	78.8970	79.1467
1402	79.3530	79.6182
1403	79.7956	80.0760
1404	80.2253	80.5205
1405	80.6426	80.9523
1406	81.0481	81.3716
1407	81.4421	81.7790
1408	81.8251	82.1749
1409	82.1976	82.5597
1410	82.5600	82.9339
1411	82.9127	83.2978
1412	83.2562	83.6518
1413	83.5907	83.9964
1414	83.9167	84.3319
1415	84.2345	84.6587
1416	84.5444	84.9770
1417	84.8468	85.2872
1418	85.1418	85.5896
1419	85.4299	85.8845
1420	85.7111	86.1721
1421	85.9858	86.4528
1422	86.2542	86.7267
1423	86.5164	86.9940
1424	86.7727	87.2550
1425	87.0233	87.5100
1426	87.2683	87.7589
1427	87.5079	88.0022
1428	87.7421	88.2398
1429	87.9713	88.4720
1430	88.1954	88.6989
1431	88.4147	88.9207
1432	88.6292	89.1374
1433	88.8391	89.3493

Table 11.C.20 (continuation eight)

Scale Score	Spring 2018	Spring 2019
1434	89.0444	89.5564
1435	89.2453	89.7588
1436	89.4418	89.9567
1437	89.6342	90.1502
1438	89.8223	90.3393
1439	90.0064	90.5242
1440	90.1866	90.7049
1441	90.3628	90.8817
1442	90.5353	91.0544
1443	90.7040	91.2233
1444	90.8691	91.3884
1445	91.0307	91.5498
1446	91.1887	91.7076
1447	91.3434	91.8618
1448	91.4946	92.0126
1449	91.6427	92.1600
1450	91.7875	92.3041
1451	91.9292	92.4450
1452	92.0679	92.5827
1453	92.2036	92.7173
1454	92.3363	92.8489
1455	92.4662	92.9776
1456	92.5934	93.1034
1457	92.7178	93.2264
1458	92.8396	93.3466
1459	92.9587	93.4642
1460	93.0754	93.5791
1461	93.1895	93.6916
1462	93.3013	93.8015
1463	93.4107	93.9090
1464	93.5179	94.0141
1465	93.6228	94.1170
1466	93.7255	94.2176
1467	93.8261	94.3160
1468	93.9246	94.4122
1469	94.0211	94.5064
1470	94.1157	94.5986
1471	94.2083	94.6888
1472	94.2991	94.7771

Table 11.C.20 (*continuation nine*)

Scale Score	Spring 2018	Spring 2019
1473	94.3881	94.8635
1474	94.4752	94.9481
1475	94.5607	95.0309
1476	94.6445	95.1119
1477	94.7266	95.1913
1478	94.8072	95.2691
1479	94.8861	95.3452
1480	94.9636	95.4198
1481	95.0396	95.4929
1482	95.1142	95.5645
1483	95.1873	95.6347
1484	95.2591	95.7034
1485	95.3296	95.7708
1486	95.3987	95.8369
1487	95.4666	95.9017
1488	95.5333	95.9652
1489	95.5987	96.0275
1490	95.6630	96.0885
1491	95.7262	96.1484
1492	95.7882	96.2072
1493	95.8491	96.2649
1494	95.9090	96.3215
1495	95.9678	96.3770
1496	96.0256	96.4315
1497	96.0824	96.4850
1498	96.1383	96.5375
1499	96.1932	96.5890
1500	96.2472	96.6396
1501	96.3003	96.6893
1502	96.3525	96.7382
1503	96.4039	96.7861
1504	96.4544	96.8332
1505	96.5040	96.8795
1506	96.5529	96.9250
1507	96.6010	96.9696
1508	96.6483	97.0135
1509	96.6949	97.0567
1510	96.7407	97.0991
1511	96.7858	97.1408

Table 11.C.20 (continuation 10)

Scale Score	Spring 2018	Spring 2019
1512	96.8302	97.1818
1513	96.8739	97.2221
1514	96.9170	97.2617
1515	96.9593	97.3007
1516	97.0010	97.3390
1517	97.0421	97.3767
1518	97.0825	97.4137
1519	97.1224	97.4502
1520	97.1616	97.4861
1521	97.2002	97.5213
1522	97.2383	97.5561
1523	97.2758	97.5902
1524	97.3127	97.6238
1525	97.3491	97.6569
1526	97.3849	97.6895
1527	97.4202	97.7215
1528	97.4551	97.7531
1529	97.4893	97.7841
1530	97.5231	97.8147
1531	97.5564	97.8448
1532	97.5893	97.8744
1533	97.6216	97.9036
1534	97.6535	97.9323
1535	97.6849	97.9606
1536	97.7159	97.9885
1537	97.7464	98.0159
1538	97.7765	98.0429
1539	97.8062	98.0696
1540	97.8355	98.0958
1541	97.8643	98.1216
1542	97.8927	98.1470
1543	97.9208	98.1721
1544	97.9484	98.1968
1545	97.9757	98.2211
1546	98.0025	98.2451
1547	98.0290	98.2687
1548	98.0552	98.2919
1549	98.0809	98.3149
1550	98.1063	98.3374

Table 11.C.20 (continuation 11)

Scale Score	Spring 2018	Spring 2019
1551	98.1314	98.3597
1552	98.1561	98.3816
1553	98.1805	98.4033
1554	98.2045	98.4246
1555	98.2282	98.4456
1556	98.2516	98.4663
1557	98.2747	98.4867
1558	98.2974	98.5068
1559	98.3198	98.5266
1560	98.3420	98.5461
1561	98.3638	98.5654
1562	98.3853	98.5844
1563	98.4065	98.6031
1564	98.4275	98.6216
1565	98.4482	98.6398
1566	98.4685	98.6577
1567	98.4886	98.6754
1568	98.5085	98.6928
1569	98.5280	98.7100
1570	98.5474	98.7270
1571	98.5664	98.7437
1572	98.5852	98.7602
1573	98.6037	98.7765
1574	98.6220	98.7925
1575	98.6400	98.8083
1576	98.6578	98.8239
1577	98.6754	98.8393
1578	98.6927	98.8544
1579	98.7098	98.8694
1580	98.7267	98.8841
1581	98.7433	98.8987
1582	98.7597	98.9130
1583	98.7759	98.9272
1584	98.7919	98.9411
1585	98.8077	98.9549
1586	98.8232	98.9685
1587	98.8386	98.9819
1588	98.8537	98.9951
1589	98.8686	99.0081

Table 11.C.20 (continuation 12)

Scale Score	Spring 2018	Spring 2019
1590	98.8834	99.0210
1591	98.8979	99.0337
1592	98.9123	99.0462
1593	98.9264	99.0585
1594	98.9404	99.0707
1595	98.9542	99.0827
1596	98.9678	99.0946
1597	98.9812	99.1062
1598	98.9945	99.1178
1599	99.0076	99.1292
1600	99.0205	99.1404
1601	99.0332	99.1515
1602	99.0458	99.1624
1603	99.0582	99.1732
1604	99.0704	99.1838
1605	99.0825	99.1943
1606	99.0944	99.2046
1607	99.1061	99.2149
1608	99.1177	99.2249
1609	99.1292	99.2349
1610	99.1405	99.2447
1611	99.1516	99.2544
1612	99.1626	99.2639
1613	99.1734	99.2734
1614	99.1842	99.2827
1615	99.1947	99.2919
1616	99.2052	99.3009
1617	99.2154	99.3099
1618	99.2256	99.3187
1619	99.2356	99.3274
1620	99.2455	99.3360
1621	99.2553	99.3445
1622	99.2649	99.3528
1623	99.2744	99.3611
1624	99.2838	99.3692
1625	99.2931	99.3773
1626	99.3022	99.3852
1627	99.3112	99.3930
1628	99.3201	99.4007

Table 11.C.20 (continuation 13)

Scale Score	Spring 2018	Spring 2019
1629	99.3289	99.4084
1630	99.3376	99.4159
1631	99.3461	99.4233
1632	99.3545	99.4307
1633	99.3629	99.4379
1634	99.3711	99.4450
1635	99.3792	99.4521
1636	99.3872	99.4590
1637	99.3951	99.4659
1638	99.4029	99.4727
1639	99.4106	99.4794
1640	99.4182	99.4860
1641	99.4257	99.4925
1642	99.4331	99.4989
1643	99.4404	99.5052
1644	99.4476	99.5115
1645	99.4547	99.5177
1646	99.4617	99.5238
1647	99.4687	99.5298
1648	99.4755	99.5358
1649	99.4822	99.5416
1650	99.4889	99.5474
1651	99.4955	99.5531
1652	99.5020	99.5588
1653	99.5084	99.5643
1654	99.5147	99.5698
1655	99.5209	99.5753
1656	99.5271	99.5806
1657	99.5331	99.5859
1658	99.5391	99.5911
1659	99.5450	99.5963
1660	99.5509	99.6014
1661	99.5566	99.6064
1662	99.5623	99.6113
1663	99.5679	99.6162
1664	99.5735	99.6211
1665	99.5790	99.6258
1666	99.5844	99.6305
1667	99.5897	99.6352

Table 11.C.20 (continuation 14)

Scale Score	Spring 2018	Spring 2019
1668	99.5949	99.6398
1669	99.6001	99.6443
1670	99.6052	99.6488
1671	99.6103	99.6532
1672	99.6153	99.6575
1673	99.6202	99.6618
1674	99.6251	99.6661
1675	99.6299	99.6702
1676	99.6346	99.6744
1677	99.6393	99.6785
1678	99.6439	99.6825
1679	99.6484	99.6865
1680	99.6529	99.6904
1681	99.6574	99.6943
1682	99.6617	99.6981
1683	99.6661	99.7019
1684	99.6703	99.7056
1685	99.6745	99.7093
1686	99.6787	99.7129
1687	99.6828	99.7165
1688	99.6868	99.7201
1689	99.6908	99.7236
1690	99.6948	99.7270
1691	99.6987	99.7304
1692	99.7025	99.7338
1693	99.7063	99.7371
1694	99.7100	99.7404
1695	99.7137	99.7436
1696	99.7174	99.7468
1697	99.7210	99.7500
1698	99.7245	99.7531
1699	99.7280	99.7562
1700	99.7315	99.7592

[Figure 11.C.9](#) presents the test characteristic curve for the written language skill for grade one. The data used to create this graph is found in the table that immediately follows, [Table 11.C.21](#).

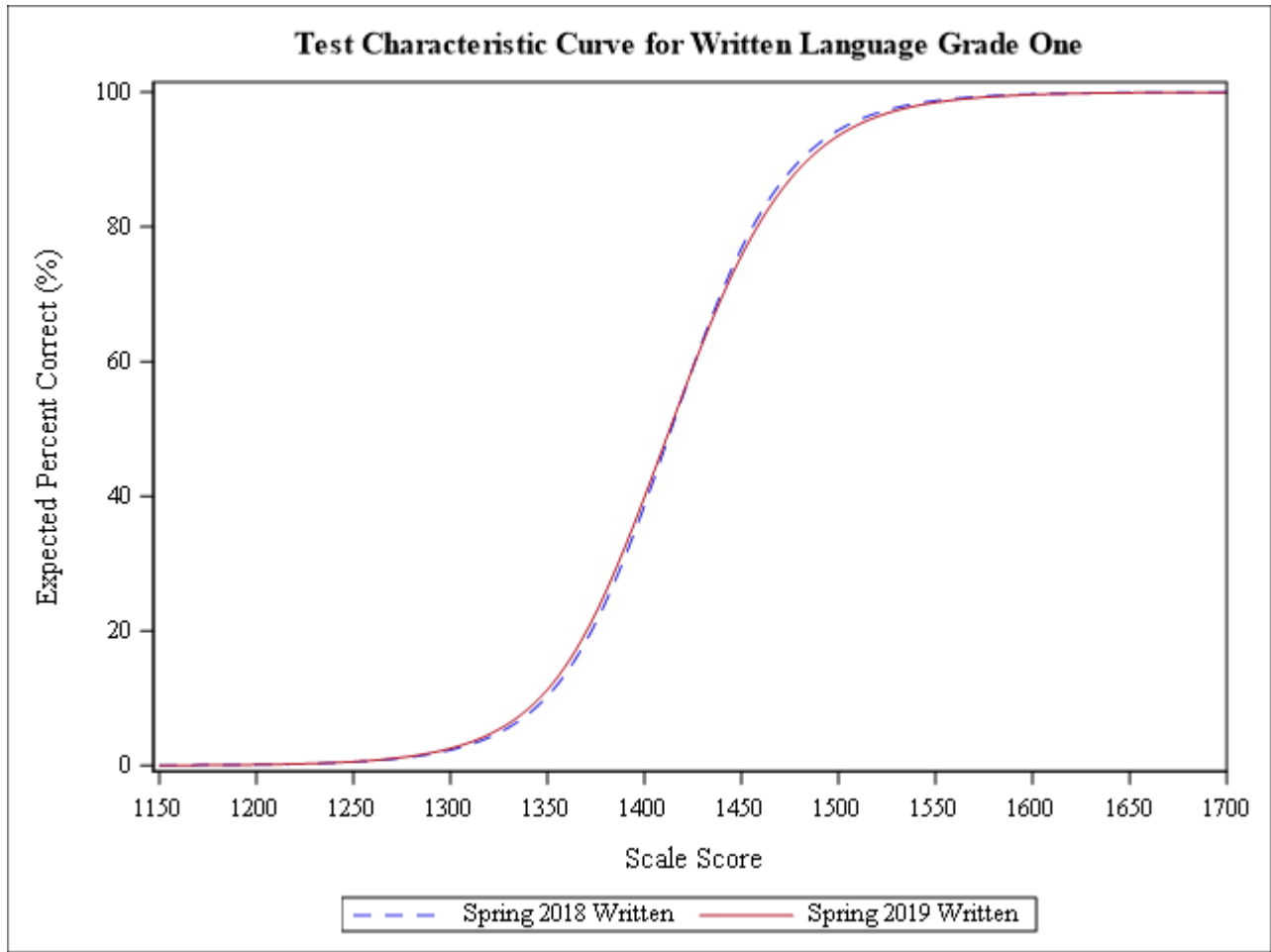


Figure 11.C.9 Test characteristic curve for grade one written language skill

Table 11.C.21 TCC Data for Grade One Written Language Skill

Scale Score	Spring 2018	Spring 2019
1150	0.0317	0.0335
1151	0.0325	0.0345
1152	0.0335	0.0354
1153	0.0344	0.0364
1154	0.0353	0.0374
1155	0.0363	0.0385
1156	0.0373	0.0396
1157	0.0384	0.0407
1158	0.0395	0.0419
1159	0.0406	0.0430
1160	0.0417	0.0442

Table 11.C.21 (*continuation one*)

Scale Score	Spring 2018	Spring 2019
1161	0.0429	0.0455
1162	0.0441	0.0468
1163	0.0453	0.0481
1164	0.0466	0.0495
1165	0.0479	0.0509
1166	0.0492	0.0523
1167	0.0506	0.0538
1168	0.0520	0.0553
1169	0.0535	0.0569
1170	0.0550	0.0585
1171	0.0566	0.0602
1172	0.0582	0.0619
1173	0.0598	0.0636
1174	0.0615	0.0654
1175	0.0632	0.0673
1176	0.0650	0.0692
1177	0.0668	0.0712
1178	0.0687	0.0732
1179	0.0707	0.0753
1180	0.0727	0.0774
1181	0.0747	0.0797
1182	0.0768	0.0819
1183	0.0790	0.0843
1184	0.0813	0.0867
1185	0.0836	0.0892
1186	0.0859	0.0917
1187	0.0884	0.0944
1188	0.0909	0.0971
1189	0.0935	0.0999
1190	0.0961	0.1027
1191	0.0989	0.1057
1192	0.1017	0.1087
1193	0.1046	0.1118
1194	0.1076	0.1151
1195	0.1106	0.1184
1196	0.1138	0.1218
1197	0.1170	0.1253
1198	0.1204	0.1289
1199	0.1238	0.1326

Table 11.C.21 (*continuation two*)

Scale Score	Spring 2018	Spring 2019
1200	0.1274	0.1365
1201	0.1310	0.1404
1202	0.1347	0.1445
1203	0.1386	0.1487
1204	0.1426	0.1530
1205	0.1467	0.1574
1206	0.1509	0.1620
1207	0.1552	0.1667
1208	0.1597	0.1715
1209	0.1643	0.1765
1210	0.1690	0.1816
1211	0.1738	0.1869
1212	0.1788	0.1923
1213	0.1840	0.1979
1214	0.1893	0.2037
1215	0.1948	0.2096
1216	0.2004	0.2158
1217	0.2062	0.2221
1218	0.2121	0.2285
1219	0.2182	0.2352
1220	0.2246	0.2421
1221	0.2311	0.2492
1222	0.2377	0.2565
1223	0.2446	0.2640
1224	0.2517	0.2717
1225	0.2590	0.2797
1226	0.2665	0.2879
1227	0.2743	0.2964
1228	0.2822	0.3051
1229	0.2904	0.3141
1230	0.2989	0.3233
1231	0.3076	0.3328
1232	0.3165	0.3427
1233	0.3258	0.3528
1234	0.3353	0.3632
1235	0.3450	0.3739
1236	0.3551	0.3849
1237	0.3655	0.3963
1238	0.3762	0.4080

Table 11.C.21 (*continuation three*)

Scale Score	Spring 2018	Spring 2019
1239	0.3872	0.4201
1240	0.3985	0.4325
1241	0.4101	0.4453
1242	0.4222	0.4585
1243	0.4345	0.4721
1244	0.4473	0.4861
1245	0.4604	0.5006
1246	0.4739	0.5154
1247	0.4878	0.5308
1248	0.5021	0.5466
1249	0.5169	0.5628
1250	0.5321	0.5796
1251	0.5477	0.5968
1252	0.5639	0.6146
1253	0.5805	0.6329
1254	0.5976	0.6518
1255	0.6152	0.6713
1256	0.6334	0.6913
1257	0.6521	0.7120
1258	0.6713	0.7333
1259	0.6912	0.7552
1260	0.7116	0.7778
1261	0.7326	0.8011
1262	0.7543	0.8251
1263	0.7767	0.8498
1264	0.7997	0.8753
1265	0.8234	0.9015
1266	0.8478	0.9286
1267	0.8729	0.9564
1268	0.8988	0.9852
1269	0.9255	1.0148
1270	0.9530	1.0453
1271	0.9814	1.0767
1272	1.0106	1.1091
1273	1.0406	1.1425
1274	1.0716	1.1768
1275	1.1035	1.2123
1276	1.1364	1.2488
1277	1.1703	1.2864

Table 11.C.21 (*continuation four*)

Scale Score	Spring 2018	Spring 2019
1278	1.2052	1.3252
1279	1.2411	1.3652
1280	1.2782	1.4064
1281	1.3164	1.4488
1282	1.3557	1.4925
1283	1.3962	1.5376
1284	1.4380	1.5840
1285	1.4810	1.6319
1286	1.5253	1.6812
1287	1.5710	1.7320
1288	1.6181	1.7844
1289	1.6666	1.8384
1290	1.7165	1.8940
1291	1.7680	1.9513
1292	1.8211	2.0103
1293	1.8758	2.0712
1294	1.9321	2.1339
1295	1.9901	2.1985
1296	2.0500	2.2650
1297	2.1116	2.3336
1298	2.1751	2.4043
1299	2.2406	2.4772
1300	2.3081	2.5522
1301	2.3776	2.6296
1302	2.4492	2.7093
1303	2.5231	2.7914
1304	2.5992	2.8760
1305	2.6776	2.9631
1306	2.7584	3.0530
1307	2.8417	3.1455
1308	2.9276	3.2409
1309	3.0160	3.3391
1310	3.1072	3.4403
1311	3.2012	3.5446
1312	3.2981	3.6521
1313	3.3979	3.7628
1314	3.5009	3.8768
1315	3.6069	3.9944
1316	3.7163	4.1154

Table 11.C.21 (*continuation five*)

Scale Score	Spring 2018	Spring 2019
1317	3.8290	4.2401
1318	3.9452	4.3686
1319	4.0649	4.5010
1320	4.1883	4.6373
1321	4.3156	4.7778
1322	4.4467	4.9225
1323	4.5819	5.0715
1324	4.7213	5.2251
1325	4.8650	5.3832
1326	5.0131	5.5461
1327	5.1657	5.7139
1328	5.3231	5.8867
1329	5.4854	6.0647
1330	5.6526	6.2480
1331	5.8250	6.4367
1332	6.0027	6.6311
1333	6.1859	6.8313
1334	6.3748	7.0375
1335	6.5695	7.2497
1336	6.7701	7.4682
1337	6.9770	7.6932
1338	7.1902	7.9249
1339	7.4099	8.1633
1340	7.6364	8.4088
1341	7.8697	8.6614
1342	8.1103	8.9214
1343	8.3581	9.1889
1344	8.6134	9.4642
1345	8.8765	9.7475
1346	9.1476	10.0388
1347	9.4267	10.3385
1348	9.7142	10.6467
1349	10.0103	10.9636
1350	10.3152	11.2895
1351	10.6290	11.6243
1352	10.9520	11.9685
1353	11.2844	12.3221
1354	11.6264	12.6853
1355	11.9781	13.0583

Table 11.C.21 (*continuation six*)

Scale Score	Spring 2018	Spring 2019
1356	12.3398	13.4412
1357	12.7117	13.8342
1358	13.0938	14.2374
1359	13.4864	14.6510
1360	13.8896	15.0750
1361	14.3035	15.5096
1362	14.7283	15.9548
1363	15.1640	16.4107
1364	15.6108	16.8774
1365	16.0687	17.3548
1366	16.5378	17.8430
1367	17.0182	18.3420
1368	17.5097	18.8518
1369	18.0125	19.3722
1370	18.5265	19.9033
1371	19.0517	20.4449
1372	19.5881	20.9969
1373	20.1355	21.5592
1374	20.6939	22.1317
1375	21.2632	22.7142
1376	21.8433	23.3064
1377	22.4341	23.9083
1378	23.0353	24.5196
1379	23.6470	25.1402
1380	24.2689	25.7697
1381	24.9009	26.4079
1382	25.5428	27.0547
1383	26.1945	27.7098
1384	26.8558	28.3729
1385	27.5266	29.0438
1386	28.2066	29.7223
1387	28.8956	30.4080
1388	29.5936	31.1008
1389	30.3003	31.8004
1390	31.0156	32.5066
1391	31.7392	33.2190
1392	32.4709	33.9374
1393	33.2106	34.6617
1394	33.9581	35.3914

Table 11.C.21 (continuation seven)

Scale Score	Spring 2018	Spring 2019
1395	34.7130	36.1264
1396	35.4753	36.8663
1397	36.2446	37.6110
1398	37.0207	38.3601
1399	37.8033	39.1133
1400	38.5921	39.8704
1401	39.3869	40.6310
1402	40.1873	41.3949
1403	40.9929	42.1618
1404	41.8035	42.9313
1405	42.6186	43.7031
1406	43.4379	44.4770
1407	44.2609	45.2525
1408	45.0872	46.0293
1409	45.9164	46.8071
1410	46.7480	47.5856
1411	47.5816	48.3644
1412	48.4166	49.1432
1413	49.2526	49.9216
1414	50.0891	50.6993
1415	50.9255	51.4759
1416	51.7615	52.2511
1417	52.5963	53.0245
1418	53.4296	53.7959
1419	54.2609	54.5648
1420	55.0895	55.3309
1421	55.9151	56.0939
1422	56.7371	56.8535
1423	57.5550	57.6094
1424	58.3685	58.3612
1425	59.1770	59.1087
1426	59.9800	59.8515
1427	60.7773	60.5894
1428	61.5683	61.3221
1429	62.3526	62.0494
1430	63.1300	62.7709
1431	63.9001	63.4865
1432	64.6625	64.1959
1433	65.4169	64.8989

Table 11.C.21 (*continuation eight*)

Scale Score	Spring 2018	Spring 2019
1434	66.1631	65.5952
1435	66.9007	66.2846
1436	67.6295	66.9671
1437	68.3494	67.6423
1438	69.0600	68.3101
1439	69.7612	68.9703
1440	70.4528	69.6228
1441	71.1346	70.2674
1442	71.8065	70.9041
1443	72.4684	71.5326
1444	73.1202	72.1529
1445	73.7617	72.7649
1446	74.3930	73.3684
1447	75.0138	73.9634
1448	75.6242	74.5498
1449	76.2241	75.1275
1450	76.8135	75.6964
1451	77.3923	76.2566
1452	77.9606	76.8080
1453	78.5184	77.3504
1454	79.0656	77.8840
1455	79.6023	78.4086
1456	80.1284	78.9243
1457	80.6442	79.4311
1458	81.1495	79.9289
1459	81.6445	80.4178
1460	82.1292	80.8977
1461	82.6037	81.3688
1462	83.0680	81.8309
1463	83.5222	82.2842
1464	83.9665	82.7287
1465	84.4009	83.1645
1466	84.8255	83.5915
1467	85.2404	84.0099
1468	85.6458	84.4196
1469	86.0417	84.8208
1470	86.4283	85.2136
1471	86.8056	85.5980
1472	87.1739	85.9741

Table 11.C.21 (*continuation nine*)

Scale Score	Spring 2018	Spring 2019
1473	87.5332	86.3419
1474	87.8836	86.7016
1475	88.2254	87.0533
1476	88.5586	87.3970
1477	88.8835	87.7329
1478	89.2000	88.0610
1479	89.5084	88.3814
1480	89.8088	88.6944
1481	90.1014	88.9999
1482	90.3863	89.2980
1483	90.6636	89.5890
1484	90.9336	89.8729
1485	91.1963	90.1498
1486	91.4519	90.4199
1487	91.7006	90.6832
1488	91.9425	90.9399
1489	92.1777	91.1901
1490	92.4064	91.4340
1491	92.6288	91.6716
1492	92.8449	91.9031
1493	93.0550	92.1285
1494	93.2592	92.3481
1495	93.4576	92.5620
1496	93.6503	92.7702
1497	93.8376	92.9728
1498	94.0194	93.1701
1499	94.1961	93.3621
1500	94.3676	93.5490
1501	94.5342	93.7308
1502	94.6959	93.9076
1503	94.8530	94.0797
1504	95.0054	94.2471
1505	95.1534	94.4098
1506	95.2970	94.5681
1507	95.4364	94.7221
1508	95.5717	94.8717
1509	95.7030	95.0173
1510	95.8303	95.1587
1511	95.9540	95.2963

Table 11.C.21 (continuation 10)

Scale Score	Spring 2018	Spring 2019
1512	96.0739	95.4299
1513	96.1903	95.5599
1514	96.3032	95.6862
1515	96.4127	95.8089
1516	96.5190	95.9282
1517	96.6221	96.0441
1518	96.7221	96.1567
1519	96.8190	96.2661
1520	96.9131	96.3724
1521	97.0044	96.4757
1522	97.0929	96.5760
1523	97.1788	96.6735
1524	97.2620	96.7682
1525	97.3428	96.8602
1526	97.4211	96.9496
1527	97.4971	97.0364
1528	97.5708	97.1207
1529	97.6423	97.2026
1530	97.7116	97.2821
1531	97.7788	97.3594
1532	97.8440	97.4344
1533	97.9073	97.5073
1534	97.9686	97.5781
1535	98.0281	97.6468
1536	98.0858	97.7136
1537	98.1417	97.7784
1538	98.1960	97.8414
1539	98.2486	97.9026
1540	98.2997	97.9620
1541	98.3492	98.0197
1542	98.3973	98.0757
1543	98.4439	98.1301
1544	98.4890	98.1829
1545	98.5329	98.2343
1546	98.5754	98.2841
1547	98.6167	98.3325
1548	98.6567	98.3795
1549	98.6955	98.4252
1550	98.7332	98.4695

Table 11.C.21 (continuation 11)

Scale Score	Spring 2018	Spring 2019
1551	98.7697	98.5126
1552	98.8052	98.5544
1553	98.8395	98.5950
1554	98.8729	98.6345
1555	98.9053	98.6728
1556	98.9367	98.7100
1557	98.9672	98.7461
1558	98.9967	98.7812
1559	99.0254	98.8153
1560	99.0533	98.8485
1561	99.0803	98.8806
1562	99.1065	98.9119
1563	99.1319	98.9422
1564	99.1566	98.9717
1565	99.1806	99.0004
1566	99.2039	99.0282
1567	99.2264	99.0552
1568	99.2483	99.0815
1569	99.2696	99.1070
1570	99.2903	99.1318
1571	99.3103	99.1558
1572	99.3297	99.1792
1573	99.3486	99.2020
1574	99.3670	99.2240
1575	99.3847	99.2455
1576	99.4020	99.2663
1577	99.4188	99.2866
1578	99.4351	99.3062
1579	99.4509	99.3253
1580	99.4662	99.3439
1581	99.4812	99.3620
1582	99.4956	99.3795
1583	99.5097	99.3965
1584	99.5233	99.4131
1585	99.5366	99.4292
1586	99.5495	99.4448
1587	99.5620	99.4600
1588	99.5741	99.4748
1589	99.5859	99.4892

Table 11.C.21 (continuation 12)

Scale Score	Spring 2018	Spring 2019
1590	99.5974	99.5031
1591	99.6085	99.5167
1592	99.6193	99.5298
1593	99.6298	99.5427
1594	99.6400	99.5551
1595	99.6499	99.5672
1596	99.6595	99.5790
1597	99.6689	99.5904
1598	99.6780	99.6015
1599	99.6868	99.6123
1600	99.6954	99.6228
1601	99.7037	99.6330
1602	99.7118	99.6430
1603	99.7197	99.6526
1604	99.7273	99.6620
1605	99.7348	99.6711
1606	99.7420	99.6800
1607	99.7490	99.6886
1608	99.7558	99.6970
1609	99.7624	99.7052
1610	99.7689	99.7131
1611	99.7752	99.7208
1612	99.7812	99.7283
1613	99.7872	99.7356
1614	99.7929	99.7427
1615	99.7985	99.7495
1616	99.8039	99.7563
1617	99.8092	99.7628
1618	99.8143	99.7691
1619	99.8193	99.7753
1620	99.8242	99.7813
1621	99.8289	99.7871
1622	99.8335	99.7928
1623	99.8380	99.7983
1624	99.8423	99.8037
1625	99.8465	99.8089
1626	99.8506	99.8140
1627	99.8546	99.8189
1628	99.8585	99.8237

Table 11.C.21 (continuation 13)

Scale Score	Spring 2018	Spring 2019
1629	99.8623	99.8284
1630	99.8659	99.8329
1631	99.8695	99.8373
1632	99.8730	99.8416
1633	99.8763	99.8458
1634	99.8796	99.8499
1635	99.8828	99.8539
1636	99.8859	99.8577
1637	99.8889	99.8615
1638	99.8919	99.8651
1639	99.8947	99.8687
1640	99.8975	99.8721
1641	99.9002	99.8755
1642	99.9029	99.8788
1643	99.9054	99.8819
1644	99.9079	99.8850
1645	99.9103	99.8881
1646	99.9127	99.8910
1647	99.9150	99.8938
1648	99.9172	99.8966
1649	99.9194	99.8993
1650	99.9215	99.9020
1651	99.9235	99.9045
1652	99.9255	99.9070
1653	99.9275	99.9094
1654	99.9294	99.9118
1655	99.9312	99.9141
1656	99.9330	99.9163
1657	99.9348	99.9185
1658	99.9365	99.9206
1659	99.9381	99.9227
1660	99.9397	99.9247
1661	99.9413	99.9267
1662	99.9428	99.9286
1663	99.9443	99.9304
1664	99.9458	99.9322
1665	99.9472	99.9340
1666	99.9485	99.9357
1667	99.9499	99.9373

Table 11.C.21 (continuation 14)

Scale Score	Spring 2018	Spring 2019
1668	99.9512	99.9390
1669	99.9524	99.9405
1670	99.9537	99.9421
1671	99.9548	99.9436
1672	99.9560	99.9450
1673	99.9571	99.9464
1674	99.9583	99.9478
1675	99.9593	99.9492
1676	99.9604	99.9505
1677	99.9614	99.9517
1678	99.9624	99.9530
1679	99.9634	99.9542
1680	99.9643	99.9554
1681	99.9652	99.9565
1682	99.9661	99.9576
1683	99.9670	99.9587
1684	99.9678	99.9598
1685	99.9686	99.9608
1686	99.9694	99.9618
1687	99.9702	99.9628
1688	99.9710	99.9637
1689	99.9717	99.9647
1690	99.9724	99.9656
1691	99.9731	99.9664
1692	99.9738	99.9673
1693	99.9745	99.9681
1694	99.9751	99.9689
1695	99.9758	99.9697
1696	99.9764	99.9705
1697	99.9770	99.9713
1698	99.9776	99.9720
1699	99.9781	99.9727
1700	99.9787	99.9734

[Figure 11.C.10](#) presents the test characteristic curve for the written language skill for grade two. The data used to create this graph is found in the table that immediately follows, [Table 11.C.22](#).

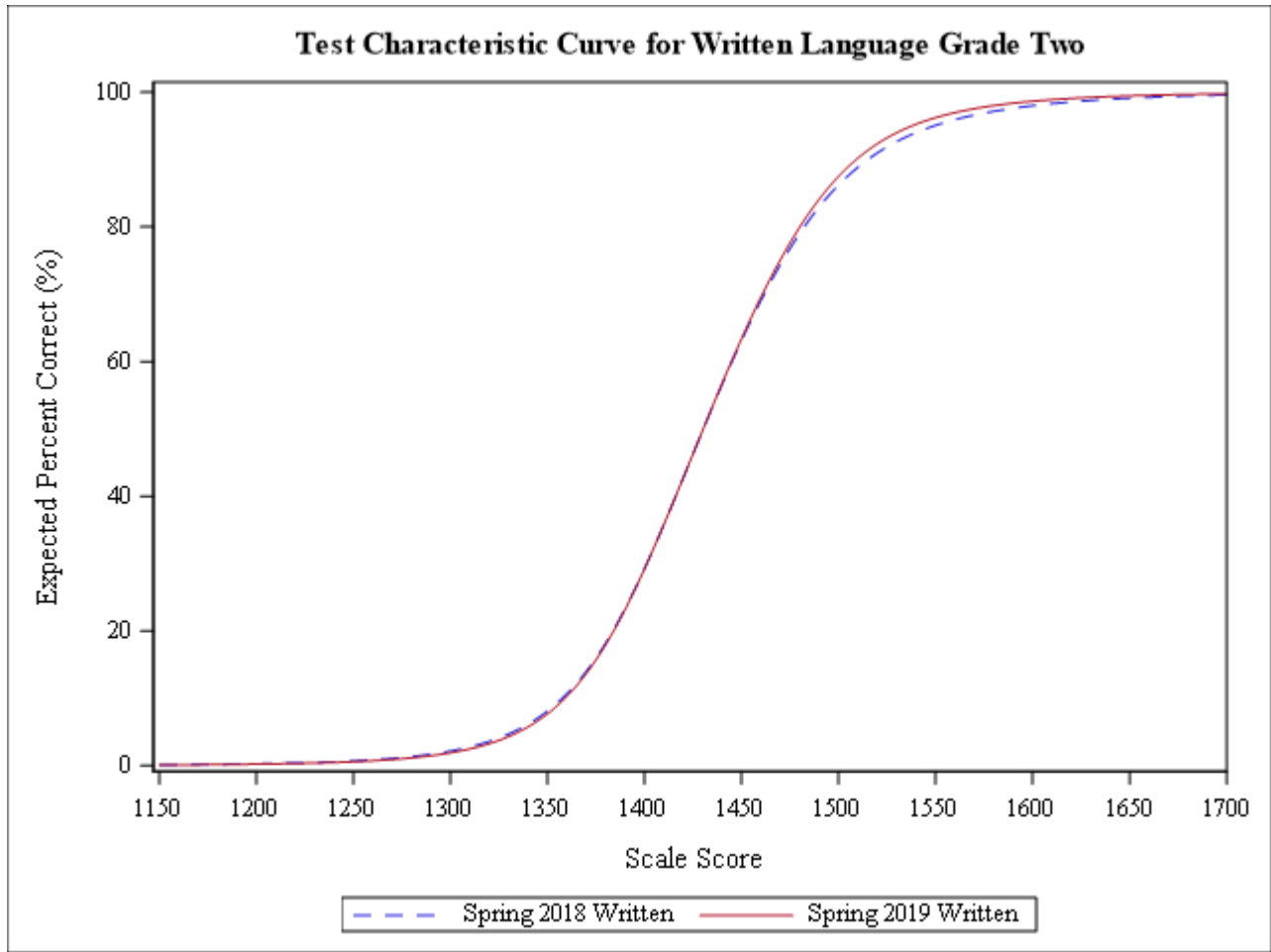


Figure 11.C.10 Test characteristic curve for grade two written language skill

Table 11.C.22 TCC Data for Grade Two Written Language Skill

Scale Score	Spring 2018	Spring 2019
1150	0.1101	0.0907
1151	0.1120	0.0922
1152	0.1139	0.0938
1153	0.1158	0.0953
1154	0.1178	0.0969
1155	0.1198	0.0986
1156	0.1218	0.1002
1157	0.1239	0.1019
1158	0.1260	0.1036
1159	0.1281	0.1054
1160	0.1303	0.1072

Table 11.C.22 (continuation one)

Scale Score	Spring 2018	Spring 2019
1161	0.1326	0.1090
1162	0.1348	0.1109
1163	0.1372	0.1128
1164	0.1395	0.1147
1165	0.1419	0.1167
1166	0.1444	0.1187
1167	0.1469	0.1207
1168	0.1494	0.1228
1169	0.1520	0.1249
1170	0.1547	0.1271
1171	0.1574	0.1293
1172	0.1601	0.1315
1173	0.1629	0.1338
1174	0.1658	0.1361
1175	0.1687	0.1385
1176	0.1717	0.1410
1177	0.1747	0.1434
1178	0.1778	0.1460
1179	0.1809	0.1485
1180	0.1841	0.1512
1181	0.1874	0.1538
1182	0.1907	0.1566
1183	0.1941	0.1594
1184	0.1976	0.1622
1185	0.2011	0.1651
1186	0.2047	0.1681
1187	0.2084	0.1711
1188	0.2122	0.1741
1189	0.2160	0.1773
1190	0.2199	0.1805
1191	0.2239	0.1838
1192	0.2279	0.1871
1193	0.2321	0.1905
1194	0.2363	0.1940
1195	0.2406	0.1975
1196	0.2450	0.2012
1197	0.2495	0.2049
1198	0.2541	0.2087
1199	0.2587	0.2125

Table 11.C.22 (continuation two)

Scale Score	Spring 2018	Spring 2019
1200	0.2635	0.2165
1201	0.2684	0.2205
1202	0.2734	0.2246
1203	0.2784	0.2288
1204	0.2836	0.2331
1205	0.2889	0.2375
1206	0.2943	0.2419
1207	0.2998	0.2465
1208	0.3054	0.2512
1209	0.3112	0.2560
1210	0.3171	0.2608
1211	0.3231	0.2658
1212	0.3292	0.2709
1213	0.3354	0.2761
1214	0.3418	0.2814
1215	0.3484	0.2869
1216	0.3550	0.2925
1217	0.3618	0.2981
1218	0.3688	0.3040
1219	0.3759	0.3099
1220	0.3832	0.3160
1221	0.3906	0.3222
1222	0.3982	0.3286
1223	0.4060	0.3351
1224	0.4139	0.3418
1225	0.4220	0.3486
1226	0.4303	0.3555
1227	0.4388	0.3627
1228	0.4474	0.3700
1229	0.4563	0.3774
1230	0.4654	0.3851
1231	0.4746	0.3929
1232	0.4841	0.4009
1233	0.4938	0.4091
1234	0.5037	0.4176
1235	0.5138	0.4262
1236	0.5242	0.4350
1237	0.5348	0.4440
1238	0.5457	0.4532

Table 11.C.22 (continuation three)

Scale Score	Spring 2018	Spring 2019
1239	0.5568	0.4627
1240	0.5682	0.4724
1241	0.5798	0.4823
1242	0.5917	0.4925
1243	0.6039	0.5030
1244	0.6164	0.5136
1245	0.6292	0.5246
1246	0.6423	0.5358
1247	0.6557	0.5473
1248	0.6694	0.5591
1249	0.6834	0.5713
1250	0.6978	0.5837
1251	0.7126	0.5964
1252	0.7277	0.6094
1253	0.7431	0.6228
1254	0.7590	0.6365
1255	0.7752	0.6506
1256	0.7918	0.6651
1257	0.8089	0.6799
1258	0.8263	0.6951
1259	0.8442	0.7107
1260	0.8626	0.7268
1261	0.8814	0.7432
1262	0.9007	0.7601
1263	0.9204	0.7774
1264	0.9407	0.7952
1265	0.9615	0.8135
1266	0.9828	0.8322
1267	1.0046	0.8515
1268	1.0271	0.8713
1269	1.0501	0.8916
1270	1.0736	0.9125
1271	1.0978	0.9340
1272	1.1227	0.9560
1273	1.1482	0.9787
1274	1.1743	1.0019
1275	1.2011	1.0259
1276	1.2287	1.0504
1277	1.2569	1.0757

Table 11.C.22 (continuation four)

Scale Score	Spring 2018	Spring 2019
1278	1.2859	1.1017
1279	1.3157	1.1284
1280	1.3463	1.1559
1281	1.3777	1.1841
1282	1.4099	1.2132
1283	1.4430	1.2430
1284	1.4771	1.2738
1285	1.5120	1.3054
1286	1.5478	1.3379
1287	1.5847	1.3713
1288	1.6226	1.4057
1289	1.6615	1.4412
1290	1.7014	1.4776
1291	1.7425	1.5151
1292	1.7847	1.5537
1293	1.8281	1.5935
1294	1.8726	1.6344
1295	1.9184	1.6765
1296	1.9655	1.7198
1297	2.0140	1.7645
1298	2.0637	1.8105
1299	2.1149	1.8578
1300	2.1676	1.9066
1301	2.2217	1.9568
1302	2.2773	2.0085
1303	2.3346	2.0618
1304	2.3934	2.1167
1305	2.4540	2.1732
1306	2.5162	2.2315
1307	2.5803	2.2915
1308	2.6462	2.3533
1309	2.7140	2.4171
1310	2.7838	2.4827
1311	2.8555	2.5504
1312	2.9294	2.6202
1313	3.0054	2.6921
1314	3.0836	2.7662
1315	3.1641	2.8426
1316	3.2469	2.9213

Table 11.C.22 (*continuation five*)

Scale Score	Spring 2018	Spring 2019
1317	3.3321	3.0025
1318	3.4199	3.0861
1319	3.5102	3.1724
1320	3.6031	3.2613
1321	3.6988	3.3530
1322	3.7972	3.4475
1323	3.8986	3.5450
1324	4.0029	3.6455
1325	4.1103	3.7491
1326	4.2209	3.8559
1327	4.3347	3.9660
1328	4.4519	4.0796
1329	4.5725	4.1966
1330	4.6966	4.3174
1331	4.8244	4.4418
1332	4.9560	4.5702
1333	5.0914	4.7025
1334	5.2308	4.8389
1335	5.3743	4.9795
1336	5.5220	5.1245
1337	5.6740	5.2740
1338	5.8305	5.4280
1339	5.9915	5.5868
1340	6.1572	5.7505
1341	6.3278	5.9192
1342	6.5032	6.0931
1343	6.6838	6.2722
1344	6.8696	6.4568
1345	7.0607	6.6470
1346	7.2573	6.8430
1347	7.4596	7.0448
1348	7.6676	7.2527
1349	7.8815	7.4668
1350	8.1014	7.6872
1351	8.3276	7.9142
1352	8.5601	8.1478
1353	8.7991	8.3883
1354	9.0447	8.6357
1355	9.2970	8.8903

Table 11.C.22 (continuation six)

Scale Score	Spring 2018	Spring 2019
1356	9.5563	9.1522
1357	9.8227	9.4216
1358	10.0962	9.6985
1359	10.3771	9.9832
1360	10.6655	10.2758
1361	10.9615	10.5764
1362	11.2653	10.8852
1363	11.5770	11.2024
1364	11.8967	11.5279
1365	12.2245	11.8621
1366	12.5607	12.2049
1367	12.9052	12.5566
1368	13.2582	12.9172
1369	13.6198	13.2867
1370	13.9901	13.6654
1371	14.3692	14.0532
1372	14.7571	14.4502
1373	15.1541	14.8565
1374	15.5600	15.2722
1375	15.9750	15.6972
1376	16.3992	16.1317
1377	16.8325	16.5755
1378	17.2750	17.0287
1379	17.7268	17.4912
1380	18.1877	17.9631
1381	18.6579	18.4444
1382	19.1372	18.9348
1383	19.6257	19.4344
1384	20.1233	19.9431
1385	20.6300	20.4607
1386	21.1456	20.9872
1387	21.6702	21.5224
1388	22.2035	22.0663
1389	22.7456	22.6185
1390	23.2961	23.1791
1391	23.8552	23.7477
1392	24.4224	24.3243
1393	24.9978	24.9086
1394	25.5811	25.5004

Table 11.C.22 (continuation seven)

Scale Score	Spring 2018	Spring 2019
1395	26.1722	26.0995
1396	26.7707	26.7057
1397	27.3766	27.3188
1398	27.9896	27.9385
1399	28.6095	28.5647
1400	29.2360	29.1969
1401	29.8689	29.8351
1402	30.5078	30.4790
1403	31.1527	31.1282
1404	31.8031	31.7827
1405	32.4588	32.4421
1406	33.1195	33.1061
1407	33.7850	33.7745
1408	34.4549	34.4471
1409	35.1290	35.1237
1410	35.8070	35.8038
1411	36.4886	36.4874
1412	37.1734	37.1742
1413	37.8613	37.8639
1414	38.5518	38.5563
1415	39.2449	39.2511
1416	39.9400	39.9481
1417	40.6371	40.6471
1418	41.3357	41.3479
1419	42.0357	42.0501
1420	42.7367	42.7536
1421	43.4385	43.4581
1422	44.1409	44.1635
1423	44.8435	44.8694
1424	45.5462	45.5758
1425	46.2486	46.2822
1426	46.9506	46.9887
1427	47.6518	47.6948
1428	48.3522	48.4004
1429	49.0513	49.1053
1430	49.7491	49.8093
1431	50.4453	50.5122
1432	51.1396	51.2137
1433	51.8318	51.9136

Table 11.C.22 (continuation eight)

Scale Score	Spring 2018	Spring 2019
1434	52.5218	52.6118
1435	53.2093	53.3081
1436	53.8942	54.0021
1437	54.5762	54.6938
1438	55.2550	55.3830
1439	55.9307	56.0694
1440	56.6028	56.7529
1441	57.2713	57.4332
1442	57.9360	58.1102
1443	58.5966	58.7837
1444	59.2531	59.4536
1445	59.9052	60.1196
1446	60.5528	60.7816
1447	61.1956	61.4394
1448	61.8337	62.0928
1449	62.4667	62.7418
1450	63.0946	63.3861
1451	63.7171	64.0256
1452	64.3343	64.6601
1453	64.9459	65.2895
1454	65.5518	65.9137
1455	66.1518	66.5326
1456	66.7460	67.1459
1457	67.3341	67.7537
1458	67.9160	68.3557
1459	68.4917	68.9519
1460	69.0611	69.5421
1461	69.6240	70.1263
1462	70.1805	70.7043
1463	70.7303	71.2761
1464	71.2735	71.8415
1465	71.8099	72.4005
1466	72.3396	72.9529
1467	72.8624	73.4988
1468	73.3783	74.0379
1469	73.8873	74.5703
1470	74.3894	75.0958
1471	74.8844	75.6145
1472	75.3724	76.1262

Table 11.C.22 (continuation nine)

Scale Score	Spring 2018	Spring 2019
1473	75.8533	76.6308
1474	76.3271	77.1284
1475	76.7939	77.6188
1476	77.2535	78.1020
1477	77.7060	78.5780
1478	78.1515	79.0467
1479	78.5898	79.5082
1480	79.0210	79.9622
1481	79.4452	80.4089
1482	79.8623	80.8482
1483	80.2723	81.2800
1484	80.6753	81.7045
1485	81.0713	82.1214
1486	81.4604	82.5310
1487	81.8425	82.9331
1488	82.2178	83.3278
1489	82.5862	83.7150
1490	82.9478	84.0948
1491	83.3026	84.4673
1492	83.6508	84.8324
1493	83.9923	85.1902
1494	84.3273	85.5408
1495	84.6557	85.8841
1496	84.9777	86.2202
1497	85.2933	86.5492
1498	85.6026	86.8711
1499	85.9056	87.1860
1500	86.2025	87.4941
1501	86.4933	87.7952
1502	86.7780	88.0896
1503	87.0568	88.3773
1504	87.3298	88.6584
1505	87.5970	88.9330
1506	87.8585	89.2012
1507	88.1145	89.4630
1508	88.3649	89.7186
1509	88.6099	89.9681
1510	88.8495	90.2116
1511	89.0839	90.4492

Table 11.C.22 (continuation 10)

Scale Score	Spring 2018	Spring 2019
1512	89.3132	90.6809
1513	89.5374	90.9069
1514	89.7566	91.1274
1515	89.9710	91.3423
1516	90.1805	91.5519
1517	90.3854	91.7562
1518	90.5856	91.9553
1519	90.7814	92.1494
1520	90.9727	92.3385
1521	91.1596	92.5228
1522	91.3424	92.7024
1523	91.5209	92.8774
1524	91.6954	93.0479
1525	91.8659	93.2140
1526	92.0325	93.3757
1527	92.1953	93.5333
1528	92.3544	93.6868
1529	92.5099	93.8363
1530	92.6617	93.9819
1531	92.8101	94.1238
1532	92.9551	94.2619
1533	93.0968	94.3964
1534	93.2352	94.5275
1535	93.3705	94.6551
1536	93.5027	94.7794
1537	93.6318	94.9004
1538	93.7580	95.0183
1539	93.8814	95.1331
1540	94.0019	95.2450
1541	94.1197	95.3539
1542	94.2348	95.4600
1543	94.3473	95.5634
1544	94.4572	95.6641
1545	94.5647	95.7621
1546	94.6698	95.8577
1547	94.7725	95.9508
1548	94.8729	96.0415
1549	94.9710	96.1298
1550	95.0670	96.2159

Table 11.C.22 (continuation 11)

Scale Score	Spring 2018	Spring 2019
1551	95.1609	96.2998
1552	95.2526	96.3816
1553	95.3423	96.4613
1554	95.4301	96.5389
1555	95.5159	96.6146
1556	95.5998	96.6884
1557	95.6820	96.7603
1558	95.7623	96.8304
1559	95.8409	96.8988
1560	95.9177	96.9654
1561	95.9930	97.0304
1562	96.0666	97.0938
1563	96.1386	97.1556
1564	96.2091	97.2158
1565	96.2781	97.2746
1566	96.3456	97.3320
1567	96.4117	97.3879
1568	96.4764	97.4425
1569	96.5398	97.4958
1570	96.6018	97.5477
1571	96.6626	97.5984
1572	96.7221	97.6479
1573	96.7804	97.6962
1574	96.8374	97.7434
1575	96.8933	97.7894
1576	96.9481	97.8343
1577	97.0017	97.8782
1578	97.0543	97.9210
1579	97.1058	97.9629
1580	97.1562	98.0037
1581	97.2057	98.0436
1582	97.2542	98.0826
1583	97.3017	98.1206
1584	97.3482	98.1578
1585	97.3939	98.1942
1586	97.4386	98.2297
1587	97.4825	98.2643
1588	97.5255	98.2982
1589	97.5677	98.3314

Table 11.C.22 (continuation 12)

Scale Score	Spring 2018	Spring 2019
1590	97.6091	98.3638
1591	97.6497	98.3954
1592	97.6894	98.4263
1593	97.7285	98.4566
1594	97.7668	98.4862
1595	97.8043	98.5151
1596	97.8412	98.5434
1597	97.8773	98.5710
1598	97.9128	98.5981
1599	97.9476	98.6246
1600	97.9817	98.6505
1601	98.0153	98.6758
1602	98.0482	98.7006
1603	98.0804	98.7248
1604	98.1121	98.7485
1605	98.1433	98.7717
1606	98.1738	98.7945
1607	98.2038	98.8167
1608	98.2332	98.8385
1609	98.2621	98.8598
1610	98.2905	98.8806
1611	98.3184	98.9010
1612	98.3458	98.9210
1613	98.3727	98.9406
1614	98.3991	98.9598
1615	98.4250	98.9786
1616	98.4505	98.9970
1617	98.4755	99.0150
1618	98.5001	99.0326
1619	98.5242	99.0499
1620	98.5479	99.0668
1621	98.5712	99.0834
1622	98.5941	99.0997
1623	98.6166	99.1156
1624	98.6388	99.1312
1625	98.6605	99.1465
1626	98.6818	99.1615
1627	98.7028	99.1762
1628	98.7235	99.1906

Table 11.C.22 (continuation 13)

Scale Score	Spring 2018	Spring 2019
1629	98.7437	99.2047
1630	98.7637	99.2186
1631	98.7832	99.2321
1632	98.8025	99.2454
1633	98.8214	99.2585
1634	98.8400	99.2713
1635	98.8583	99.2838
1636	98.8763	99.2961
1637	98.8940	99.3082
1638	98.9113	99.3200
1639	98.9284	99.3316
1640	98.9452	99.3430
1641	98.9618	99.3542
1642	98.9780	99.3651
1643	98.9940	99.3759
1644	99.0097	99.3864
1645	99.0251	99.3968
1646	99.0403	99.4069
1647	99.0553	99.4169
1648	99.0700	99.4267
1649	99.0844	99.4363
1650	99.0986	99.4457
1651	99.1126	99.4549
1652	99.1264	99.4640
1653	99.1399	99.4729
1654	99.1532	99.4816
1655	99.1663	99.4902
1656	99.1792	99.4986
1657	99.1919	99.5069
1658	99.2043	99.5150
1659	99.2166	99.5230
1660	99.2287	99.5308
1661	99.2405	99.5385
1662	99.2522	99.5461
1663	99.2637	99.5535
1664	99.2750	99.5608
1665	99.2861	99.5679
1666	99.2971	99.5749
1667	99.3079	99.5818

Table 11.C.22 (continuation 14)

Scale Score	Spring 2018	Spring 2019
1668	99.3185	99.5886
1669	99.3289	99.5952
1670	99.3391	99.6018
1671	99.3492	99.6082
1672	99.3592	99.6145
1673	99.3690	99.6207
1674	99.3786	99.6268
1675	99.3881	99.6328
1676	99.3974	99.6387
1677	99.4066	99.6444
1678	99.4156	99.6501
1679	99.4245	99.6557
1680	99.4332	99.6612
1681	99.4418	99.6666
1682	99.4503	99.6718
1683	99.4586	99.6771
1684	99.4669	99.6822
1685	99.4749	99.6872
1686	99.4829	99.6921
1687	99.4907	99.6970
1688	99.4984	99.7018
1689	99.5060	99.7064
1690	99.5135	99.7111
1691	99.5208	99.7156
1692	99.5281	99.7200
1693	99.5352	99.7244
1694	99.5422	99.7287
1695	99.5491	99.7330
1696	99.5559	99.7371
1697	99.5626	99.7412
1698	99.5692	99.7453
1699	99.5756	99.7492
1700	99.5820	99.7531

[Figure 11.C.11](#) presents the test characteristic curve for the written language skill for grade span three through five. The data used to create this graph is found in the table that immediately follows, [Table 11.C.23](#).

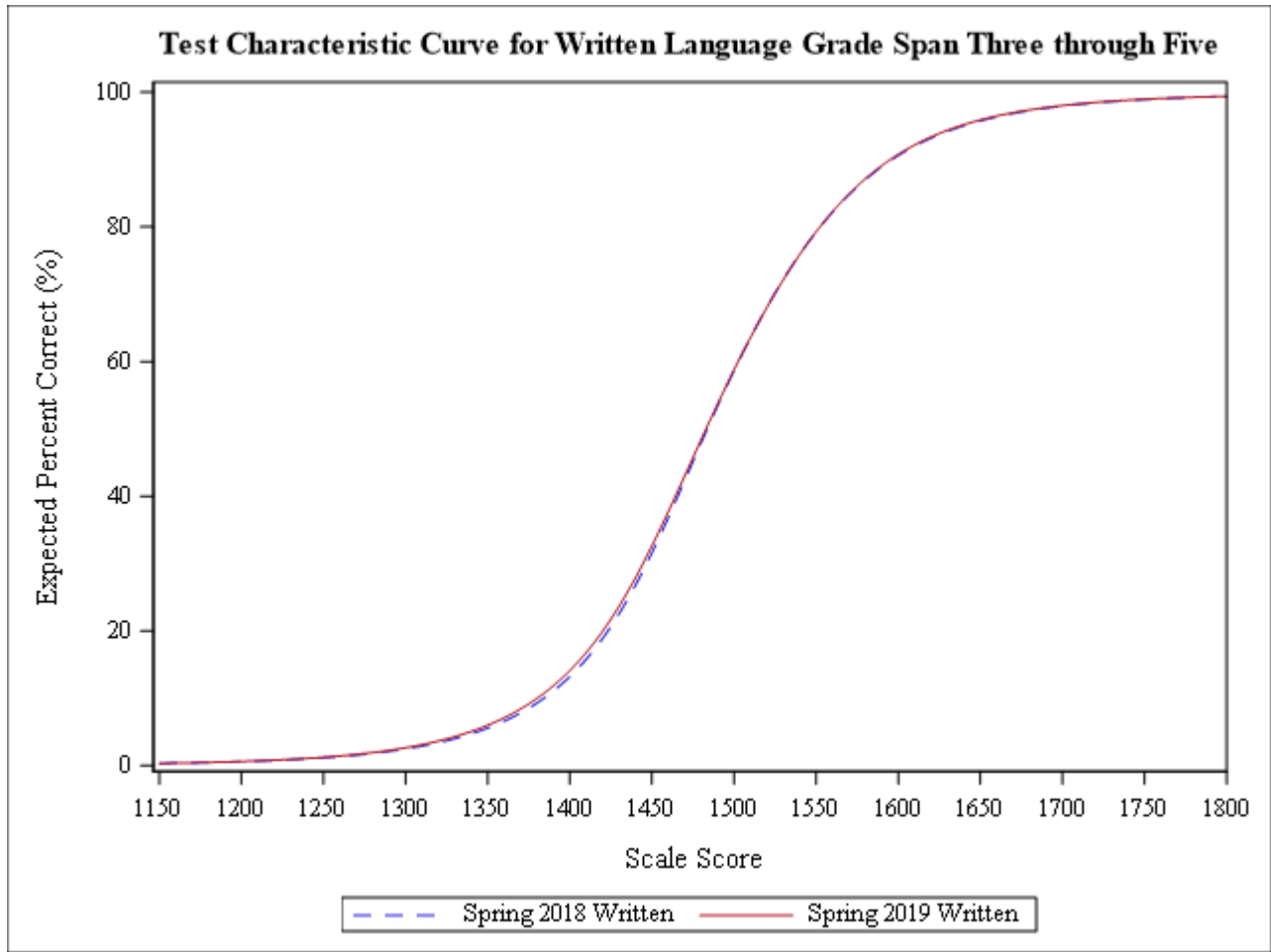


Figure 11.C.11 Test characteristic curve for grade span three through five written language skill

Table 11.C.23 TCC Data for Grade Span Three Through Five Written Language Skill

Scale Score	Spring 2018	Spring 2019
1150	0.3214	0.3327
1151	0.3251	0.3366
1152	0.3288	0.3406
1153	0.3326	0.3446
1154	0.3364	0.3486
1155	0.3403	0.3527
1156	0.3443	0.3569
1157	0.3483	0.3612
1158	0.3523	0.3655
1159	0.3564	0.3698

Table 11.C.23 (continuation one)

Scale Score	Spring 2018	Spring 2019
1160	0.3606	0.3742
1161	0.3649	0.3787
1162	0.3691	0.3833
1163	0.3735	0.3879
1164	0.3779	0.3926
1165	0.3824	0.3974
1166	0.3870	0.4022
1167	0.3916	0.4071
1168	0.3963	0.4121
1169	0.4010	0.4171
1170	0.4058	0.4222
1171	0.4107	0.4274
1172	0.4157	0.4327
1173	0.4207	0.4380
1174	0.4258	0.4435
1175	0.4310	0.4490
1176	0.4363	0.4546
1177	0.4416	0.4603
1178	0.4470	0.4660
1179	0.4525	0.4719
1180	0.4581	0.4778
1181	0.4638	0.4838
1182	0.4695	0.4900
1183	0.4754	0.4962
1184	0.4813	0.5025
1185	0.4873	0.5089
1186	0.4934	0.5154
1187	0.4996	0.5220
1188	0.5059	0.5287
1189	0.5123	0.5355
1190	0.5188	0.5424
1191	0.5253	0.5494
1192	0.5320	0.5566
1193	0.5388	0.5638
1194	0.5457	0.5711
1195	0.5527	0.5786
1196	0.5598	0.5862
1197	0.5670	0.5939
1198	0.5743	0.6017

Table 11.C.23 (*continuation two*)

Scale Score	Spring 2018	Spring 2019
1199	0.5817	0.6096
1200	0.5892	0.6177
1201	0.5969	0.6259
1202	0.6047	0.6342
1203	0.6126	0.6426
1204	0.6206	0.6512
1205	0.6287	0.6599
1206	0.6370	0.6687
1207	0.6454	0.6777
1208	0.6539	0.6869
1209	0.6626	0.6961
1210	0.6714	0.7055
1211	0.6803	0.7151
1212	0.6894	0.7248
1213	0.6986	0.7347
1214	0.7080	0.7447
1215	0.7175	0.7549
1216	0.7271	0.7653
1217	0.7370	0.7758
1218	0.7469	0.7865
1219	0.7570	0.7973
1220	0.7673	0.8084
1221	0.7778	0.8196
1222	0.7884	0.8310
1223	0.7992	0.8425
1224	0.8101	0.8543
1225	0.8213	0.8662
1226	0.8326	0.8784
1227	0.8441	0.8907
1228	0.8557	0.9032
1229	0.8676	0.9160
1230	0.8796	0.9289
1231	0.8919	0.9421
1232	0.9043	0.9555
1233	0.9170	0.9690
1234	0.9298	0.9829
1235	0.9429	0.9969
1236	0.9561	1.0112
1237	0.9696	1.0257

Table 11.C.23 (continuation three)

Scale Score	Spring 2018	Spring 2019
1238	0.9833	1.0404
1239	0.9973	1.0554
1240	1.0114	1.0706
1241	1.0258	1.0861
1242	1.0404	1.1018
1243	1.0553	1.1178
1244	1.0704	1.1340
1245	1.0857	1.1505
1246	1.1013	1.1673
1247	1.1171	1.1844
1248	1.1333	1.2018
1249	1.1496	1.2194
1250	1.1663	1.2373
1251	1.1832	1.2556
1252	1.2004	1.2741
1253	1.2179	1.2929
1254	1.2357	1.3121
1255	1.2537	1.3316
1256	1.2721	1.3514
1257	1.2908	1.3715
1258	1.3098	1.3920
1259	1.3291	1.4128
1260	1.3487	1.4340
1261	1.3686	1.4555
1262	1.3889	1.4773
1263	1.4095	1.4996
1264	1.4305	1.5222
1265	1.4518	1.5452
1266	1.4735	1.5686
1267	1.4955	1.5924
1268	1.5179	1.6166
1269	1.5407	1.6412
1270	1.5639	1.6662
1271	1.5874	1.6916
1272	1.6114	1.7175
1273	1.6357	1.7438
1274	1.6605	1.7705
1275	1.6857	1.7977
1276	1.7113	1.8254

Table 11.C.23 (continuation four)

Scale Score	Spring 2018	Spring 2019
1277	1.7373	1.8535
1278	1.7638	1.8821
1279	1.7908	1.9113
1280	1.8182	1.9409
1281	1.8460	1.9710
1282	1.8744	2.0016
1283	1.9032	2.0327
1284	1.9325	2.0644
1285	1.9623	2.0966
1286	1.9926	2.1294
1287	2.0235	2.1627
1288	2.0548	2.1967
1289	2.0867	2.2312
1290	2.1192	2.2662
1291	2.1522	2.3019
1292	2.1858	2.3382
1293	2.2199	2.3752
1294	2.2546	2.4127
1295	2.2900	2.4510
1296	2.3259	2.4898
1297	2.3625	2.5294
1298	2.3997	2.5696
1299	2.4375	2.6106
1300	2.4760	2.6522
1301	2.5152	2.6946
1302	2.5550	2.7377
1303	2.5956	2.7815
1304	2.6368	2.8261
1305	2.6787	2.8715
1306	2.7214	2.9177
1307	2.7648	2.9647
1308	2.8090	3.0125
1309	2.8540	3.0611
1310	2.8997	3.1106
1311	2.9462	3.1609
1312	2.9936	3.2122
1313	3.0418	3.2643
1314	3.0908	3.3173
1315	3.1407	3.3713

Table 11.C.23 (continuation five)

Scale Score	Spring 2018	Spring 2019
1316	3.1914	3.4262
1317	3.2431	3.4821
1318	3.2956	3.5389
1319	3.3491	3.5968
1320	3.4035	3.6557
1321	3.4589	3.7156
1322	3.5152	3.7765
1323	3.5726	3.8386
1324	3.6309	3.9017
1325	3.6903	3.9659
1326	3.7508	4.0313
1327	3.8123	4.0978
1328	3.8749	4.1655
1329	3.9386	4.2344
1330	4.0034	4.3045
1331	4.0694	4.3759
1332	4.1366	4.4485
1333	4.2050	4.5224
1334	4.2746	4.5976
1335	4.3454	4.6741
1336	4.4175	4.7520
1337	4.4909	4.8313
1338	4.5656	4.9120
1339	4.6416	4.9941
1340	4.7190	5.0777
1341	4.7978	5.1628
1342	4.8780	5.2494
1343	4.9596	5.3375
1344	5.0427	5.4272
1345	5.1273	5.5185
1346	5.2135	5.6115
1347	5.3012	5.7060
1348	5.3904	5.8023
1349	5.4813	5.9003
1350	5.5739	6.0001
1351	5.6681	6.1016
1352	5.7640	6.2050
1353	5.8617	6.3102
1354	5.9611	6.4172

Table 11.C.23 (continuation six)

Scale Score	Spring 2018	Spring 2019
1355	6.0624	6.5262
1356	6.1655	6.6372
1357	6.2704	6.7502
1358	6.3773	6.8651
1359	6.4862	6.9822
1360	6.5971	7.1013
1361	6.7099	7.2226
1362	6.8249	7.3461
1363	6.9420	7.4718
1364	7.0612	7.5998
1365	7.1826	7.7300
1366	7.3063	7.8626
1367	7.4323	7.9976
1368	7.5606	8.1351
1369	7.6912	8.2750
1370	7.8243	8.4174
1371	7.9599	8.5624
1372	8.0979	8.7100
1373	8.2386	8.8603
1374	8.3819	9.0133
1375	8.5278	9.1691
1376	8.6765	9.3277
1377	8.8279	9.4891
1378	8.9822	9.6535
1379	9.1394	9.8208
1380	9.2995	9.9912
1381	9.4626	10.1646
1382	9.6288	10.3412
1383	9.7981	10.5209
1384	9.9706	10.7039
1385	10.1464	10.8902
1386	10.3254	11.0799
1387	10.5079	11.2729
1388	10.6938	11.4695
1389	10.8832	11.6696
1390	11.0761	11.8733
1391	11.2728	12.0806
1392	11.4731	12.2917
1393	11.6772	12.5065

Table 11.C.23 (continuation seven)

Scale Score	Spring 2018	Spring 2019
1394	11.8852	12.7252
1395	12.0970	12.9478
1396	12.3129	13.1743
1397	12.5329	13.4049
1398	12.7570	13.6396
1399	12.9853	13.8785
1400	13.2179	14.1215
1401	13.4549	14.3689
1402	13.6963	14.6206
1403	13.9422	14.8767
1404	14.1927	15.1373
1405	14.4479	15.4025
1406	14.7079	15.6722
1407	14.9726	15.9466
1408	15.2422	16.2258
1409	15.5168	16.5097
1410	15.7965	16.7984
1411	16.0812	17.0921
1412	16.3711	17.3906
1413	16.6663	17.6942
1414	16.9668	18.0029
1415	17.2726	18.3167
1416	17.5839	18.6356
1417	17.9007	18.9597
1418	18.2230	19.2891
1419	18.5510	19.6237
1420	18.8847	19.9637
1421	19.2240	20.3090
1422	19.5691	20.6596
1423	19.9201	21.0157
1424	20.2769	21.3773
1425	20.6395	21.7442
1426	21.0081	22.1167
1427	21.3826	22.4945
1428	21.7630	22.8779
1429	22.1494	23.2667
1430	22.5418	23.6610
1431	22.9402	24.0607
1432	23.3445	24.4659

Table 11.C.23 (continuation eight)

Scale Score	Spring 2018	Spring 2019
1433	23.7548	24.8765
1434	24.1710	25.2924
1435	24.5932	25.7137
1436	25.0212	26.1403
1437	25.4550	26.5721
1438	25.8947	27.0091
1439	26.3401	27.4512
1440	26.7911	27.8984
1441	27.2478	28.3505
1442	27.7100	28.8075
1443	28.1776	29.2693
1444	28.6506	29.7358
1445	29.1289	30.2069
1446	29.6122	30.6825
1447	30.1006	31.1624
1448	30.5939	31.6466
1449	31.0919	32.1349
1450	31.5946	32.6271
1451	32.1017	33.1232
1452	32.6131	33.6230
1453	33.1287	34.1262
1454	33.6483	34.6329
1455	34.1717	35.1428
1456	34.6987	35.6557
1457	35.2293	36.1714
1458	35.7631	36.6899
1459	36.2999	37.2109
1460	36.8397	37.7343
1461	37.3822	38.2599
1462	37.9272	38.7874
1463	38.4745	39.3168
1464	39.0239	39.8479
1465	39.5751	40.3804
1466	40.1281	40.9142
1467	40.6826	41.4491
1468	41.2384	41.9849
1469	41.7953	42.5216
1470	42.3530	43.0588
1471	42.9115	43.5965

Table 11.C.23 (continuation nine)

Scale Score	Spring 2018	Spring 2019
1472	43.4704	44.1344
1473	44.0297	44.6725
1474	44.5890	45.2105
1475	45.1483	45.7483
1476	45.7074	46.2857
1477	46.2660	46.8227
1478	46.8240	47.3590
1479	47.3812	47.8946
1480	47.9375	48.4292
1481	48.4926	48.9629
1482	49.0465	49.4953
1483	49.5990	50.0265
1484	50.1498	50.5563
1485	50.6990	51.0846
1486	51.2463	51.6113
1487	51.7917	52.1363
1488	52.3349	52.6595
1489	52.8759	53.1808
1490	53.4145	53.7001
1491	53.9506	54.2173
1492	54.4842	54.7324
1493	55.0151	55.2453
1494	55.5432	55.7558
1495	56.0685	56.2640
1496	56.5908	56.7697
1497	57.1100	57.2729
1498	57.6261	57.7735
1499	58.1390	58.2715
1500	58.6487	58.7668
1501	59.1550	59.2594
1502	59.6579	59.7491
1503	60.1573	60.2360
1504	60.6532	60.7200
1505	61.1455	61.2010
1506	61.6342	61.6790
1507	62.1193	62.1540
1508	62.6006	62.6259
1509	63.0782	63.0946
1510	63.5520	63.5602

Table 11.C.23 (continuation 10)

Scale Score	Spring 2018	Spring 2019
1511	64.0219	64.0226
1512	64.4881	64.4817
1513	64.9503	64.9375
1514	65.4087	65.3900
1515	65.8631	65.8392
1516	66.3136	66.2850
1517	66.7601	66.7274
1518	67.2027	67.1663
1519	67.6412	67.6018
1520	68.0758	68.0337
1521	68.5063	68.4621
1522	68.9328	68.8870
1523	69.3553	69.3083
1524	69.7738	69.7259
1525	70.1882	70.1400
1526	70.5986	70.5504
1527	71.0049	70.9571
1528	71.4072	71.3602
1529	71.8054	71.7595
1530	72.1997	72.1551
1531	72.5898	72.5470
1532	72.9760	72.9351
1533	73.3581	73.3195
1534	73.7362	73.7001
1535	74.1103	74.0768
1536	74.4804	74.4498
1537	74.8465	74.8190
1538	75.2086	75.1844
1539	75.5667	75.5459
1540	75.9208	75.9036
1541	76.2710	76.2575
1542	76.6173	76.6076
1543	76.9596	76.9538
1544	77.2980	77.2961
1545	77.6325	77.6347
1546	77.9631	77.9694
1547	78.2899	78.3002
1548	78.6127	78.6273
1549	78.9317	78.9505

Table 11.C.23 (continuation 11)

Scale Score	Spring 2018	Spring 2019
1550	79.2469	79.2699
1551	79.5583	79.5854
1552	79.8659	79.8972
1553	80.1696	80.2052
1554	80.4697	80.5094
1555	80.7659	80.8098
1556	81.0585	81.1064
1557	81.3473	81.3993
1558	81.6324	81.6885
1559	81.9139	81.9740
1560	82.1917	82.2557
1561	82.4659	82.5338
1562	82.7365	82.8082
1563	83.0035	83.0789
1564	83.2669	83.3460
1565	83.5268	83.6095
1566	83.7832	83.8694
1567	84.0360	84.1257
1568	84.2854	84.3785
1569	84.5314	84.6277
1570	84.7739	84.8734
1571	85.0131	85.1157
1572	85.2488	85.3545
1573	85.4812	85.5899
1574	85.7103	85.8219
1575	85.9362	86.0505
1576	86.1587	86.2757
1577	86.3780	86.4977
1578	86.5942	86.7163
1579	86.8071	86.9317
1580	87.0169	87.1438
1581	87.2235	87.3528
1582	87.4271	87.5586
1583	87.6276	87.7612
1584	87.8251	87.9607
1585	88.0196	88.1571
1586	88.2112	88.3505
1587	88.3998	88.5409
1588	88.5854	88.7283

Table 11.C.23 (continuation 12)

Scale Score	Spring 2018	Spring 2019
1589	88.7683	88.9127
1590	88.9482	89.0942
1591	89.1254	89.2729
1592	89.2998	89.4486
1593	89.4714	89.6216
1594	89.6404	89.7917
1595	89.8066	89.9592
1596	89.9702	90.1239
1597	90.1312	90.2859
1598	90.2896	90.4452
1599	90.4455	90.6020
1600	90.5988	90.7561
1601	90.7497	90.9077
1602	90.8981	91.0568
1603	91.0441	91.2034
1604	91.1877	91.3476
1605	91.3289	91.4893
1606	91.4678	91.6287
1607	91.6045	91.7657
1608	91.7389	91.9004
1609	91.8710	92.0328
1610	92.0010	92.1630
1611	92.1288	92.2909
1612	92.2545	92.4167
1613	92.3781	92.5403
1614	92.4996	92.6618
1615	92.6191	92.7812
1616	92.7365	92.8986
1617	92.8520	93.0139
1618	92.9656	93.1273
1619	93.0772	93.2387
1620	93.1870	93.3481
1621	93.2949	93.4557
1622	93.4010	93.5614
1623	93.5053	93.6653
1624	93.6078	93.7673
1625	93.7085	93.8676
1626	93.8076	93.9661
1627	93.9050	94.0629

Table 11.C.23 (continuation 13)

Scale Score	Spring 2018	Spring 2019
1628	94.0007	94.1581
1629	94.0948	94.2515
1630	94.1873	94.3433
1631	94.2782	94.4336
1632	94.3676	94.5222
1633	94.4554	94.6093
1634	94.5418	94.6948
1635	94.6266	94.7789
1636	94.7101	94.8615
1637	94.7921	94.9426
1638	94.8727	95.0223
1639	94.9519	95.1006
1640	95.0298	95.1776
1641	95.1063	95.2531
1642	95.1815	95.3274
1643	95.2555	95.4004
1644	95.3282	95.4720
1645	95.3997	95.5425
1646	95.4699	95.6117
1647	95.5389	95.6796
1648	95.6068	95.7464
1649	95.6735	95.8120
1650	95.7391	95.8765
1651	95.8035	95.9398
1652	95.8669	96.0020
1653	95.9292	96.0632
1654	95.9904	96.1233
1655	96.0506	96.1823
1656	96.1097	96.2403
1657	96.1679	96.2973
1658	96.2251	96.3533
1659	96.2813	96.4083
1660	96.3366	96.4623
1661	96.3909	96.5155
1662	96.4443	96.5677
1663	96.4968	96.6190
1664	96.5484	96.6694
1665	96.5992	96.7189
1666	96.6491	96.7676

Table 11.C.23 (continuation 14)

Scale Score	Spring 2018	Spring 2019
1667	96.6981	96.8155
1668	96.7464	96.8625
1669	96.7938	96.9087
1670	96.8405	96.9541
1671	96.8863	96.9987
1672	96.9314	97.0426
1673	96.9757	97.0857
1674	97.0193	97.1281
1675	97.0622	97.1698
1676	97.1044	97.2107
1677	97.1458	97.2510
1678	97.1866	97.2905
1679	97.2267	97.3294
1680	97.2661	97.3677
1681	97.3049	97.4052
1682	97.3431	97.4422
1683	97.3806	97.4785
1684	97.4175	97.5142
1685	97.4538	97.5494
1686	97.4895	97.5839
1687	97.5246	97.6178
1688	97.5591	97.6512
1689	97.5931	97.6840
1690	97.6265	97.7163
1691	97.6594	97.7480
1692	97.6917	97.7793
1693	97.7235	97.8099
1694	97.7548	97.8401
1695	97.7856	97.8698
1696	97.8159	97.8990
1697	97.8457	97.9277
1698	97.8750	97.9559
1699	97.9038	97.9837
1700	97.9322	98.0110
1701	97.9601	98.0379
1702	97.9876	98.0644
1703	98.0146	98.0904
1704	98.0413	98.1159
1705	98.0674	98.1411

Table 11.C.23 (continuation 15)

Scale Score	Spring 2018	Spring 2019
1706	98.0932	98.1659
1707	98.1186	98.1902
1708	98.1435	98.2142
1709	98.1681	98.2378
1710	98.1922	98.2610
1711	98.2160	98.2838
1712	98.2394	98.3063
1713	98.2625	98.3284
1714	98.2852	98.3501
1715	98.3075	98.3715
1716	98.3295	98.3926
1717	98.3511	98.4133
1718	98.3724	98.4337
1719	98.3933	98.4538
1720	98.4140	98.4736
1721	98.4343	98.4930
1722	98.4543	98.5122
1723	98.4740	98.5310
1724	98.4934	98.5496
1725	98.5125	98.5678
1726	98.5313	98.5858
1727	98.5498	98.6035
1728	98.5680	98.6210
1729	98.5860	98.6381
1730	98.6036	98.6550
1731	98.6210	98.6716
1732	98.6382	98.6880
1733	98.6550	98.7042
1734	98.6717	98.7200
1735	98.6880	98.7357
1736	98.7042	98.7511
1737	98.7200	98.7663
1738	98.7357	98.7812
1739	98.7511	98.7959
1740	98.7663	98.8104
1741	98.7812	98.8247
1742	98.7960	98.8388
1743	98.8105	98.8526
1744	98.8248	98.8663

Table 11.C.23 (continuation 16)

Scale Score	Spring 2018	Spring 2019
1745	98.8388	98.8797
1746	98.8527	98.8929
1747	98.8664	98.9060
1748	98.8799	98.9188
1749	98.8931	98.9315
1750	98.9062	98.9440
1751	98.9191	98.9563
1752	98.9318	98.9684
1753	98.9443	98.9803
1754	98.9566	98.9921
1755	98.9688	99.0037
1756	98.9808	99.0151
1757	98.9926	99.0264
1758	99.0042	99.0375
1759	99.0157	99.0484
1760	99.0270	99.0592
1761	99.0381	99.0698
1762	99.0491	99.0803
1763	99.0599	99.0906
1764	99.0706	99.1008
1765	99.0811	99.1109
1766	99.0915	99.1208
1767	99.1017	99.1305
1768	99.1118	99.1401
1769	99.1217	99.1496
1770	99.1315	99.1590
1771	99.1412	99.1682
1772	99.1507	99.1773
1773	99.1601	99.1862
1774	99.1694	99.1951
1775	99.1785	99.2038
1776	99.1875	99.2124
1777	99.1964	99.2209
1778	99.2051	99.2293
1779	99.2138	99.2375
1780	99.2223	99.2456
1781	99.2307	99.2537
1782	99.2390	99.2616
1783	99.2472	99.2694

Table 11.C.23 (continuation 17)

Scale Score	Spring 2018	Spring 2019
1784	99.2553	99.2771
1785	99.2632	99.2847
1786	99.2711	99.2922
1787	99.2788	99.2996
1788	99.2865	99.3069
1789	99.2940	99.3141
1790	99.3015	99.3212
1791	99.3088	99.3282
1792	99.3160	99.3352
1793	99.3232	99.3420
1794	99.3302	99.3487
1795	99.3372	99.3554
1796	99.3441	99.3620
1797	99.3508	99.3685
1798	99.3575	99.3749
1799	99.3641	99.3812
1800	99.3707	99.3874

[Figure 11.C.12](#) presents the test characteristic curve for the written language skill for grade span six through eight. The data used to create this graph is found in the table that immediately follows, [Table 11.C.24](#).

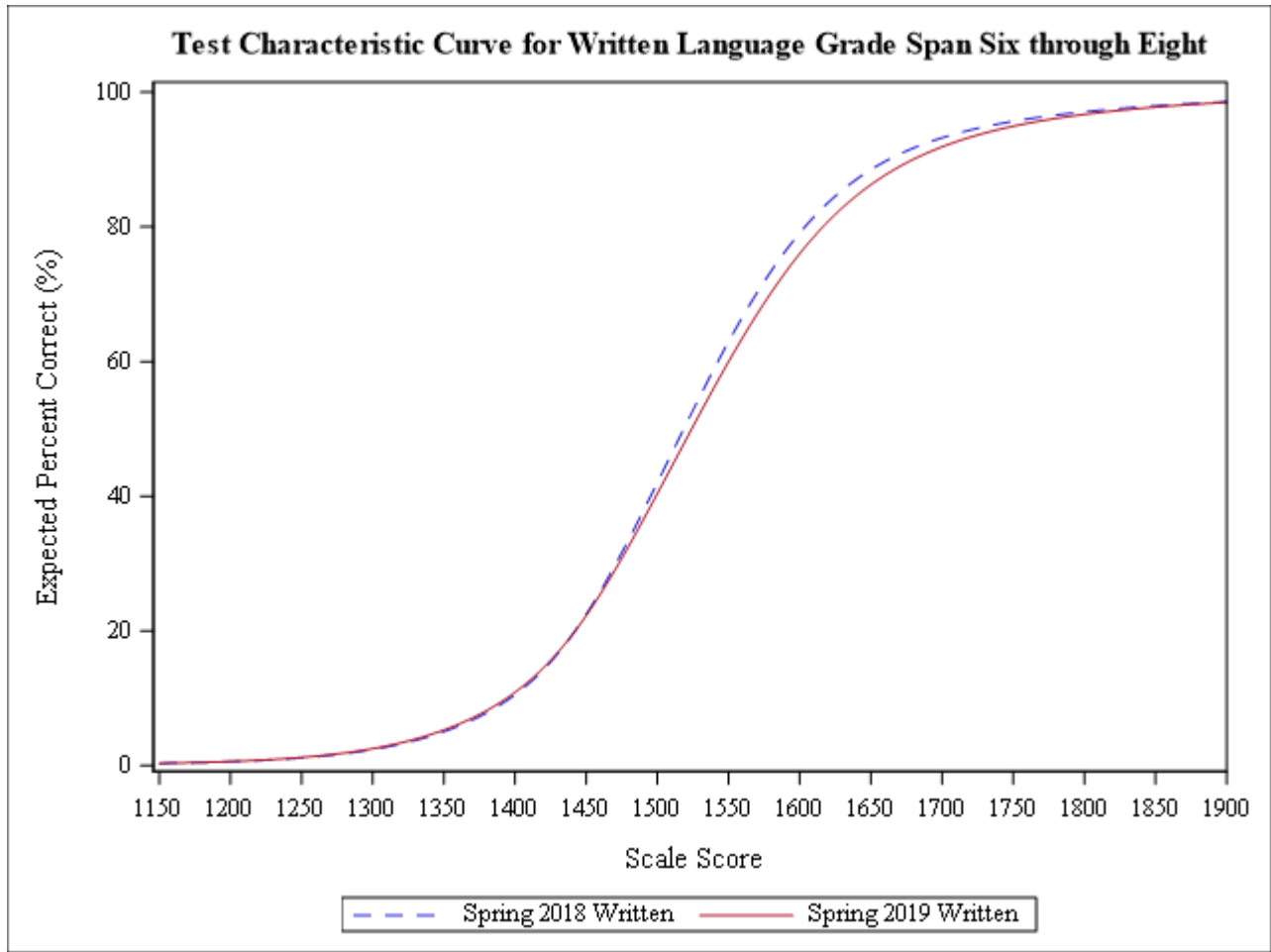


Figure 11.C.12 Test characteristic curve for grade span six through eight written language skill

Table 11.C.24 TCC Data for Grade Span Six Through Eight Written Language Skill

Scale Score	Spring 2018	Spring 2019
1150	0.3230	0.3380
1151	0.3266	0.3419
1152	0.3303	0.3458
1153	0.3340	0.3497
1154	0.3378	0.3538
1155	0.3417	0.3578
1156	0.3456	0.3620
1157	0.3495	0.3662
1158	0.3535	0.3704
1159	0.3576	0.3747

Table 11.C.24 (*continuation one*)

Scale Score	Spring 2018	Spring 2019
1160	0.3617	0.3791
1161	0.3659	0.3835
1162	0.3701	0.3880
1163	0.3744	0.3926
1164	0.3788	0.3972
1165	0.3832	0.4019
1166	0.3877	0.4067
1167	0.3922	0.4115
1168	0.3969	0.4164
1169	0.4015	0.4214
1170	0.4063	0.4264
1171	0.4111	0.4315
1172	0.4160	0.4367
1173	0.4210	0.4420
1174	0.4260	0.4473
1175	0.4311	0.4527
1176	0.4363	0.4582
1177	0.4416	0.4638
1178	0.4469	0.4695
1179	0.4523	0.4752
1180	0.4578	0.4810
1181	0.4634	0.4870
1182	0.4690	0.4930
1183	0.4748	0.4990
1184	0.4806	0.5052
1185	0.4865	0.5115
1186	0.4925	0.5179
1187	0.4986	0.5243
1188	0.5048	0.5309
1189	0.5111	0.5376
1190	0.5175	0.5443
1191	0.5239	0.5512
1192	0.5305	0.5582
1193	0.5372	0.5652
1194	0.5439	0.5724
1195	0.5508	0.5797
1196	0.5578	0.5871
1197	0.5648	0.5946
1198	0.5720	0.6022

Table 11.C.24 (*continuation two*)

Scale Score	Spring 2018	Spring 2019
1199	0.5793	0.6100
1200	0.5867	0.6178
1201	0.5943	0.6258
1202	0.6019	0.6339
1203	0.6097	0.6421
1204	0.6175	0.6505
1205	0.6255	0.6589
1206	0.6337	0.6676
1207	0.6419	0.6763
1208	0.6503	0.6852
1209	0.6588	0.6942
1210	0.6674	0.7033
1211	0.6762	0.7126
1212	0.6851	0.7221
1213	0.6941	0.7317
1214	0.7033	0.7414
1215	0.7126	0.7513
1216	0.7221	0.7613
1217	0.7318	0.7715
1218	0.7415	0.7819
1219	0.7515	0.7924
1220	0.7615	0.8031
1221	0.7718	0.8140
1222	0.7822	0.8250
1223	0.7928	0.8362
1224	0.8035	0.8475
1225	0.8144	0.8591
1226	0.8255	0.8708
1227	0.8367	0.8827
1228	0.8482	0.8948
1229	0.8598	0.9071
1230	0.8716	0.9196
1231	0.8836	0.9323
1232	0.8957	0.9452
1233	0.9081	0.9583
1234	0.9207	0.9716
1235	0.9334	0.9851
1236	0.9464	0.9988
1237	0.9596	1.0128

Table 11.C.24 (continuation three)

Scale Score	Spring 2018	Spring 2019
1238	0.9730	1.0269
1239	0.9866	1.0413
1240	1.0004	1.0560
1241	1.0144	1.0708
1242	1.0287	1.0859
1243	1.0432	1.1012
1244	1.0579	1.1168
1245	1.0729	1.1326
1246	1.0880	1.1487
1247	1.1035	1.1650
1248	1.1192	1.1816
1249	1.1351	1.1984
1250	1.1513	1.2155
1251	1.1678	1.2329
1252	1.1845	1.2506
1253	1.2015	1.2685
1254	1.2187	1.2868
1255	1.2363	1.3053
1256	1.2541	1.3241
1257	1.2722	1.3432
1258	1.2906	1.3627
1259	1.3092	1.3824
1260	1.3282	1.4024
1261	1.3475	1.4228
1262	1.3671	1.4435
1263	1.3870	1.4645
1264	1.4072	1.4859
1265	1.4278	1.5075
1266	1.4487	1.5296
1267	1.4699	1.5520
1268	1.4914	1.5747
1269	1.5133	1.5978
1270	1.5356	1.6213
1271	1.5582	1.6451
1272	1.5811	1.6693
1273	1.6044	1.6939
1274	1.6281	1.7189
1275	1.6522	1.7443
1276	1.6766	1.7700

Table 11.C.24 (continuation four)

Scale Score	Spring 2018	Spring 2019
1277	1.7015	1.7962
1278	1.7267	1.8228
1279	1.7523	1.8498
1280	1.7784	1.8773
1281	1.8048	1.9051
1282	1.8317	1.9334
1283	1.8590	1.9622
1284	1.8867	1.9914
1285	1.9149	2.0210
1286	1.9434	2.0511
1287	1.9725	2.0817
1288	2.0020	2.1128
1289	2.0320	2.1443
1290	2.0624	2.1763
1291	2.0933	2.2089
1292	2.1247	2.2419
1293	2.1565	2.2754
1294	2.1889	2.3095
1295	2.2218	2.3440
1296	2.2552	2.3792
1297	2.2890	2.4148
1298	2.3235	2.4510
1299	2.3584	2.4877
1300	2.3939	2.5250
1301	2.4299	2.5629
1302	2.4665	2.6014
1303	2.5037	2.6404
1304	2.5414	2.6800
1305	2.5797	2.7202
1306	2.6185	2.7611
1307	2.6580	2.8025
1308	2.6981	2.8446
1309	2.7387	2.8873
1310	2.7800	2.9306
1311	2.8219	2.9746
1312	2.8644	3.0192
1313	2.9076	3.0645
1314	2.9515	3.1105
1315	2.9959	3.1572

Table 11.C.24 (continuation five)

Scale Score	Spring 2018	Spring 2019
1316	3.0411	3.2045
1317	3.0869	3.2526
1318	3.1334	3.3013
1319	3.1806	3.3508
1320	3.2285	3.4010
1321	3.2771	3.4519
1322	3.3265	3.5036
1323	3.3765	3.5561
1324	3.4273	3.6093
1325	3.4789	3.6632
1326	3.5312	3.7180
1327	3.5843	3.7735
1328	3.6381	3.8299
1329	3.6928	3.8871
1330	3.7482	3.9450
1331	3.8045	4.0039
1332	3.8616	4.0635
1333	3.9195	4.1241
1334	3.9783	4.1854
1335	4.0379	4.2477
1336	4.0983	4.3109
1337	4.1597	4.3749
1338	4.2219	4.4399
1339	4.2851	4.5058
1340	4.3491	4.5726
1341	4.4141	4.6404
1342	4.4801	4.7091
1343	4.5469	4.7788
1344	4.6148	4.8494
1345	4.6836	4.9211
1346	4.7534	4.9938
1347	4.8242	5.0675
1348	4.8961	5.1423
1349	4.9690	5.2180
1350	5.0429	5.2949
1351	5.1179	5.3728
1352	5.1940	5.4519
1353	5.2712	5.5320
1354	5.3495	5.6132

Table 11.C.24 (continuation six)

Scale Score	Spring 2018	Spring 2019
1355	5.4289	5.6956
1356	5.5095	5.7792
1357	5.5912	5.8639
1358	5.6742	5.9498
1359	5.7583	6.0369
1360	5.8437	6.1252
1361	5.9303	6.2148
1362	6.0182	6.3056
1363	6.1073	6.3977
1364	6.1978	6.4911
1365	6.2896	6.5857
1366	6.3827	6.6818
1367	6.4772	6.7791
1368	6.5731	6.8779
1369	6.6704	6.9780
1370	6.7691	7.0795
1371	6.8693	7.1825
1372	6.9710	7.2869
1373	7.0743	7.3928
1374	7.1790	7.5002
1375	7.2854	7.6091
1376	7.3933	7.7196
1377	7.5029	7.8316
1378	7.6141	7.9452
1379	7.7270	8.0605
1380	7.8416	8.1774
1381	7.9580	8.2960
1382	8.0761	8.4162
1383	8.1961	8.5382
1384	8.3179	8.6620
1385	8.4416	8.7875
1386	8.5673	8.9148
1387	8.6948	9.0440
1388	8.8244	9.1751
1389	8.9560	9.3080
1390	9.0897	9.4429
1391	9.2254	9.5797
1392	9.3634	9.7186
1393	9.5035	9.8594

Table 11.C.24 (continuation seven)

Scale Score	Spring 2018	Spring 2019
1394	9.6458	10.0023
1395	9.7904	10.1473
1396	9.9373	10.2945
1397	10.0866	10.4438
1398	10.2382	10.5953
1399	10.3924	10.7490
1400	10.5489	10.9049
1401	10.7081	11.0632
1402	10.8698	11.2238
1403	11.0341	11.3868
1404	11.2011	11.5522
1405	11.3709	11.7200
1406	11.5434	11.8903
1407	11.7187	12.0631
1408	11.8969	12.2385
1409	12.0780	12.4164
1410	12.2620	12.5970
1411	12.4491	12.7802
1412	12.6392	12.9661
1413	12.8324	13.1548
1414	13.0288	13.3462
1415	13.2283	13.5404
1416	13.4311	13.7375
1417	13.6372	13.9374
1418	13.8466	14.1402
1419	14.0594	14.3460
1420	14.2756	14.5547
1421	14.4952	14.7664
1422	14.7183	14.9811
1423	14.9450	15.1989
1424	15.1752	15.4198
1425	15.4091	15.6438
1426	15.6465	15.8709
1427	15.8877	16.1012
1428	16.1325	16.3346
1429	16.3810	16.5712
1430	16.6333	16.8111
1431	16.8893	17.0542
1432	17.1491	17.3005

Table 11.C.24 (continuation eight)

Scale Score	Spring 2018	Spring 2019
1433	17.4127	17.5501
1434	17.6800	17.8030
1435	17.9512	18.0591
1436	18.2262	18.3186
1437	18.5050	18.5813
1438	18.7876	18.8473
1439	19.0740	19.1166
1440	19.3642	19.3891
1441	19.6582	19.6650
1442	19.9559	19.9441
1443	20.2574	20.2265
1444	20.5627	20.5121
1445	20.8716	20.8010
1446	21.1842	21.0930
1447	21.5004	21.3883
1448	21.8202	21.6867
1449	22.1436	21.9882
1450	22.4705	22.2929
1451	22.8009	22.6006
1452	23.1347	22.9113
1453	23.4719	23.2251
1454	23.8124	23.5418
1455	24.1562	23.8614
1456	24.5032	24.1839
1457	24.8534	24.5093
1458	25.2067	24.8374
1459	25.5631	25.1683
1460	25.9224	25.5018
1461	26.2847	25.8380
1462	26.6499	26.1768
1463	27.0178	26.5181
1464	27.3885	26.8619
1465	27.7619	27.2081
1466	28.1379	27.5567
1467	28.5164	27.9075
1468	28.8974	28.2606
1469	29.2809	28.6159
1470	29.6667	28.9734
1471	30.0548	29.3329

Table 11.C.24 (*continuation nine*)

Scale Score	Spring 2018	Spring 2019
1472	30.4451	29.6944
1473	30.8377	30.0579
1474	31.2323	30.4232
1475	31.6289	30.7904
1476	32.0276	31.1594
1477	32.4282	31.5301
1478	32.8306	31.9025
1479	33.2348	32.2765
1480	33.6408	32.6520
1481	34.0485	33.0290
1482	34.4578	33.4075
1483	34.8687	33.7873
1484	35.2810	34.1685
1485	35.6948	34.5510
1486	36.1100	34.9347
1487	36.5266	35.3195
1488	36.9444	35.7055
1489	37.3634	36.0926
1490	37.7836	36.4807
1491	38.2049	36.8698
1492	38.6272	37.2598
1493	39.0505	37.6506
1494	39.4747	38.0423
1495	39.8998	38.4348
1496	40.3257	38.8280
1497	40.7524	39.2220
1498	41.1798	39.6165
1499	41.6078	40.0117
1500	42.0363	40.4074
1501	42.4654	40.8037
1502	42.8950	41.2004
1503	43.3250	41.5975
1504	43.7553	41.9950
1505	44.1859	42.3929
1506	44.6168	42.7910
1507	45.0478	43.1895
1508	45.4789	43.5881
1509	45.9101	43.9869
1510	46.3413	44.3858

Table 11.C.24 (continuation 10)

Scale Score	Spring 2018	Spring 2019
1511	46.7725	44.7848
1512	47.2035	45.1839
1513	47.6344	45.5829
1514	48.0650	45.9819
1515	48.4953	46.3809
1516	48.9253	46.7797
1517	49.3549	47.1783
1518	49.7840	47.5768
1519	50.2127	47.9750
1520	50.6407	48.3729
1521	51.0682	48.7705
1522	51.4949	49.1677
1523	51.9209	49.5645
1524	52.3462	49.9608
1525	52.7706	50.3567
1526	53.1940	50.7520
1527	53.6166	51.1468
1528	54.0381	51.5409
1529	54.4586	51.9344
1530	54.8780	52.3272
1531	55.2962	52.7193
1532	55.7132	53.1106
1533	56.1289	53.5011
1534	56.5433	53.8907
1535	56.9563	54.2794
1536	57.3680	54.6672
1537	57.7782	55.0540
1538	58.1868	55.4398
1539	58.5939	55.8246
1540	58.9994	56.2083
1541	59.4033	56.5908
1542	59.8055	56.9722
1543	60.2059	57.3523
1544	60.6045	57.7313
1545	61.0013	58.1089
1546	61.3963	58.4852
1547	61.7893	58.8602
1548	62.1804	59.2338
1549	62.5695	59.6060

Table 11.C.24 (continuation 11)

Scale Score	Spring 2018	Spring 2019
1550	62.9565	59.9767
1551	63.3415	60.3459
1552	63.7244	60.7136
1553	64.1051	61.0797
1554	64.4836	61.4442
1555	64.8600	61.8071
1556	65.2340	62.1684
1557	65.6058	62.5279
1558	65.9752	62.8857
1559	66.3423	63.2417
1560	66.7070	63.5960
1561	67.0693	63.9484
1562	67.4292	64.2990
1563	67.7866	64.6477
1564	68.1414	64.9945
1565	68.4938	65.3393
1566	68.8435	65.6822
1567	69.1907	66.0231
1568	69.5353	66.3620
1569	69.8773	66.6988
1570	70.2166	67.0336
1571	70.5533	67.3663
1572	70.8873	67.6969
1573	71.2185	68.0253
1574	71.5470	68.3516
1575	71.8728	68.6756
1576	72.1958	68.9975
1577	72.5161	69.3172
1578	72.8335	69.6346
1579	73.1481	69.9498
1580	73.4600	70.2627
1581	73.7690	70.5733
1582	74.0751	70.8815
1583	74.3784	71.1875
1584	74.6789	71.4911
1585	74.9765	71.7924
1586	75.2712	72.0913
1587	75.5630	72.3878
1588	75.8520	72.6819

Table 11.C.24 (continuation 12)

Scale Score	Spring 2018	Spring 2019
1589	76.1381	72.9736
1590	76.4212	73.2630
1591	76.7015	73.5498
1592	76.9790	73.8343
1593	77.2535	74.1163
1594	77.5251	74.3959
1595	77.7939	74.6730
1596	78.0597	74.9477
1597	78.3227	75.2199
1598	78.5828	75.4897
1599	78.8401	75.7569
1600	79.0944	76.0218
1601	79.3460	76.2841
1602	79.5946	76.5440
1603	79.8405	76.8014
1604	80.0835	77.0563
1605	80.3237	77.3087
1606	80.5610	77.5587
1607	80.7956	77.8063
1608	81.0274	78.0513
1609	81.2564	78.2939
1610	81.4827	78.5341
1611	81.7062	78.7718
1612	81.9270	79.0071
1613	82.1451	79.2399
1614	82.3605	79.4703
1615	82.5732	79.6983
1616	82.7832	79.9239
1617	82.9906	80.1471
1618	83.1954	80.3679
1619	83.3976	80.5863
1620	83.5972	80.8024
1621	83.7942	81.0161
1622	83.9886	81.2274
1623	84.1806	81.4364
1624	84.3700	81.6431
1625	84.5570	81.8475
1626	84.7415	82.0496
1627	84.9236	82.2494

Table 11.C.24 (continuation 13)

Scale Score	Spring 2018	Spring 2019
1628	85.1032	82.4470
1629	85.2805	82.6423
1630	85.4553	82.8354
1631	85.6279	83.0262
1632	85.7981	83.2149
1633	85.9660	83.4013
1634	86.1317	83.5856
1635	86.2950	83.7678
1636	86.4562	83.9478
1637	86.6152	84.1257
1638	86.7719	84.3015
1639	86.9266	84.4752
1640	87.0791	84.6468
1641	87.2295	84.8164
1642	87.3778	84.9840
1643	87.5241	85.1496
1644	87.6683	85.3132
1645	87.8105	85.4748
1646	87.9508	85.6344
1647	88.0891	85.7921
1648	88.2254	85.9479
1649	88.3599	86.1018
1650	88.4925	86.2539
1651	88.6232	86.4040
1652	88.7521	86.5524
1653	88.8792	86.6989
1654	89.0045	86.8436
1655	89.1280	86.9866
1656	89.2499	87.1278
1657	89.3700	87.2672
1658	89.4884	87.4049
1659	89.6051	87.5410
1660	89.7202	87.6753
1661	89.8337	87.8080
1662	89.9456	87.9390
1663	90.0560	88.0684
1664	90.1648	88.1963
1665	90.2720	88.3225
1666	90.3778	88.4471

Table 11.C.24 (continuation 14)

Scale Score	Spring 2018	Spring 2019
1667	90.4821	88.5702
1668	90.5849	88.6918
1669	90.6863	88.8119
1670	90.7862	88.9305
1671	90.8848	89.0476
1672	90.9820	89.1632
1673	91.0778	89.2774
1674	91.1724	89.3902
1675	91.2656	89.5016
1676	91.3575	89.6116
1677	91.4481	89.7202
1678	91.5375	89.8275
1679	91.6256	89.9335
1680	91.7126	90.0381
1681	91.7983	90.1415
1682	91.8829	90.2435
1683	91.9663	90.3443
1684	92.0486	90.4439
1685	92.1297	90.5422
1686	92.2097	90.6393
1687	92.2887	90.7352
1688	92.3666	90.8300
1689	92.4434	90.9235
1690	92.5192	91.0159
1691	92.5940	91.1072
1692	92.6678	91.1973
1693	92.7406	91.2864
1694	92.8124	91.3743
1695	92.8832	91.4612
1696	92.9532	91.5470
1697	93.0222	91.6318
1698	93.0902	91.7155
1699	93.1574	91.7982
1700	93.2237	91.8799
1701	93.2892	91.9606
1702	93.3537	92.0403
1703	93.4175	92.1191
1704	93.4804	92.1969
1705	93.5425	92.2738

Table 11.C.24 (continuation 15)

Scale Score	Spring 2018	Spring 2019
1706	93.6038	92.3497
1707	93.6643	92.4248
1708	93.7240	92.4989
1709	93.7830	92.5721
1710	93.8412	92.6445
1711	93.8987	92.7160
1712	93.9555	92.7866
1713	94.0115	92.8565
1714	94.0669	92.9254
1715	94.1215	92.9936
1716	94.1755	93.0609
1717	94.2288	93.1275
1718	94.2814	93.1933
1719	94.3334	93.2582
1720	94.3847	93.3225
1721	94.4354	93.3859
1722	94.4855	93.4487
1723	94.5350	93.5107
1724	94.5839	93.5720
1725	94.6322	93.6325
1726	94.6799	93.6924
1727	94.7271	93.7515
1728	94.7736	93.8100
1729	94.8197	93.8678
1730	94.8652	93.9250
1731	94.9101	93.9815
1732	94.9545	94.0373
1733	94.9984	94.0925
1734	95.0418	94.1471
1735	95.0847	94.2010
1736	95.1271	94.2543
1737	95.1690	94.3071
1738	95.2104	94.3592
1739	95.2513	94.4107
1740	95.2918	94.4617
1741	95.3318	94.5121
1742	95.3714	94.5619
1743	95.4105	94.6112
1744	95.4492	94.6599

Table 11.C.24 (continuation 16)

Scale Score	Spring 2018	Spring 2019
1745	95.4874	94.7081
1746	95.5252	94.7557
1747	95.5626	94.8028
1748	95.5996	94.8494
1749	95.6362	94.8955
1750	95.6724	94.9411
1751	95.7082	94.9861
1752	95.7436	95.0307
1753	95.7786	95.0748
1754	95.8132	95.1184
1755	95.8475	95.1616
1756	95.8814	95.2042
1757	95.9149	95.2464
1758	95.9481	95.2882
1759	95.9810	95.3295
1760	96.0134	95.3704
1761	96.0456	95.4108
1762	96.0774	95.4508
1763	96.1089	95.4903
1764	96.1400	95.5295
1765	96.1709	95.5682
1766	96.2014	95.6065
1767	96.2316	95.6444
1768	96.2615	95.6819
1769	96.2911	95.7190
1770	96.3204	95.7558
1771	96.3494	95.7921
1772	96.3781	95.8281
1773	96.4065	95.8637
1774	96.4346	95.8989
1775	96.4625	95.9338
1776	96.4901	95.9683
1777	96.5174	96.0024
1778	96.5444	96.0362
1779	96.5712	96.0696
1780	96.5977	96.1028
1781	96.6240	96.1355
1782	96.6500	96.1680
1783	96.6758	96.2001

Table 11.C.24 (continuation 17)

Scale Score	Spring 2018	Spring 2019
1784	96.7013	96.2318
1785	96.7265	96.2633
1786	96.7516	96.2944
1787	96.7764	96.3253
1788	96.8009	96.3558
1789	96.8252	96.3860
1790	96.8493	96.4159
1791	96.8732	96.4455
1792	96.8969	96.4748
1793	96.9203	96.5039
1794	96.9435	96.5326
1795	96.9665	96.5611
1796	96.9893	96.5893
1797	97.0119	96.6172
1798	97.0342	96.6448
1799	97.0564	96.6722
1800	97.0784	96.6993
1801	97.1002	96.7261
1802	97.1217	96.7527
1803	97.1431	96.7790
1804	97.1643	96.8050
1805	97.1853	96.8309
1806	97.2061	96.8564
1807	97.2268	96.8817
1808	97.2472	96.9068
1809	97.2675	96.9316
1810	97.2876	96.9563
1811	97.3075	96.9806
1812	97.3273	97.0048
1813	97.3468	97.0287
1814	97.3662	97.0524
1815	97.3855	97.0758
1816	97.4045	97.0991
1817	97.4235	97.1221
1818	97.4422	97.1449
1819	97.4608	97.1675
1820	97.4792	97.1899
1821	97.4975	97.2121
1822	97.5156	97.2340

Table 11.C.24 (continuation 18)

Scale Score	Spring 2018	Spring 2019
1823	97.5336	97.2558
1824	97.5514	97.2774
1825	97.5691	97.2987
1826	97.5866	97.3199
1827	97.6040	97.3409
1828	97.6212	97.3617
1829	97.6383	97.3823
1830	97.6552	97.4027
1831	97.6720	97.4229
1832	97.6887	97.4430
1833	97.7052	97.4629
1834	97.7216	97.4825
1835	97.7379	97.5020
1836	97.7540	97.5214
1837	97.7700	97.5405
1838	97.7859	97.5595
1839	97.8016	97.5784
1840	97.8172	97.5970
1841	97.8327	97.6155
1842	97.8481	97.6338
1843	97.8634	97.6520
1844	97.8785	97.6700
1845	97.8935	97.6878
1846	97.9084	97.7055
1847	97.9231	97.7230
1848	97.9378	97.7404
1849	97.9523	97.7576
1850	97.9667	97.7747
1851	97.9810	97.7916
1852	97.9952	97.8084
1853	98.0093	97.8251
1854	98.0233	97.8416
1855	98.0372	97.8579
1856	98.0509	97.8741
1857	98.0646	97.8902
1858	98.0781	97.9061
1859	98.0915	97.9219
1860	98.1049	97.9376
1861	98.1181	97.9531

Table 11.C.24 (continuation 19)

Scale Score	Spring 2018	Spring 2019
1862	98.1313	97.9685
1863	98.1443	97.9837
1864	98.1572	97.9989
1865	98.1700	98.0139
1866	98.1828	98.0287
1867	98.1954	98.0435
1868	98.2080	98.0581
1869	98.2204	98.0726
1870	98.2328	98.0870
1871	98.2450	98.1013
1872	98.2572	98.1154
1873	98.2693	98.1294
1874	98.2813	98.1433
1875	98.2932	98.1571
1876	98.3050	98.1708
1877	98.3167	98.1844
1878	98.3283	98.1978
1879	98.3399	98.2111
1880	98.3513	98.2244
1881	98.3627	98.2375
1882	98.3740	98.2505
1883	98.3852	98.2634
1884	98.3963	98.2762
1885	98.4074	98.2889
1886	98.4183	98.3015
1887	98.4292	98.3140
1888	98.4400	98.3264
1889	98.4507	98.3386
1890	98.4614	98.3508
1891	98.4719	98.3629
1892	98.4824	98.3749
1893	98.4928	98.3868
1894	98.5032	98.3986
1895	98.5134	98.4103
1896	98.5236	98.4219
1897	98.5337	98.4334
1898	98.5437	98.4448
1899	98.5537	98.4561
1900	98.5636	98.4674

[Figure 11.C.13](#) presents the test characteristic curve for the written language skill for grade span nine and ten. The data used to create this graph is found in the table that immediately follows, [Table 11.C.25](#).

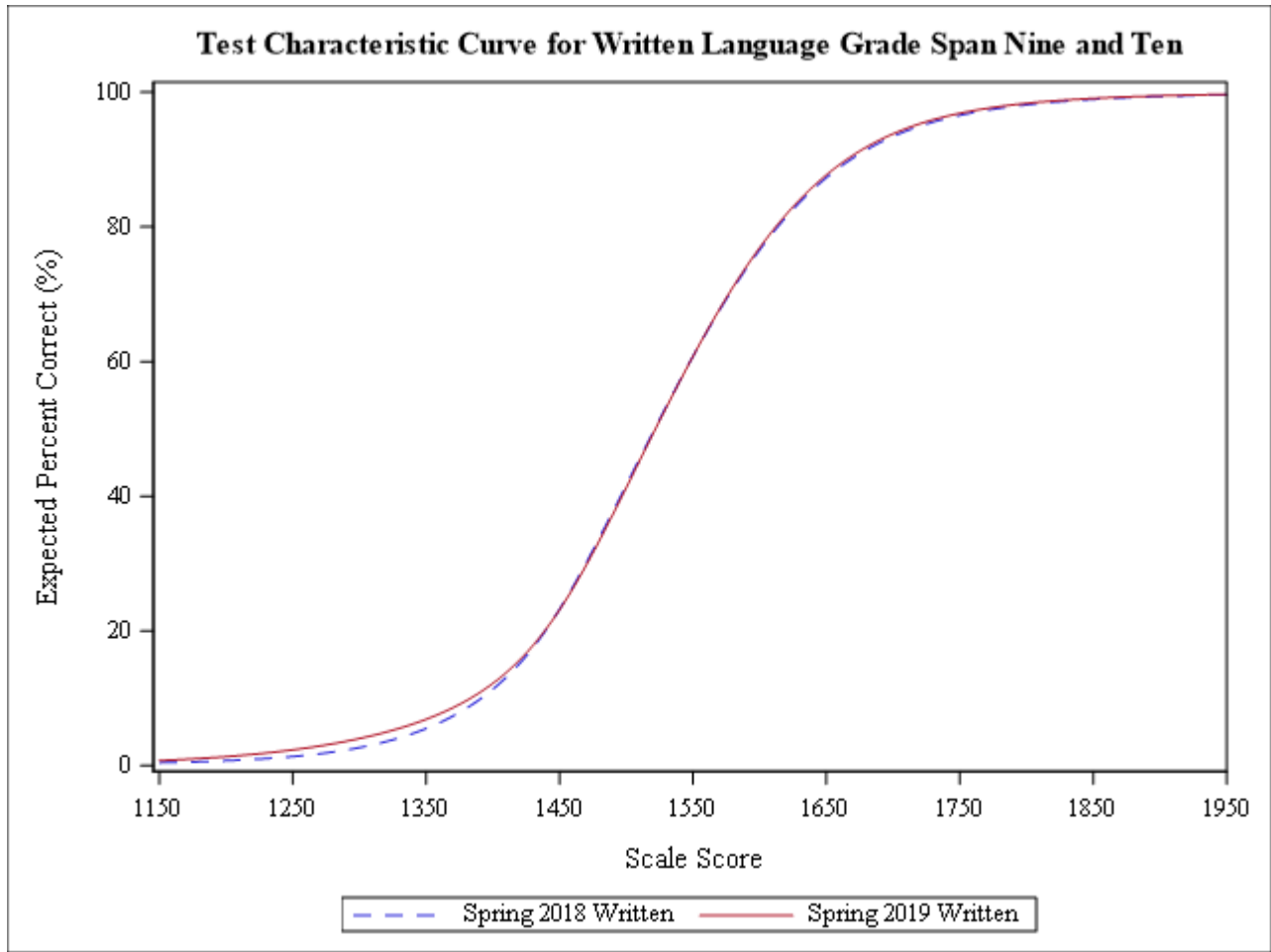


Figure 11.C.13 Test characteristic curve for grade span nine and ten written language skill

Table 11.C.25 TCC Data for Grade Span Nine and Ten Written Language Skill

Scale Score	Spring 2018	Spring 2019
1150	0.4210	0.7508
1151	0.4253	0.7594
1152	0.4297	0.7682
1153	0.4342	0.7770
1154	0.4387	0.7859
1155	0.4432	0.7949
1156	0.4479	0.8041
1157	0.4526	0.8133
1158	0.4573	0.8227
1159	0.4621	0.8321

Table 11.C.25 (continuation one)

Scale Score	Spring 2018	Spring 2019
1160	0.4670	0.8417
1161	0.4719	0.8514
1162	0.4769	0.8612
1163	0.4820	0.8711
1164	0.4872	0.8812
1165	0.4924	0.8913
1166	0.4976	0.9016
1167	0.5030	0.9120
1168	0.5084	0.9225
1169	0.5139	0.9331
1170	0.5195	0.9439
1171	0.5251	0.9548
1172	0.5308	0.9658
1173	0.5366	0.9769
1174	0.5425	0.9882
1175	0.5484	0.9996
1176	0.5544	1.0111
1177	0.5605	1.0228
1178	0.5667	1.0346
1179	0.5730	1.0465
1180	0.5794	1.0586
1181	0.5858	1.0708
1182	0.5924	1.0831
1183	0.5990	1.0956
1184	0.6057	1.1082
1185	0.6125	1.1210
1186	0.6194	1.1340
1187	0.6264	1.1470
1188	0.6336	1.1602
1189	0.6408	1.1736
1190	0.6481	1.1871
1191	0.6555	1.2008
1192	0.6630	1.2146
1193	0.6706	1.2286
1194	0.6783	1.2428
1195	0.6861	1.2571
1196	0.6941	1.2716
1197	0.7021	1.2862
1198	0.7103	1.3010

Table 11.C.25 (continuation two)

Scale Score	Spring 2018	Spring 2019
1199	0.7186	1.3159
1200	0.7270	1.3311
1201	0.7355	1.3463
1202	0.7441	1.3618
1203	0.7529	1.3774
1204	0.7618	1.3933
1205	0.7708	1.4092
1206	0.7799	1.4254
1207	0.7892	1.4417
1208	0.7986	1.4583
1209	0.8082	1.4750
1210	0.8179	1.4919
1211	0.8277	1.5089
1212	0.8377	1.5262
1213	0.8478	1.5436
1214	0.8581	1.5613
1215	0.8685	1.5791
1216	0.8790	1.5971
1217	0.8898	1.6153
1218	0.9006	1.6337
1219	0.9117	1.6524
1220	0.9229	1.6712
1221	0.9343	1.6902
1222	0.9458	1.7094
1223	0.9575	1.7288
1224	0.9694	1.7485
1225	0.9814	1.7683
1226	0.9937	1.7884
1227	1.0061	1.8087
1228	1.0187	1.8292
1229	1.0315	1.8499
1230	1.0445	1.8708
1231	1.0577	1.8919
1232	1.0710	1.9133
1233	1.0846	1.9349
1234	1.0984	1.9567
1235	1.1124	1.9788
1236	1.1266	2.0011
1237	1.1410	2.0236

Table 11.C.25 (continuation three)

Scale Score	Spring 2018	Spring 2019
1238	1.1556	2.0464
1239	1.1705	2.0694
1240	1.1856	2.0926
1241	1.2009	2.1161
1242	1.2164	2.1398
1243	1.2322	2.1638
1244	1.2482	2.1880
1245	1.2645	2.2125
1246	1.2810	2.2372
1247	1.2977	2.2622
1248	1.3147	2.2874
1249	1.3320	2.3129
1250	1.3495	2.3387
1251	1.3674	2.3647
1252	1.3854	2.3910
1253	1.4038	2.4175
1254	1.4224	2.4444
1255	1.4414	2.4715
1256	1.4606	2.4989
1257	1.4801	2.5265
1258	1.4999	2.5545
1259	1.5200	2.5827
1260	1.5404	2.6113
1261	1.5612	2.6401
1262	1.5822	2.6692
1263	1.6036	2.6986
1264	1.6253	2.7283
1265	1.6474	2.7583
1266	1.6698	2.7886
1267	1.6925	2.8192
1268	1.7156	2.8501
1269	1.7390	2.8814
1270	1.7629	2.9129
1271	1.7870	2.9448
1272	1.8116	2.9770
1273	1.8365	3.0095
1274	1.8618	3.0424
1275	1.8875	3.0756
1276	1.9136	3.1091

Table 11.C.25 (continuation four)

Scale Score	Spring 2018	Spring 2019
1277	1.9402	3.1430
1278	1.9671	3.1772
1279	1.9944	3.2117
1280	2.0222	3.2467
1281	2.0504	3.2819
1282	2.0790	3.3175
1283	2.1081	3.3535
1284	2.1376	3.3899
1285	2.1676	3.4266
1286	2.1980	3.4637
1287	2.2289	3.5011
1288	2.2603	3.5390
1289	2.2922	3.5772
1290	2.3246	3.6158
1291	2.3574	3.6549
1292	2.3908	3.6943
1293	2.4247	3.7341
1294	2.4591	3.7744
1295	2.4941	3.8150
1296	2.5296	3.8561
1297	2.5656	3.8976
1298	2.6022	3.9395
1299	2.6393	3.9819
1300	2.6770	4.0246
1301	2.7153	4.0679
1302	2.7542	4.1116
1303	2.7937	4.1557
1304	2.8338	4.2003
1305	2.8745	4.2454
1306	2.9158	4.2910
1307	2.9577	4.3370
1308	3.0003	4.3835
1309	3.0436	4.4305
1310	3.0875	4.4780
1311	3.1320	4.5260
1312	3.1773	4.5746
1313	3.2232	4.6236
1314	3.2699	4.6732
1315	3.3172	4.7233

Table 11.C.25 (continuation five)

Scale Score	Spring 2018	Spring 2019
1316	3.3652	4.7739
1317	3.4140	4.8251
1318	3.4635	4.8769
1319	3.5138	4.9292
1320	3.5648	4.9821
1321	3.6166	5.0356
1322	3.6692	5.0896
1323	3.7225	5.1443
1324	3.7767	5.1995
1325	3.8317	5.2554
1326	3.8874	5.3119
1327	3.9441	5.3690
1328	4.0015	5.4268
1329	4.0599	5.4852
1330	4.1191	5.5443
1331	4.1791	5.6041
1332	4.2401	5.6645
1333	4.3019	5.7256
1334	4.3647	5.7875
1335	4.4284	5.8500
1336	4.4931	5.9133
1337	4.5587	5.9773
1338	4.6253	6.0421
1339	4.6928	6.1076
1340	4.7613	6.1739
1341	4.8309	6.2410
1342	4.9015	6.3089
1343	4.9731	6.3776
1344	5.0457	6.4471
1345	5.1194	6.5174
1346	5.1942	6.5886
1347	5.2701	6.6607
1348	5.3471	6.7336
1349	5.4251	6.8075
1350	5.5044	6.8822
1351	5.5848	6.9579
1352	5.6663	7.0345
1353	5.7490	7.1120
1354	5.8330	7.1906

Table 11.C.25 (continuation six)

Scale Score	Spring 2018	Spring 2019
1355	5.9181	7.2701
1356	6.0045	7.3506
1357	6.0921	7.4322
1358	6.1810	7.5148
1359	6.2712	7.5984
1360	6.3627	7.6831
1361	6.4555	7.7689
1362	6.5496	7.8559
1363	6.6451	7.9439
1364	6.7420	8.0331
1365	6.8402	8.1235
1366	6.9399	8.2151
1367	7.0410	8.3079
1368	7.1436	8.4019
1369	7.2476	8.4972
1370	7.3532	8.5938
1371	7.4602	8.6916
1372	7.5689	8.7908
1373	7.6790	8.8913
1374	7.7908	8.9932
1375	7.9042	9.0965
1376	8.0192	9.2012
1377	8.1359	9.3074
1378	8.2542	9.4150
1379	8.3743	9.5242
1380	8.4961	9.6348
1381	8.6197	9.7471
1382	8.7451	9.8609
1383	8.8722	9.9763
1384	9.0013	10.0933
1385	9.1322	10.2120
1386	9.2650	10.3324
1387	9.3997	10.4545
1388	9.5364	10.5784
1389	9.6751	10.7041
1390	9.8158	10.8316
1391	9.9586	10.9609
1392	10.1035	11.0921
1393	10.2505	11.2253

Table 11.C.25 (continuation seven)

Scale Score	Spring 2018	Spring 2019
1394	10.3996	11.3604
1395	10.5509	11.4974
1396	10.7045	11.6365
1397	10.8603	11.7777
1398	11.0184	11.9209
1399	11.1788	12.0663
1400	11.3416	12.2138
1401	11.5068	12.3636
1402	11.6744	12.5155
1403	11.8445	12.6698
1404	12.0171	12.8263
1405	12.1923	12.9852
1406	12.3700	13.1465
1407	12.5504	13.3102
1408	12.7334	13.4764
1409	12.9192	13.6451
1410	13.1076	13.8163
1411	13.2989	13.9901
1412	13.4929	14.1666
1413	13.6898	14.3457
1414	13.8896	14.5275
1415	14.0923	14.7120
1416	14.2980	14.8993
1417	14.5067	15.0895
1418	14.7184	15.2824
1419	14.9331	15.4783
1420	15.1510	15.6771
1421	15.3720	15.8789
1422	15.5962	16.0837
1423	15.8235	16.2915
1424	16.0541	16.5025
1425	16.2880	16.7165
1426	16.5251	16.9336
1427	16.7655	17.1540
1428	17.0092	17.3775
1429	17.2563	17.6043
1430	17.5067	17.8344
1431	17.7606	18.0677
1432	18.0178	18.3044

Table 11.C.25 (continuation eight)

Scale Score	Spring 2018	Spring 2019
1433	18.2784	18.5444
1434	18.5424	18.7878
1435	18.8098	19.0345
1436	19.0806	19.2847
1437	19.3549	19.5383
1438	19.6326	19.7953
1439	19.9136	20.0558
1440	20.1981	20.3197
1441	20.4859	20.5870
1442	20.7771	20.8579
1443	21.0717	21.1322
1444	21.3696	21.4100
1445	21.6708	21.6912
1446	21.9752	21.9759
1447	22.2829	22.2641
1448	22.5937	22.5557
1449	22.9078	22.8507
1450	23.2249	23.1491
1451	23.5451	23.4509
1452	23.8684	23.7560
1453	24.1946	24.0645
1454	24.5237	24.3762
1455	24.8557	24.6912
1456	25.1904	25.0095
1457	25.5280	25.3309
1458	25.8681	25.6554
1459	26.2109	25.9831
1460	26.5563	26.3138
1461	26.9041	26.6475
1462	27.2543	26.9841
1463	27.6068	27.3237
1464	27.9617	27.6660
1465	28.3187	28.0111
1466	28.6778	28.3590
1467	29.0389	28.7094
1468	29.4021	29.0624
1469	29.7671	29.4180
1470	30.1340	29.7759
1471	30.5026	30.1362

Table 11.C.25 (continuation nine)

Scale Score	Spring 2018	Spring 2019
1472	30.8729	30.4988
1473	31.2448	30.8637
1474	31.6182	31.2306
1475	31.9931	31.5997
1476	32.3695	31.9707
1477	32.7471	32.3436
1478	33.1260	32.7184
1479	33.5061	33.0950
1480	33.8874	33.4732
1481	34.2697	33.8530
1482	34.6531	34.2344
1483	35.0374	34.6173
1484	35.4226	35.0015
1485	35.8086	35.3871
1486	36.1954	35.7739
1487	36.5830	36.1619
1488	36.9712	36.5511
1489	37.3601	36.9412
1490	37.7495	37.3324
1491	38.1395	37.7244
1492	38.5299	38.1173
1493	38.9208	38.5110
1494	39.3121	38.9054
1495	39.7037	39.3004
1496	40.0956	39.6961
1497	40.4878	40.0923
1498	40.8802	40.4890
1499	41.2728	40.8862
1500	41.6655	41.2838
1501	42.0584	41.6816
1502	42.4513	42.0798
1503	42.8442	42.4783
1504	43.2372	42.8769
1505	43.6301	43.2756
1506	44.0229	43.6745
1507	44.4157	44.0734
1508	44.8083	44.4724
1509	45.2007	44.8713
1510	45.5929	45.2702

Table 11.C.25 (continuation 10)

Scale Score	Spring 2018	Spring 2019
1511	45.9849	45.6690
1512	46.3766	46.0676
1513	46.7681	46.4661
1514	47.1592	46.8644
1515	47.5499	47.2624
1516	47.9403	47.6601
1517	48.3302	48.0575
1518	48.7197	48.4546
1519	49.1087	48.8512
1520	49.4972	49.2475
1521	49.8852	49.6433
1522	50.2726	50.0386
1523	50.6594	50.4334
1524	51.0456	50.8276
1525	51.4311	51.2213
1526	51.8160	51.6143
1527	52.2001	52.0067
1528	52.5835	52.3984
1529	52.9662	52.7894
1530	53.3480	53.1797
1531	53.7290	53.5691
1532	54.1092	53.9578
1533	54.4885	54.3456
1534	54.8669	54.7326
1535	55.2443	55.1186
1536	55.6208	55.5037
1537	55.9963	55.8878
1538	56.3708	56.2710
1539	56.7442	56.6531
1540	57.1166	57.0341
1541	57.4878	57.4140
1542	57.8580	57.7928
1543	58.2269	58.1705
1544	58.5947	58.5469
1545	58.9613	58.9221
1546	59.3266	59.2961
1547	59.6907	59.6688
1548	60.0535	60.0402
1549	60.4149	60.4102

Table 11.C.25 (continuation 11)

Scale Score	Spring 2018	Spring 2019
1550	60.7751	60.7788
1551	61.1338	61.1461
1552	61.4912	61.5119
1553	61.8471	61.8762
1554	62.2016	62.2390
1555	62.5546	62.6003
1556	62.9062	62.9601
1557	63.2562	63.3182
1558	63.6047	63.6748
1559	63.9516	64.0297
1560	64.2969	64.3830
1561	64.6406	64.7345
1562	64.9827	65.0844
1563	65.3231	65.4325
1564	65.6619	65.7788
1565	65.9989	66.1234
1566	66.3343	66.4661
1567	66.6679	66.8070
1568	66.9997	67.1460
1569	67.3298	67.4832
1570	67.6580	67.8185
1571	67.9845	68.1518
1572	68.3091	68.4832
1573	68.6319	68.8126
1574	68.9528	69.1401
1575	69.2718	69.4655
1576	69.5889	69.7890
1577	69.9041	70.1104
1578	70.2173	70.4297
1579	70.5287	70.7470
1580	70.8380	71.0623
1581	71.1454	71.3754
1582	71.4508	71.6864
1583	71.7542	71.9954
1584	72.0556	72.3022
1585	72.3550	72.6068
1586	72.6523	72.9093
1587	72.9476	73.2097
1588	73.2409	73.5078

Table 11.C.25 (continuation 12)

Scale Score	Spring 2018	Spring 2019
1589	73.5321	73.8038
1590	73.8212	74.0977
1591	74.1082	74.3893
1592	74.3932	74.6787
1593	74.6760	74.9660
1594	74.9568	75.2510
1595	75.2354	75.5338
1596	75.5120	75.8144
1597	75.7864	76.0927
1598	76.0587	76.3689
1599	76.3288	76.6428
1600	76.5969	76.9144
1601	76.8628	77.1839
1602	77.1266	77.4511
1603	77.3882	77.7161
1604	77.6477	77.9788
1605	77.9050	78.2393
1606	78.1602	78.4976
1607	78.4133	78.7536
1608	78.6642	79.0075
1609	78.9130	79.2590
1610	79.1596	79.5084
1611	79.4041	79.7555
1612	79.6464	80.0004
1613	79.8866	80.2431
1614	80.1247	80.4836
1615	80.3606	80.7218
1616	80.5944	80.9579
1617	80.8261	81.1917
1618	81.0556	81.4234
1619	81.2831	81.6528
1620	81.5084	81.8801
1621	81.7316	82.1052
1622	81.9526	82.3281
1623	82.1716	82.5489
1624	82.3885	82.7675
1625	82.6033	82.9839
1626	82.8160	83.1982
1627	83.0266	83.4103

Table 11.C.25 (continuation 13)

Scale Score	Spring 2018	Spring 2019
1628	83.2351	83.6203
1629	83.4416	83.8282
1630	83.6460	84.0340
1631	83.8483	84.2376
1632	84.0486	84.4392
1633	84.2469	84.6386
1634	84.4431	84.8360
1635	84.6373	85.0313
1636	84.8295	85.2245
1637	85.0196	85.4157
1638	85.2078	85.6048
1639	85.3940	85.7919
1640	85.5782	85.9770
1641	85.7604	86.1600
1642	85.9407	86.3410
1643	86.1190	86.5200
1644	86.2953	86.6971
1645	86.4697	86.8721
1646	86.6422	87.0452
1647	86.8128	87.2164
1648	86.9815	87.3855
1649	87.1483	87.5528
1650	87.3132	87.7181
1651	87.4762	87.8815
1652	87.6374	88.0430
1653	87.7967	88.2027
1654	87.9542	88.3604
1655	88.1098	88.5163
1656	88.2637	88.6703
1657	88.4157	88.8225
1658	88.5660	88.9729
1659	88.7144	89.1214
1660	88.8611	89.2682
1661	89.0061	89.4131
1662	89.1493	89.5563
1663	89.2908	89.6977
1664	89.4306	89.8374
1665	89.5686	89.9753
1666	89.7050	90.1115

Table 11.C.25 (continuation 14)

Scale Score	Spring 2018	Spring 2019
1667	89.8397	90.2460
1668	89.9727	90.3788
1669	90.1041	90.5099
1670	90.2339	90.6393
1671	90.3620	90.7671
1672	90.4885	90.8932
1673	90.6135	91.0177
1674	90.7368	91.1406
1675	90.8586	91.2620
1676	90.9789	91.3817
1677	91.0976	91.4998
1678	91.2147	91.6164
1679	91.3304	91.7315
1680	91.4446	91.8450
1681	91.5573	91.9570
1682	91.6685	92.0676
1683	91.7783	92.1766
1684	91.8866	92.2842
1685	91.9935	92.3903
1686	92.0990	92.4950
1687	92.2032	92.5983
1688	92.3059	92.7002
1689	92.4073	92.8006
1690	92.5073	92.8997
1691	92.6060	92.9975
1692	92.7034	93.0939
1693	92.7995	93.1889
1694	92.8943	93.2827
1695	92.9878	93.3751
1696	93.0800	93.4663
1697	93.1710	93.5562
1698	93.2608	93.6448
1699	93.3493	93.7322
1700	93.4367	93.8184
1701	93.5228	93.9033
1702	93.6078	93.9871
1703	93.6916	94.0696
1704	93.7743	94.1510
1705	93.8559	94.2313

Table 11.C.25 (continuation 15)

Scale Score	Spring 2018	Spring 2019
1706	93.9363	94.3104
1707	94.0156	94.3884
1708	94.0939	94.4653
1709	94.1710	94.5410
1710	94.2471	94.6157
1711	94.3221	94.6894
1712	94.3962	94.7619
1713	94.4691	94.8335
1714	94.5411	94.9040
1715	94.6121	94.9735
1716	94.6821	95.0420
1717	94.7511	95.1095
1718	94.8192	95.1760
1719	94.8863	95.2416
1720	94.9525	95.3062
1721	95.0178	95.3699
1722	95.0821	95.4327
1723	95.1456	95.4945
1724	95.2082	95.5555
1725	95.2699	95.6156
1726	95.3308	95.6748
1727	95.3908	95.7331
1728	95.4500	95.7906
1729	95.5083	95.8473
1730	95.5659	95.9032
1731	95.6226	95.9582
1732	95.6786	96.0124
1733	95.7337	96.0659
1734	95.7881	96.1186
1735	95.8418	96.1705
1736	95.8947	96.2216
1737	95.9469	96.2720
1738	95.9983	96.3217
1739	96.0490	96.3707
1740	96.0990	96.4189
1741	96.1484	96.4665
1742	96.1970	96.5133
1743	96.2450	96.5595
1744	96.2923	96.6050

Table 11.C.25 (continuation 16)

Scale Score	Spring 2018	Spring 2019
1745	96.3389	96.6498
1746	96.3849	96.6940
1747	96.4303	96.7376
1748	96.4750	96.7805
1749	96.5191	96.8228
1750	96.5626	96.8645
1751	96.6056	96.9055
1752	96.6479	96.9460
1753	96.6896	96.9859
1754	96.7307	97.0252
1755	96.7713	97.0640
1756	96.8114	97.1022
1757	96.8508	97.1398
1758	96.8898	97.1769
1759	96.9282	97.2135
1760	96.9661	97.2495
1761	97.0034	97.2850
1762	97.0402	97.3200
1763	97.0766	97.3545
1764	97.1124	97.3885
1765	97.1478	97.4220
1766	97.1827	97.4551
1767	97.2170	97.4876
1768	97.2510	97.5197
1769	97.2844	97.5514
1770	97.3174	97.5825
1771	97.3500	97.6133
1772	97.3821	97.6436
1773	97.4138	97.6734
1774	97.4451	97.7029
1775	97.4759	97.7319
1776	97.5063	97.7605
1777	97.5363	97.7887
1778	97.5659	97.8165
1779	97.5951	97.8439
1780	97.6239	97.8709
1781	97.6523	97.8976
1782	97.6804	97.9238
1783	97.7080	97.9497

Table 11.C.25 (continuation 17)

Scale Score	Spring 2018	Spring 2019
1784	97.7353	97.9752
1785	97.7623	98.0004
1786	97.7888	98.0252
1787	97.8151	98.0496
1788	97.8409	98.0738
1789	97.8664	98.0975
1790	97.8916	98.1210
1791	97.9165	98.1441
1792	97.9410	98.1669
1793	97.9652	98.1894
1794	97.9890	98.2115
1795	98.0126	98.2334
1796	98.0358	98.2549
1797	98.0588	98.2762
1798	98.0814	98.2971
1799	98.1038	98.3178
1800	98.1258	98.3381
1801	98.1476	98.3582
1802	98.1690	98.3781
1803	98.1902	98.3976
1804	98.2111	98.4169
1805	98.2318	98.4359
1806	98.2521	98.4546
1807	98.2723	98.4731
1808	98.2921	98.4913
1809	98.3117	98.5093
1810	98.3310	98.5271
1811	98.3501	98.5446
1812	98.3689	98.5618
1813	98.3875	98.5788
1814	98.4059	98.5956
1815	98.4240	98.6122
1816	98.4419	98.6285
1817	98.4595	98.6446
1818	98.4769	98.6605
1819	98.4941	98.6762
1820	98.5111	98.6917
1821	98.5279	98.7070
1822	98.5444	98.7220

Table 11.C.25 (continuation 18)

Scale Score	Spring 2018	Spring 2019
1823	98.5608	98.7369
1824	98.5769	98.7515
1825	98.5928	98.7660
1826	98.6085	98.7803
1827	98.6241	98.7943
1828	98.6394	98.8082
1829	98.6545	98.8219
1830	98.6695	98.8354
1831	98.6842	98.8488
1832	98.6988	98.8619
1833	98.7132	98.8749
1834	98.7274	98.8878
1835	98.7414	98.9004
1836	98.7552	98.9129
1837	98.7689	98.9252
1838	98.7824	98.9373
1839	98.7958	98.9493
1840	98.8089	98.9612
1841	98.8219	98.9729
1842	98.8348	98.9844
1843	98.8475	98.9958
1844	98.8600	99.0070
1845	98.8724	99.0181
1846	98.8846	99.0290
1847	98.8966	99.0398
1848	98.9086	99.0505
1849	98.9203	99.0610
1850	98.9320	99.0714
1851	98.9434	99.0816
1852	98.9548	99.0917
1853	98.9660	99.1017
1854	98.9770	99.1116
1855	98.9880	99.1213
1856	98.9988	99.1309
1857	99.0094	99.1404
1858	99.0200	99.1498
1859	99.0304	99.1590
1860	99.0407	99.1681
1861	99.0508	99.1772

Table 11.C.25 (continuation 19)

Scale Score	Spring 2018	Spring 2019
1862	99.0609	99.1861
1863	99.0708	99.1948
1864	99.0806	99.2035
1865	99.0902	99.2121
1866	99.0998	99.2205
1867	99.1092	99.2289
1868	99.1186	99.2371
1869	99.1278	99.2453
1870	99.1369	99.2533
1871	99.1459	99.2612
1872	99.1548	99.2691
1873	99.1636	99.2768
1874	99.1722	99.2845
1875	99.1808	99.2920
1876	99.1893	99.2995
1877	99.1977	99.3068
1878	99.2060	99.3141
1879	99.2141	99.3213
1880	99.2222	99.3284
1881	99.2302	99.3354
1882	99.2381	99.3423
1883	99.2459	99.3491
1884	99.2536	99.3559
1885	99.2612	99.3625
1886	99.2687	99.3691
1887	99.2762	99.3756
1888	99.2835	99.3821
1889	99.2908	99.3884
1890	99.2980	99.3947
1891	99.3051	99.4009
1892	99.3121	99.4070
1893	99.3190	99.4131
1894	99.3259	99.4190
1895	99.3327	99.4249
1896	99.3394	99.4308
1897	99.3460	99.4365
1898	99.3525	99.4422
1899	99.3590	99.4478
1900	99.3654	99.4534

Table 11.C.25 (continuation 20)

Scale Score	Spring 2018	Spring 2019
1901	99.3717	99.4589
1902	99.3779	99.4643
1903	99.3841	99.4697
1904	99.3902	99.4750
1905	99.3963	99.4802
1906	99.4022	99.4854
1907	99.4081	99.4905
1908	99.4140	99.4955
1909	99.4197	99.5005
1910	99.4254	99.5055
1911	99.4311	99.5103
1912	99.4366	99.5152
1913	99.4422	99.5199
1914	99.4476	99.5246
1915	99.4530	99.5293
1916	99.4583	99.5339
1917	99.4636	99.5384
1918	99.4688	99.5429
1919	99.4739	99.5474
1920	99.4790	99.5517
1921	99.4841	99.5561
1922	99.4890	99.5604
1923	99.4940	99.5646
1924	99.4988	99.5688
1925	99.5036	99.5729
1926	99.5084	99.5770
1927	99.5131	99.5811
1928	99.5178	99.5851
1929	99.5224	99.5890
1930	99.5269	99.5930
1931	99.5314	99.5968
1932	99.5359	99.6007
1933	99.5403	99.6044
1934	99.5447	99.6082
1935	99.5490	99.6119
1936	99.5532	99.6155
1937	99.5574	99.6191
1938	99.5616	99.6227
1939	99.5657	99.6262

Table 11.C.25 (continuation 21)

Scale Score	Spring 2018	Spring 2019
1940	99.5698	99.6297
1941	99.5739	99.6332
1942	99.5778	99.6366
1943	99.5818	99.6400
1944	99.5857	99.6433
1945	99.5896	99.6466
1946	99.5934	99.6499
1947	99.5972	99.6531
1948	99.6009	99.6563
1949	99.6046	99.6595
1950	99.6083	99.6626

[Figure 11.C.14](#) presents the test characteristic curve for the written language skill for grade span eleven and twelve. The data used to create this graph is found in the table that immediately follows, [Table 11.C.26](#).

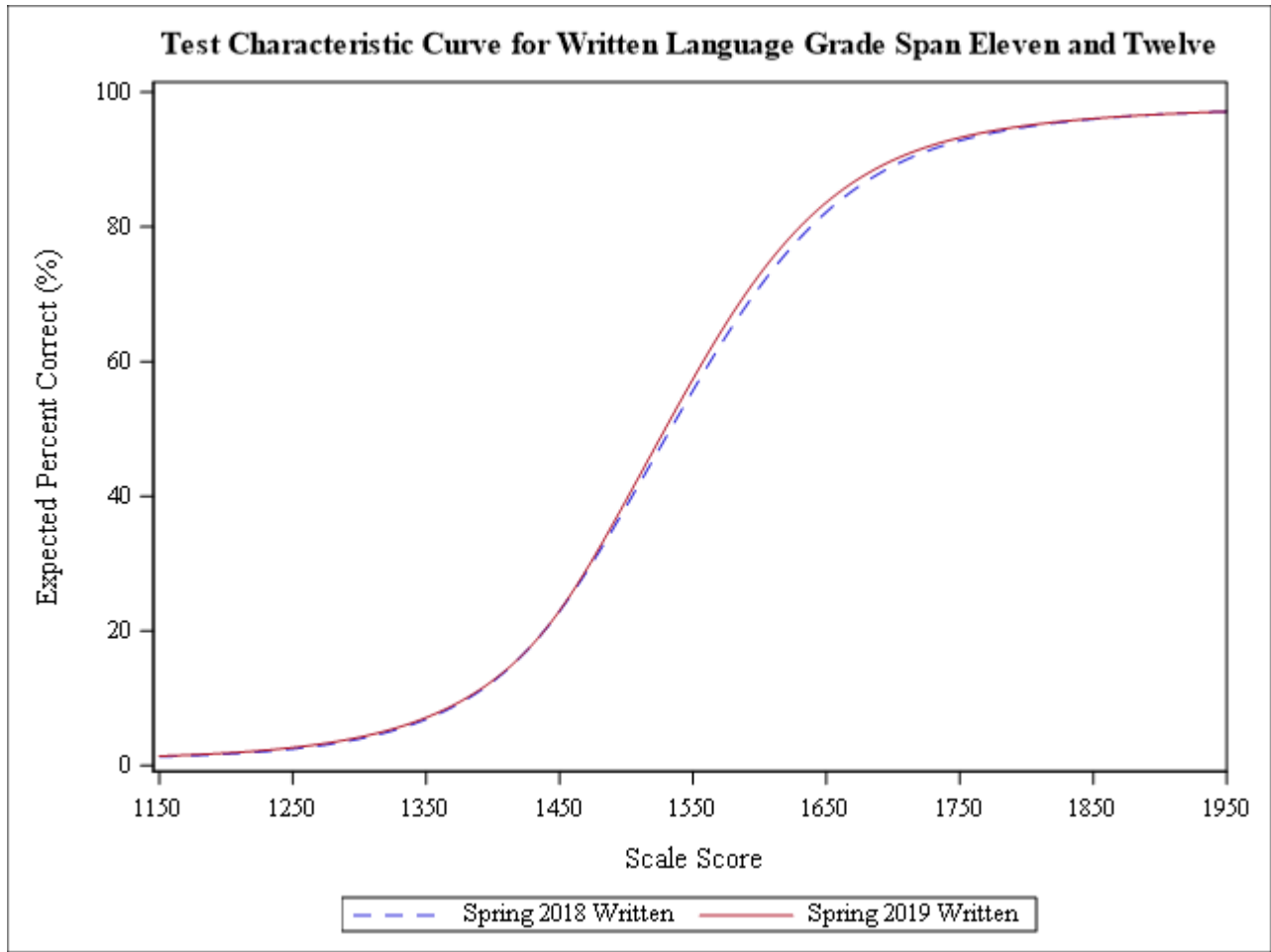


Figure 11.C.14 Test characteristic curve for grade span eleven and twelve written language skill

Table 11.C.26 TCC Data for Grade Span Eleven and Twelve Written Language Skill

Scale Score	Spring 2018	Spring 2019
1150	1.3140	1.4111
1151	1.3200	1.4179
1152	1.3260	1.4249
1153	1.3322	1.4318
1154	1.3384	1.4389
1155	1.3446	1.4460
1156	1.3509	1.4532
1157	1.3573	1.4605
1158	1.3638	1.4679
1159	1.3703	1.4753

Table 11.C.26 (continuation one)

Scale Score	Spring 2018	Spring 2019
1160	1.3770	1.4829
1161	1.3836	1.4905
1162	1.3904	1.4981
1163	1.3972	1.5059
1164	1.4042	1.5138
1165	1.4112	1.5217
1166	1.4182	1.5297
1167	1.4254	1.5379
1168	1.4326	1.5461
1169	1.4400	1.5544
1170	1.4474	1.5628
1171	1.4549	1.5712
1172	1.4625	1.5798
1173	1.4701	1.5885
1174	1.4779	1.5973
1175	1.4857	1.6061
1176	1.4937	1.6151
1177	1.5017	1.6242
1178	1.5099	1.6333
1179	1.5181	1.6426
1180	1.5264	1.6520
1181	1.5349	1.6615
1182	1.5434	1.6711
1183	1.5521	1.6808
1184	1.5608	1.6906
1185	1.5697	1.7005
1186	1.5786	1.7106
1187	1.5877	1.7207
1188	1.5969	1.7310
1189	1.6062	1.7414
1190	1.6156	1.7519
1191	1.6251	1.7626
1192	1.6347	1.7733
1193	1.6445	1.7842
1194	1.6544	1.7952
1195	1.6644	1.8064
1196	1.6745	1.8176
1197	1.6848	1.8291
1198	1.6952	1.8406

Table 11.C.26 (*continuation two*)

Scale Score	Spring 2018	Spring 2019
1199	1.7057	1.8523
1200	1.7163	1.8641
1201	1.7271	1.8761
1202	1.7381	1.8882
1203	1.7491	1.9004
1204	1.7603	1.9128
1205	1.7717	1.9253
1206	1.7832	1.9380
1207	1.7948	1.9509
1208	1.8066	1.9639
1209	1.8186	1.9770
1210	1.8307	1.9904
1211	1.8429	2.0038
1212	1.8554	2.0175
1213	1.8679	2.0313
1214	1.8807	2.0452
1215	1.8936	2.0594
1216	1.9067	2.0737
1217	1.9199	2.0882
1218	1.9334	2.1028
1219	1.9470	2.1177
1220	1.9607	2.1327
1221	1.9747	2.1479
1222	1.9889	2.1633
1223	2.0032	2.1789
1224	2.0177	2.1947
1225	2.0325	2.2106
1226	2.0474	2.2268
1227	2.0625	2.2432
1228	2.0778	2.2598
1229	2.0934	2.2765
1230	2.1091	2.2935
1231	2.1250	2.3107
1232	2.1412	2.3281
1233	2.1576	2.3457
1234	2.1742	2.3636
1235	2.1910	2.3817
1236	2.2081	2.4000
1237	2.2254	2.4185

Table 11.C.26 (continuation three)

Scale Score	Spring 2018	Spring 2019
1238	2.2429	2.4372
1239	2.2606	2.4562
1240	2.2787	2.4754
1241	2.2969	2.4949
1242	2.3154	2.5146
1243	2.3341	2.5346
1244	2.3531	2.5548
1245	2.3724	2.5753
1246	2.3919	2.5960
1247	2.4117	2.6170
1248	2.4318	2.6382
1249	2.4521	2.6597
1250	2.4728	2.6815
1251	2.4937	2.7036
1252	2.5149	2.7260
1253	2.5363	2.7486
1254	2.5581	2.7715
1255	2.5802	2.7947
1256	2.6026	2.8182
1257	2.6253	2.8420
1258	2.6483	2.8661
1259	2.6716	2.8905
1260	2.6952	2.9153
1261	2.7192	2.9403
1262	2.7435	2.9656
1263	2.7682	2.9913
1264	2.7931	3.0173
1265	2.8185	3.0437
1266	2.8441	3.0704
1267	2.8702	3.0974
1268	2.8966	3.1247
1269	2.9233	3.1525
1270	2.9504	3.1805
1271	2.9779	3.2090
1272	3.0058	3.2378
1273	3.0341	3.2669
1274	3.0628	3.2965
1275	3.0918	3.3264
1276	3.1213	3.3567

Table 11.C.26 (continuation four)

Scale Score	Spring 2018	Spring 2019
1277	3.1511	3.3874
1278	3.1814	3.4185
1279	3.2121	3.4500
1280	3.2432	3.4819
1281	3.2748	3.5142
1282	3.3068	3.5469
1283	3.3392	3.5801
1284	3.3721	3.6137
1285	3.4054	3.6477
1286	3.4392	3.6821
1287	3.4735	3.7170
1288	3.5082	3.7524
1289	3.5434	3.7882
1290	3.5791	3.8245
1291	3.6153	3.8612
1292	3.6520	3.8984
1293	3.6892	3.9361
1294	3.7269	3.9743
1295	3.7651	4.0130
1296	3.8038	4.0522
1297	3.8431	4.0919
1298	3.8829	4.1321
1299	3.9232	4.1728
1300	3.9641	4.2141
1301	4.0056	4.2559
1302	4.0476	4.2982
1303	4.0902	4.3411
1304	4.1334	4.3845
1305	4.1771	4.4285
1306	4.2215	4.4731
1307	4.2665	4.5183
1308	4.3120	4.5641
1309	4.3582	4.6104
1310	4.4050	4.6574
1311	4.4525	4.7049
1312	4.5006	4.7531
1313	4.5493	4.8019
1314	4.5987	4.8514
1315	4.6488	4.9015

Table 11.C.26 (continuation five)

Scale Score	Spring 2018	Spring 2019
1316	4.6995	4.9522
1317	4.7509	5.0036
1318	4.8030	5.0557
1319	4.8558	5.1084
1320	4.9093	5.1619
1321	4.9635	5.2160
1322	5.0185	5.2709
1323	5.0742	5.3264
1324	5.1306	5.3827
1325	5.1878	5.4397
1326	5.2457	5.4975
1327	5.3044	5.5560
1328	5.3639	5.6152
1329	5.4242	5.6753
1330	5.4852	5.7361
1331	5.5471	5.7977
1332	5.6098	5.8601
1333	5.6733	5.9233
1334	5.7377	5.9873
1335	5.8029	6.0522
1336	5.8690	6.1179
1337	5.9359	6.1844
1338	6.0038	6.2519
1339	6.0725	6.3201
1340	6.1421	6.3893
1341	6.2126	6.4594
1342	6.2841	6.5303
1343	6.3565	6.6022
1344	6.4298	6.6750
1345	6.5041	6.7488
1346	6.5794	6.8235
1347	6.6556	6.8991
1348	6.7329	6.9758
1349	6.8111	7.0534
1350	6.8904	7.1320
1351	6.9707	7.2116
1352	7.0520	7.2922
1353	7.1344	7.3739
1354	7.2179	7.4566

Table 11.C.26 (continuation six)

Scale Score	Spring 2018	Spring 2019
1355	7.3025	7.5403
1356	7.3882	7.6251
1357	7.4749	7.7111
1358	7.5629	7.7981
1359	7.6519	7.8862
1360	7.7421	7.9754
1361	7.8335	8.0657
1362	7.9261	8.1572
1363	8.0198	8.2499
1364	8.1148	8.3437
1365	8.2110	8.4387
1366	8.3085	8.5350
1367	8.4072	8.6324
1368	8.5073	8.7311
1369	8.6086	8.8310
1370	8.7112	8.9321
1371	8.8152	9.0346
1372	8.9205	9.1383
1373	9.0272	9.2433
1374	9.1353	9.3497
1375	9.2448	9.4574
1376	9.3557	9.5664
1377	9.4680	9.6768
1378	9.5818	9.7886
1379	9.6971	9.9018
1380	9.8139	10.0164
1381	9.9322	10.1325
1382	10.0521	10.2500
1383	10.1735	10.3690
1384	10.2965	10.4895
1385	10.4211	10.6115
1386	10.5473	10.7351
1387	10.6752	10.8602
1388	10.8047	10.9868
1389	10.9359	11.1151
1390	11.0689	11.2450
1391	11.2035	11.3765
1392	11.3399	11.5097
1393	11.4781	11.6446

Table 11.C.26 (continuation seven)

Scale Score	Spring 2018	Spring 2019
1394	11.6181	11.7812
1395	11.7599	11.9195
1396	11.9036	12.0595
1397	12.0491	12.2014
1398	12.1965	12.3450
1399	12.3458	12.4905
1400	12.4971	12.6379
1401	12.6503	12.7871
1402	12.8055	12.9382
1403	12.9627	13.0913
1404	13.1219	13.2463
1405	13.2831	13.4034
1406	13.4465	13.5624
1407	13.6119	13.7235
1408	13.7794	13.8867
1409	13.9491	14.0520
1410	14.1210	14.2194
1411	14.2950	14.3891
1412	14.4712	14.5609
1413	14.6496	14.7349
1414	14.8303	14.9112
1415	15.0132	15.0898
1416	15.1984	15.2708
1417	15.3859	15.4541
1418	15.5757	15.6398
1419	15.7678	15.8279
1420	15.9623	16.0184
1421	16.1591	16.2115
1422	16.3583	16.4071
1423	16.5599	16.6052
1424	16.7639	16.8059
1425	16.9703	17.0092
1426	17.1791	17.2151
1427	17.3904	17.4238
1428	17.6041	17.6351
1429	17.8203	17.8491
1430	18.0389	18.0659
1431	18.2599	18.2855
1432	18.4835	18.5078

Table 11.C.26 (continuation eight)

Scale Score	Spring 2018	Spring 2019
1433	18.7095	18.7330
1434	18.9379	18.9610
1435	19.1688	19.1919
1436	19.4022	19.4257
1437	19.6381	19.6623
1438	19.8764	19.9019
1439	20.1172	20.1444
1440	20.3604	20.3898
1441	20.6061	20.6382
1442	20.8542	20.8895
1443	21.1047	21.1438
1444	21.3576	21.4010
1445	21.6129	21.6612
1446	21.8706	21.9243
1447	22.1306	22.1903
1448	22.3930	22.4593
1449	22.6577	22.7312
1450	22.9247	23.0060
1451	23.1940	23.2837
1452	23.4656	23.5643
1453	23.7393	23.8476
1454	24.0153	24.1338
1455	24.2934	24.4228
1456	24.5737	24.7145
1457	24.8561	25.0089
1458	25.1406	25.3060
1459	25.4272	25.6057
1460	25.7158	25.9079
1461	26.0063	26.2127
1462	26.2988	26.5200
1463	26.5933	26.8298
1464	26.8896	27.1419
1465	27.1878	27.4563
1466	27.4878	27.7730
1467	27.7895	28.0920
1468	28.0930	28.4130
1469	28.3982	28.7362
1470	28.7051	29.0614
1471	29.0136	29.3885

Table 11.C.26 (*continuation nine*)

Scale Score	Spring 2018	Spring 2019
1472	29.3236	29.7176
1473	29.6352	30.0484
1474	29.9483	30.3811
1475	30.2629	30.7155
1476	30.5789	31.0515
1477	30.8963	31.3891
1478	31.2151	31.7282
1479	31.5351	32.0688
1480	31.8564	32.4108
1481	32.1790	32.7541
1482	32.5028	33.0987
1483	32.8277	33.4445
1484	33.1538	33.7915
1485	33.4809	34.1396
1486	33.8091	34.4887
1487	34.1384	34.8389
1488	34.4686	35.1900
1489	34.7998	35.5420
1490	35.1318	35.8948
1491	35.4648	36.2485
1492	35.7987	36.6029
1493	36.1333	36.9580
1494	36.4688	37.3139
1495	36.8050	37.6703
1496	37.1419	38.0274
1497	37.4796	38.3850
1498	37.8179	38.7432
1499	38.1568	39.1018
1500	38.4964	39.4609
1501	38.8366	39.8205
1502	39.1773	40.1804
1503	39.5186	40.5407
1504	39.8604	40.9014
1505	40.2027	41.2623
1506	40.5454	41.6235
1507	40.8886	41.9850
1508	41.2322	42.3468
1509	41.5762	42.7087
1510	41.9205	43.0708

Table 11.C.26 (continuation 10)

Scale Score	Spring 2018	Spring 2019
1511	42.2652	43.4330
1512	42.6102	43.7954
1513	42.9555	44.1579
1514	43.3010	44.5205
1515	43.6468	44.8831
1516	43.9928	45.2458
1517	44.3390	45.6085
1518	44.6853	45.9712
1519	45.0319	46.3338
1520	45.3785	46.6964
1521	45.7252	47.0588
1522	46.0720	47.4212
1523	46.4189	47.7834
1524	46.7657	48.1455
1525	47.1126	48.5074
1526	47.4594	48.8691
1527	47.8062	49.2305
1528	48.1529	49.5917
1529	48.4995	49.9525
1530	48.8460	50.3131
1531	49.1923	50.6733
1532	49.5384	51.0331
1533	49.8843	51.3925
1534	50.2300	51.7515
1535	50.5754	52.1100
1536	50.9205	52.4680
1537	51.2653	52.8255
1538	51.6097	53.1825
1539	51.9537	53.5388
1540	52.2974	53.8945
1541	52.6405	54.2496
1542	52.9833	54.6040
1543	53.3255	54.9577
1544	53.6672	55.3107
1545	54.0083	55.6628
1546	54.3489	56.0142
1547	54.6888	56.3647
1548	55.0281	56.7143
1549	55.3667	57.0631

Table 11.C.26 (continuation 11)

Scale Score	Spring 2018	Spring 2019
1550	55.7045	57.4108
1551	56.0417	57.7577
1552	56.3781	58.1035
1553	56.7137	58.4482
1554	57.0484	58.7919
1555	57.3823	59.1345
1556	57.7153	59.4759
1557	58.0474	59.8162
1558	58.3785	60.1553
1559	58.7086	60.4931
1560	59.0378	60.8297
1561	59.3659	61.1650
1562	59.6929	61.4989
1563	60.0188	61.8315
1564	60.3436	62.1627
1565	60.6673	62.4925
1566	60.9897	62.8208
1567	61.3110	63.1476
1568	61.6310	63.4730
1569	61.9498	63.7968
1570	62.2673	64.1190
1571	62.5834	64.4397
1572	62.8983	64.7587
1573	63.2117	65.0761
1574	63.5238	65.3918
1575	63.8345	65.7059
1576	64.1437	66.0182
1577	64.4515	66.3288
1578	64.7578	66.6376
1579	65.0626	66.9446
1580	65.3659	67.2499
1581	65.6676	67.5533
1582	65.9678	67.8549
1583	66.2664	68.1546
1584	66.5634	68.4525
1585	66.8588	68.7484
1586	67.1526	69.0424
1587	67.4447	69.3345
1588	67.7351	69.6247

Table 11.C.26 (continuation 12)

Scale Score	Spring 2018	Spring 2019
1589	68.0239	69.9129
1590	68.3110	70.1991
1591	68.5963	70.4834
1592	68.8800	70.7656
1593	69.1619	71.0459
1594	69.4421	71.3241
1595	69.7205	71.6003
1596	69.9971	71.8745
1597	70.2720	72.1466
1598	70.5451	72.4167
1599	70.8164	72.6847
1600	71.0859	72.9506
1601	71.3536	73.2145
1602	71.6194	73.4763
1603	71.8834	73.7360
1604	72.1456	73.9936
1605	72.4060	74.2492
1606	72.6645	74.5027
1607	72.9212	74.7540
1608	73.1760	75.0033
1609	73.4290	75.2505
1610	73.6801	75.4956
1611	73.9293	75.7386
1612	74.1767	75.9796
1613	74.4222	76.2184
1614	74.6659	76.4552
1615	74.9076	76.6898
1616	75.1475	76.9224
1617	75.3856	77.1529
1618	75.6217	77.3814
1619	75.8560	77.6078
1620	76.0885	77.8321
1621	76.3190	78.0543
1622	76.5477	78.2745
1623	76.7745	78.4927
1624	76.9995	78.7088
1625	77.2226	78.9229
1626	77.4438	79.1350
1627	77.6632	79.3450

Table 11.C.26 (continuation 13)

Scale Score	Spring 2018	Spring 2019
1628	77.8807	79.5531
1629	78.0964	79.7591
1630	78.3102	79.9631
1631	78.5222	80.1652
1632	78.7323	80.3652
1633	78.9406	80.5633
1634	79.1471	80.7595
1635	79.3517	80.9536
1636	79.5545	81.1459
1637	79.7554	81.3361
1638	79.9546	81.5245
1639	80.1519	81.7110
1640	80.3474	81.8955
1641	80.5412	82.0781
1642	80.7331	82.2589
1643	80.9232	82.4378
1644	81.1115	82.6148
1645	81.2981	82.7899
1646	81.4828	82.9632
1647	81.6658	83.1347
1648	81.8471	83.3043
1649	82.0265	83.4721
1650	82.2042	83.6381
1651	82.3802	83.8024
1652	82.5544	83.9648
1653	82.7269	84.1254
1654	82.8977	84.2843
1655	83.0667	84.4415
1656	83.2341	84.5969
1657	83.3997	84.7506
1658	83.5636	84.9025
1659	83.7258	85.0528
1660	83.8864	85.2013
1661	84.0453	85.3482
1662	84.2025	85.4934
1663	84.3580	85.6369
1664	84.5119	85.7788
1665	84.6642	85.9191
1666	84.8148	86.0577

Table 11.C.26 (continuation 14)

Scale Score	Spring 2018	Spring 2019
1667	84.9638	86.1947
1668	85.1111	86.3302
1669	85.2569	86.4640
1670	85.4011	86.5963
1671	85.5437	86.7270
1672	85.6847	86.8561
1673	85.8242	86.9837
1674	85.9621	87.1098
1675	86.0984	87.2344
1676	86.2332	87.3575
1677	86.3665	87.4791
1678	86.4983	87.5992
1679	86.6286	87.7179
1680	86.7574	87.8351
1681	86.8847	87.9509
1682	87.0105	88.0653
1683	87.1349	88.1783
1684	87.2578	88.2898
1685	87.3793	88.4000
1686	87.4994	88.5089
1687	87.6181	88.6164
1688	87.7353	88.7225
1689	87.8512	88.8273
1690	87.9657	88.9309
1691	88.0789	89.0331
1692	88.1907	89.1340
1693	88.3011	89.2337
1694	88.4103	89.3321
1695	88.5181	89.4293
1696	88.6246	89.5252
1697	88.7299	89.6199
1698	88.8338	89.7135
1699	88.9365	89.8058
1700	89.0380	89.8970
1701	89.1382	89.9870
1702	89.2373	90.0759
1703	89.3351	90.1636
1704	89.4317	90.2502
1705	89.5271	90.3357

Table 11.C.26 (continuation 15)

Scale Score	Spring 2018	Spring 2019
1706	89.6213	90.4201
1707	89.7144	90.5035
1708	89.8064	90.5857
1709	89.8972	90.6670
1710	89.9869	90.7472
1711	90.0755	90.8263
1712	90.1630	90.9045
1713	90.2494	90.9816
1714	90.3348	91.0578
1715	90.4191	91.1329
1716	90.5023	91.2072
1717	90.5846	91.2804
1718	90.6658	91.3528
1719	90.7460	91.4242
1720	90.8252	91.4947
1721	90.9034	91.5642
1722	90.9807	91.6330
1723	91.0570	91.7008
1724	91.1323	91.7678
1725	91.2067	91.8339
1726	91.2802	91.8991
1727	91.3528	91.9636
1728	91.4245	92.0272
1729	91.4953	92.0900
1730	91.5653	92.1520
1731	91.6343	92.2133
1732	91.7025	92.2737
1733	91.7699	92.3334
1734	91.8364	92.3924
1735	91.9021	92.4505
1736	91.9670	92.5080
1737	92.0312	92.5648
1738	92.0945	92.6208
1739	92.1570	92.6761
1740	92.2188	92.7307
1741	92.2798	92.7847
1742	92.3400	92.8380
1743	92.3996	92.8906
1744	92.4583	92.9426

Table 11.C.26 (continuation 16)

Scale Score	Spring 2018	Spring 2019
1745	92.5164	92.9939
1746	92.5738	93.0446
1747	92.6304	93.0946
1748	92.6864	93.1440
1749	92.7417	93.1929
1750	92.7963	93.2411
1751	92.8503	93.2887
1752	92.9036	93.3358
1753	92.9562	93.3822
1754	93.0082	93.4281
1755	93.0596	93.4735
1756	93.1104	93.5183
1757	93.1605	93.5625
1758	93.2101	93.6062
1759	93.2590	93.6494
1760	93.3074	93.6921
1761	93.3551	93.7342
1762	93.4024	93.7759
1763	93.4490	93.8170
1764	93.4951	93.8577
1765	93.5406	93.8978
1766	93.5856	93.9375
1767	93.6301	93.9767
1768	93.6740	94.0155
1769	93.7174	94.0538
1770	93.7603	94.0916
1771	93.8027	94.1290
1772	93.8446	94.1659
1773	93.8860	94.2024
1774	93.9269	94.2385
1775	93.9673	94.2742
1776	94.0073	94.3094
1777	94.0468	94.3443
1778	94.0858	94.3787
1779	94.1243	94.4128
1780	94.1625	94.4464
1781	94.2001	94.4797
1782	94.2374	94.5125
1783	94.2742	94.5450

Table 11.C.26 (continuation 17)

Scale Score	Spring 2018	Spring 2019
1784	94.3106	94.5771
1785	94.3465	94.6089
1786	94.3821	94.6403
1787	94.4172	94.6713
1788	94.4519	94.7020
1789	94.4863	94.7324
1790	94.5202	94.7623
1791	94.5537	94.7920
1792	94.5869	94.8213
1793	94.6197	94.8503
1794	94.6521	94.8790
1795	94.6842	94.9073
1796	94.7158	94.9354
1797	94.7472	94.9631
1798	94.7781	94.9905
1799	94.8088	95.0176
1800	94.8390	95.0444
1801	94.8690	95.0710
1802	94.8986	95.0972
1803	94.9278	95.1231
1804	94.9568	95.1488
1805	94.9854	95.1741
1806	95.0137	95.1992
1807	95.0417	95.2241
1808	95.0694	95.2486
1809	95.0967	95.2729
1810	95.1238	95.2970
1811	95.1505	95.3207
1812	95.1770	95.3442
1813	95.2032	95.3675
1814	95.2291	95.3905
1815	95.2547	95.4133
1816	95.2800	95.4358
1817	95.3051	95.4581
1818	95.3298	95.4802
1819	95.3543	95.5020
1820	95.3786	95.5236
1821	95.4025	95.5450
1822	95.4263	95.5661

Table 11.C.26 (continuation 18)

Scale Score	Spring 2018	Spring 2019
1823	95.4497	95.5870
1824	95.4729	95.6077
1825	95.4959	95.6282
1826	95.5186	95.6485
1827	95.5411	95.6686
1828	95.5633	95.6884
1829	95.5853	95.7081
1830	95.6070	95.7275
1831	95.6286	95.7468
1832	95.6498	95.7658
1833	95.6709	95.7847
1834	95.6918	95.8034
1835	95.7124	95.8218
1836	95.7328	95.8401
1837	95.7530	95.8582
1838	95.7730	95.8762
1839	95.7927	95.8939
1840	95.8123	95.9115
1841	95.8316	95.9289
1842	95.8508	95.9461
1843	95.8698	95.9631
1844	95.8885	95.9800
1845	95.9071	95.9967
1846	95.9255	96.0133
1847	95.9436	96.0297
1848	95.9616	96.0459
1849	95.9795	96.0619
1850	95.9971	96.0779
1851	96.0145	96.0936
1852	96.0318	96.1092
1853	96.0489	96.1246
1854	96.0658	96.1399
1855	96.0826	96.1551
1856	96.0991	96.1701
1857	96.1156	96.1849
1858	96.1318	96.1997
1859	96.1479	96.2142
1860	96.1638	96.2287
1861	96.1796	96.2430

Table 11.C.26 (continuation 19)

Scale Score	Spring 2018	Spring 2019
1862	96.1952	96.2571
1863	96.2106	96.2712
1864	96.2259	96.2851
1865	96.2410	96.2988
1866	96.2560	96.3125
1867	96.2709	96.3260
1868	96.2856	96.3394
1869	96.3001	96.3526
1870	96.3145	96.3657
1871	96.3288	96.3788
1872	96.3429	96.3917
1873	96.3569	96.4044
1874	96.3708	96.4171
1875	96.3845	96.4296
1876	96.3981	96.4420
1877	96.4115	96.4544
1878	96.4248	96.4666
1879	96.4380	96.4786
1880	96.4511	96.4906
1881	96.4640	96.5025
1882	96.4769	96.5143
1883	96.4896	96.5259
1884	96.5021	96.5375
1885	96.5146	96.5489
1886	96.5269	96.5603
1887	96.5391	96.5715
1888	96.5512	96.5827
1889	96.5632	96.5937
1890	96.5751	96.6047
1891	96.5869	96.6155
1892	96.5985	96.6263
1893	96.6101	96.6370
1894	96.6215	96.6475
1895	96.6329	96.6580
1896	96.6441	96.6684
1897	96.6552	96.6787
1898	96.6662	96.6889
1899	96.6772	96.6990
1900	96.6880	96.7091

Table 11.C.26 (continuation 20)

Scale Score	Spring 2018	Spring 2019
1901	96.6987	96.7190
1902	96.7093	96.7289
1903	96.7199	96.7387
1904	96.7303	96.7484
1905	96.7406	96.7580
1906	96.7509	96.7676
1907	96.7610	96.7770
1908	96.7711	96.7864
1909	96.7811	96.7957
1910	96.7910	96.8049
1911	96.8007	96.8141
1912	96.8105	96.8231
1913	96.8201	96.8321
1914	96.8296	96.8411
1915	96.8391	96.8499
1916	96.8484	96.8587
1917	96.8577	96.8674
1918	96.8669	96.8760
1919	96.8761	96.8846
1920	96.8851	96.8931
1921	96.8941	96.9015
1922	96.9030	96.9099
1923	96.9118	96.9182
1924	96.9205	96.9264
1925	96.9292	96.9346
1926	96.9378	96.9427
1927	96.9463	96.9507
1928	96.9548	96.9587
1929	96.9631	96.9666
1930	96.9714	96.9744
1931	96.9797	96.9822
1932	96.9878	96.9899
1933	96.9959	96.9976
1934	97.0040	97.0052
1935	97.0119	97.0128
1936	97.0198	97.0202
1937	97.0277	97.0277
1938	97.0354	97.0350
1939	97.0431	97.0424

Table 11.C.26 (continuation 21)

Scale Score	Spring 2018	Spring 2019
1940	97.0508	97.0496
1941	97.0583	97.0568
1942	97.0659	97.0640
1943	97.0733	97.0711
1944	97.0807	97.0781
1945	97.0881	97.0851
1946	97.0953	97.0921
1947	97.1026	97.0990
1948	97.1097	97.1058
1949	97.1168	97.1126
1950	97.1239	97.1194