


Certificated Staff Data

Information and Fact Sheet




The Certificated Staff Reports on DataQuest contain a great deal of information about the teaching staff of California public schools. This report contains data on teachers, administrators, pupil services, and non-instructional support staff, and covers demographic information, experience and degree attainment, and information about the student-to-staff ratio. The data are based on Census Day (or the first Wednesday in October) and is available through the 2024–25 academic year.

QUICK FACTS: 2024–25




286,126

Teachers*



45%

Of Teachers Have
a Graduate Degree



20.8 to 1

Student-to-Teacher
Ratio **



88%

Experienced
Teachers

*Defined as teachers in classroom positions; **Ratio denominator uses Full-Time Equivalency (FTE) data that includes full-time (1.0) and part-time (less than 1.0) teaching positions.



Educational Attainment

Of California's 286,126 teachers, 45.2% hold a master's degree or higher — 91,071 with a master's and 35,264 with a master's plus — reflecting a continued rise in educational attainment among the state's educators.

- **98.6 percent** of teachers in California in 2024–25 possess a four-year undergraduate degree
- **45.2 percent** of teachers in California in 2024–25 possess a graduate degree (Graduate degrees include Master, Master Plus****, Doctorate, and Juris Doctor).

91,071 Master

81,496 Baccalaureate

71,119 Baccalaureate Plus***

35,264 Master Plus****

3,452 None

2,489 Doctorate

672 Associate


563 Juris Doctor

Bachelor's degree plus 30 units of higher level, *Master's degree plus 30 units of higher level



Demographic Information

Over the past six years, California has experienced a steady increase in the number of classroom teachers. In the 2019–20 school year, 282,005 teachers were actively delivering instruction to students. By 2024–25, that number has risen to 286,126.




The 2024–25 school year reflects ongoing demographic trends seen over the previous five years. Notably, there has been a slight increase in the number of Hispanic or Latino teachers and a slight decrease in the number of White teachers. Statewide, as of the 2024–25 school year:

- **26.2** percent of teachers identify as **Hispanic or Latino**
- **3.5** percent identify as **African American**
- **6.3** percent identify as **Asian**
- **54.2** percent identify as **White**

While White teachers still represent the majority of the workforce, there have been measurable gains in racial and ethnic diversity among California’s educators. In terms of gender, the profession remains predominantly female, with **72.4** percent of teachers identifying as female and **27.5** percent as male.

STUDENT / TEACHER RATIO

The student-to-teacher ratio in California continues to show gradual improvement in the 2024–25 school year. Statewide, the ratio has decreased from 20.9 students per teaching assignment in 2023–24 to 20.8 in 2024–25. This modest decline reflects a combination of factors, including a decrease in overall student enrollment and continued efforts to recruit and retain qualified teachers across



the state. When comparing school types, charter schools report a higher student-to-teacher ratio of 21.4, while traditional public schools maintain a lower ratio of 20.7. These figures highlight ongoing efforts to reduce class sizes and improve instructional conditions, particularly in traditional school settings.



Teacher Experience

In the 2024–25 school year, the proportion of “experienced” teachers—those with two or more years of teaching experience—rose slightly, increasing from **86.7** percent in 2023–24 to **88.3** percent. This figure has remained relatively stable over the past six years, consistently falling within the mid to high 80 percent range, with a peak of 89.8 percent in the 2020–21 school year. The 88.3 percent mark represents a strong majority and signals a return to the level of experienced teachers seen in the 2019–20 school year.



Administrators and Pupil Services

In the 2024–25 school year, the number of administrators dropped slightly by **191**, bringing the total to **28,589**. This decline affected most demographic groups, with White and Hispanic or Latino administrators seeing the largest decreases—**94** and **68**, respectively. Meanwhile, the number of pupil services staff—such as nurses and counselors—continued to grow, increasing by **857** to a statewide total of **37,392**. Despite the decrease in administrators, the student-to-administrator ratio improved, falling to **203.3 to 1**. The student-to-pupil services ratio also improved, decreasing to **157.5 to 1**. Most administrators remain experienced, with **96** percent having at least two years of experience alongside **86** percent of pupil services staff.

RESEARCH PARTNERSHIPS

The California Department of Education (CDE) continues to collaborate with other state agencies and research institutions to share data, advance research initiatives, and meet reporting requirements. For instance, the CDE currently has active research data sharing partnerships relating to certificated staff data with the University of California, Los Angeles (UCLA), the Learning Policy Institute, and WestEd, among others.



Staff data are also shared with the California Commission on Teacher Credentialing to facilitate the annual monitoring of teacher assignments. As the state with one of the most populous student enrollment, these collaborations foster new areas of inquiry and discovery to help policy makers make more informed decisions about California students and educators.



Resources

To access details about each certificated staff report, resources related to teachers and certificated staff, and takeaways of the most recent DataQuest report released during the year, refer to the CDE DataQuest Highlights web page at <https://www.cde.ca.gov/ds/cm/dqhighlights.asp>.

For more information, please visit the CDE DataQuest web page at <https://www.cde.ca.gov/ds/ad/dataquest.asp>. Contact the Analysis, Measurement, and Accountability Reporting Division by email at dro@cde.ca.gov.

