



California Department of Education
**CALIFORNIA ELEMENTARY SCHOOL
CALIFORNIA SCHOOL DISTRICT**

SSID: 9999999995
School Year: 2025–26
Grade: 5

FOR THE FAMILY OF:
JENNY M. LASTNAME
1234 MAIN ST UNIT 1234
YOUR CITY, CA 12345





What is the CAASPP?

The California Assessment of Student Performance and Progress (CAASPP) consists of assessments aligned with the state standards that outline the expectations for what students know and can do. Students in grades three through eight and eleven take the English language arts/literacy (ELA) and mathematics assessments. Students take the California Science Test (CAST) in grades five and eight, and once in high school. With each assessment, students are expected to write clearly, think critically, and solve problems.




If you have any questions about the assessments or your child's results, you may contact your child's teacher for more information.

What do the scores mean?

Students receive an overall score and an achievement level. There are four different achievement levels that describe students' grade-level knowledge and skills:

-  Level 4: Advanced
-  Level 3: Proficient
-  Level 2: Developing
-  Level 1: Minimal

In addition, there is more detailed information about student performance in specific areas, which is reported as one of three categories:

-  Above Proficient
-  At or Near Proficient
-  Below Proficient

These results provide a measure of where students are excelling and where they can improve. Assessment results are only one measure and should be combined with other information to better understand student achievement.



For more information about these tests—including sample test questions—visit <https://CA.StartingSmarter.org/>.



Smarter Balanced for English Language Arts/Literacy

Jenny's Overall ELA Score


Jenny demonstrated proficient grade-level knowledge and skills.

Level

3

Proficient

Proficient



The score range for grade five is 2200–2730.

Jenny's Score History

Jenny's score increased from last year, enough to reach a higher level.

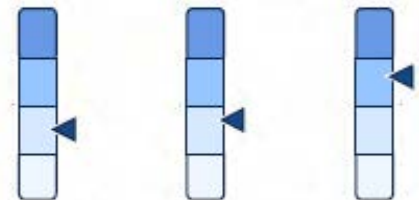
Grade	Grade 3	Grade 4	Grade 5
Score	2400	2460	2541
Level	Level 2	Level 2	Level 3

Level 4

Level 3

Level 2

Level 1



Standards for the next grade are higher than for the previous grade. As a result, students may need a higher score to stay in the same level as the previous year.

Jenny's Performance Areas



Reading and Listening

How well did Jenny understand written and spoken information?

≈ **At or Near Proficient**



Writing and Research

How well did Jenny use research skills and communicate in writing?

★ **Above Proficient**



Smarter Balanced for Mathematics

Jenny's Overall Mathematics Score

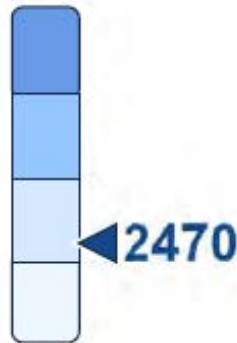
Jenny demonstrated developing grade-level knowledge and skills.

Level

2

Developing

Developing



The score range for grade five is 2220–2740.

Jenny's Score History

Jenny's score increased from last year, but not enough to reach a higher level.

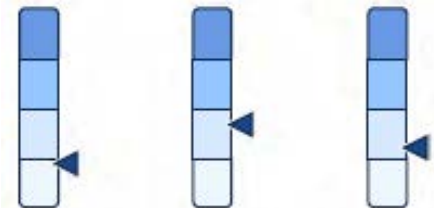
Grade	Grade 3	Grade 4	Grade 5
Score	2380	2467	2470
Level	Level 1	Level 2	Level 2

Level 4

Level 3

Level 2

Level 1



Standards for the next grade are higher than for the previous grade. As a result, students may need a higher score to stay in the same level as the previous year.

Jenny's Performance Areas



Concepts and Procedures

How well did Jenny apply mathematical concepts and procedures to solve problems?



Below Proficient



Mathematical Practices

How well did Jenny apply strategies to solve complex problems and explain the reasoning for the solution?



At or Near Proficient



Jenny's Essay Performance

Jenny was assigned a narrative essay as part of the test. Jenny's essay is scored in three categories and provides additional information about Jenny's writing. For more information, review the Understanding the Smarter Balanced Writing Extended Response Question document at <https://CAASPP-ELPAC.org/WER/>.

Organization/Purpose



Did the writing tell a complete story with a setting, character(s), and a clear sequence of events?

3 out of 4

Development/Elaboration



Were the experiences, characters, setting, and events clearly developed in the story? Did the writing make use of effective vocabulary, figurative language, and style?

3 out of 4

Conventions



Did the writing include correct sentence formation, punctuation, spelling, capitalization, and grammar?

1 out of 2

Jenny's Lexile® and Quantile® Measures

Lexile and Quantile measures are reported from the Smarter Balanced for ELA and Smarter Balanced for Mathematics assessments. Lexile measures show the level of text your child can read and understand independently. Quantile measures identify the mathematic skills and concepts your child is ready to learn next. To learn more about these measures and to access Lexile and Quantile resources to support learning, visit <https://Hub.Lexile.com/Family/>.

 **980L**

 **685Q**

How Jenny's Scores Compare

Smarter Balanced for ELA		
Your Child's Score	School Average	State Average
2541	2530	2491

Smarter Balanced for Mathematics		
Your Child's Score	School Average	State Average
2470	2577	2483



California Science Test

Jenny's Overall Science Score

Jenny demonstrated proficient grade-level knowledge and skills.

Level

3

Proficient

Proficient



The score range for grade five is 150–250.

How Jenny's Score Compares

Your Child's Score	School Average	State Average
220	209	202

Jenny's Performance Areas



Earth and Space Sciences

How much did your child learn about Earth's place in the universe, Earth's systems, and Earth and human activity?



At or Near
Proficient



Life Sciences

How much did your child learn about living things, ecosystems, heredity, and biological evolution?



Above
Proficient



Physical Sciences

How much did your child learn about matter and its interactions, motion and stability, energy, and waves and their applications?



At or Near
Proficient



This page is intentionally left blank.



California Department of Education
CALIFORNIA ELEMENTARY SCHOOL
CALIFORNIA UNIFIED

memo-itb-adad-jun25item01

Attachment 1

Page 7 of 10

SSID: 9999999906

Test Date: 04/11/2025

Grade: 5

FOR THE FAMILY OF:

MILO M. JONES




1234 MAIN STREET

UNIT 1234Y

OUR CITY, CA 12345-1234

What do the scores mean?

Students receive an overall score and an achievement level. The goal for all students is to reach the highest level. There are three different achievement levels:

-  Level 3: High Degree
-  Level 2: Moderate Degree
-  Level 1: Limited Degree

Milo's Overall CSA Score

Level

3

High Degree

Level 3

xxx-xxx

Level 2

xxx-xxx

Level 1

xxx-xxx

570

In addition, there is more detailed information about what students know and can do in each domain, which is reported as one of the following categories:



What is the CSA?

The California Spanish Assessment (CSA) is an optional Spanish reading/language arts test that is aligned with the Common Core State Standards en Español. Students in grades three through eight and high school who are receiving instruction in Spanish, or seeking a measure of their Spanish language arts/literacy skills, take the CSA.

These results provide a measure of where students are excelling and where they can improve. Assessment results are only one measure and should be combined with other information to better understand student achievement.

If you have any questions about the assessment or your child's results, you may contact your child's teacher or visit <https://www.caaspp-elpac.org/assessments/caaspp/CSA/>.



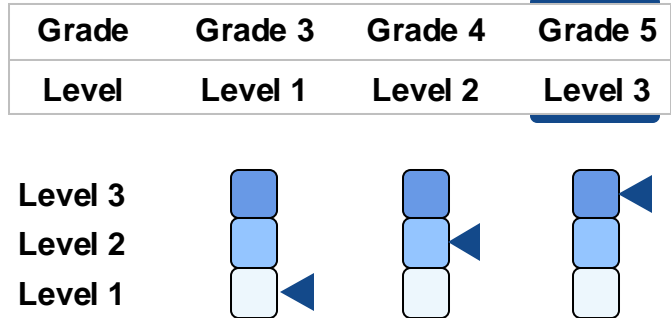
For more information about these tests, including resources you can use to support your child's learning at home, visit <https://CA.StartingSmarter.org/>



California Spanish Assessment

Milo's Score History

Milo's overall level increased from last year.



Milo's Performance Areas



Listening

How well did your child comprehend spoken Spanish in a range of contexts?



Not on track



On track



Reading

How well did your child read, analyze, and interpret Spanish texts in a variety of genres?



Not on track



On track



Writing

How well did your child write texts in Spanish to accurately describe and explain ideas?



Not on track



On track



California Department of Education
CALIFORNIA ELEMENTARY SCHOOL
CALIFORNIA UNIFIED




memo-itb-adad-jun25item01
Attachment 1
Page 9 of 10

SSID: 9999999906
Test Date: 04/11/2025
Grade: 9

FOR THE FAMILY OF:
MIA LOPEZ
1234 MAIN STREET
UNIT 1234Y
OUR CITY, CA
12345-1234

What do the scores mean?

Students receive an overall score and an achievement level. The goal for all students is to reach the highest level. There are three different achievement levels:

-  Level 3: High Degree
-  Level 2: Moderate Degree
-  Level 1: Limited Degree

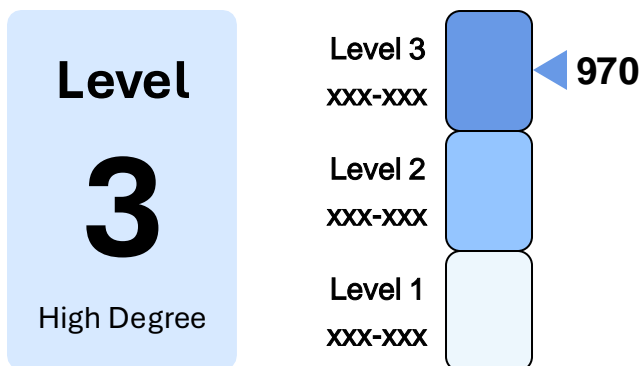
In addition, there is more detailed information about what students know and can do in each domain, which is reported as one of the following categories:



These results provide a measure of where students are excelling and where they can improve. Assessment results are only one measure and should be combined with other information to better understand student achievement.

If you have any questions about the assessment or your child's results, you may contact your child's teacher or visit <https://www.caaspp-elpac.org/assessments/caaspp/CSA/>.

Mia's Overall CSA Score



What is the CSA?

The California Spanish Assessment (CSA) is an optional Spanish reading/language arts test that is aligned with the Common Core State Standards en Español. Students in grades three through eight and high school who are receiving instruction in Spanish, or seeking a measure of their Spanish language arts/literacy skills, take the CSA.



For more information about these tests, including resources you can use to support your child's learning at home, visit <https://CA.StartingSmarter.org/>

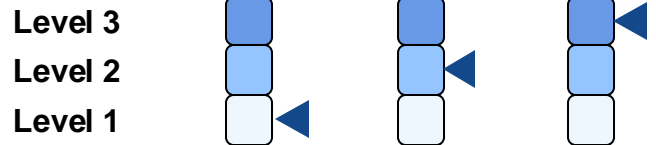


California Spanish Assessment

Mia's Score History

Mia's overall level increased from last year.

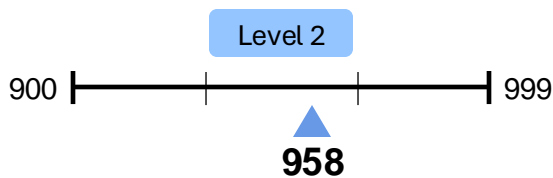
Grade	Grade 7	Grade 8	Grade 9
Level	Level 1	Level 2	Level 3



Mia's Performance Areas

Mia's overall score consists of 40 percent from the oral performance area (Listening and Speaking) and 60 percent from the written performance area (Reading and Writing).

Oral Literacy Score



Listening



Not on track

On track

Summarize main
ideas and details

Speaking



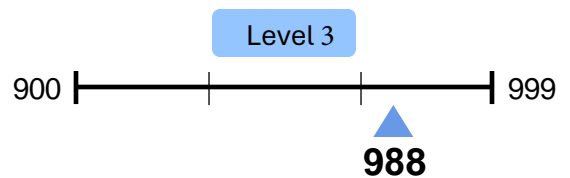
Not on track



On track

Communicate a
variety of ideas clearly

Written Literacy Score



Reading



Not on track



On track

Understand and identify
main ideas in stories

Writing



Not on track



On track

Use language to
communicate ideas