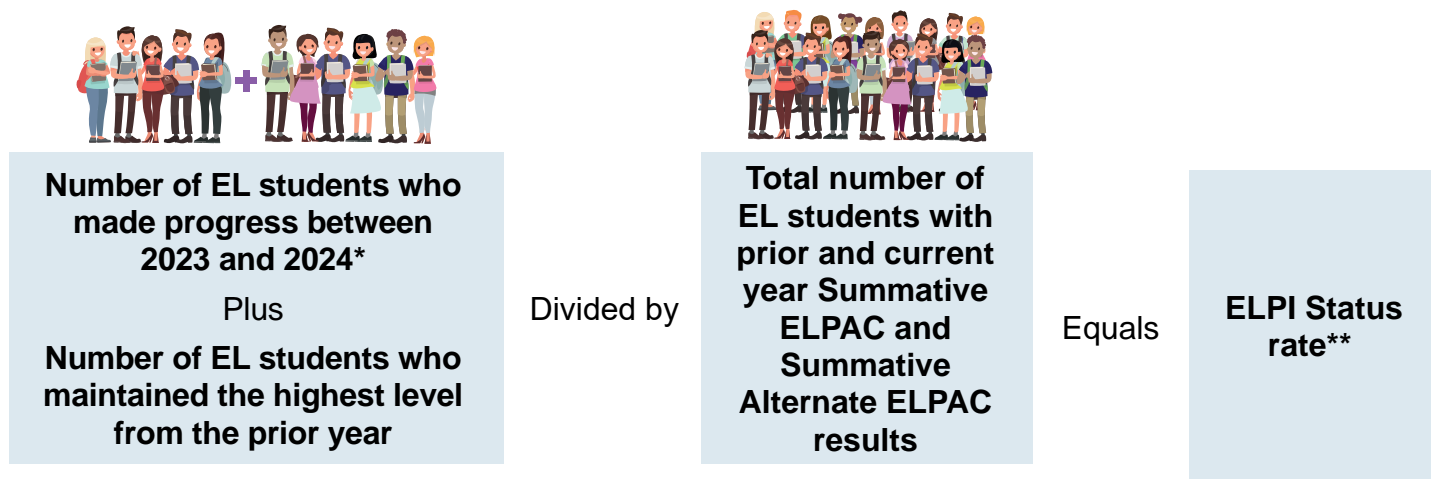


# English Learner Progress Indicator

The English Learner Progress Indicator (ELPI) reports on the progress English learner (EL) students are making towards English language proficiency at their schools and districts. Starting in 2024, a Long-Term English Learner (LTEL) student group will be added within the ELPI. The ELPI relies on the results of the Summative English Language Proficiency Assessments for California (ELPAC), including Summative Alternate ELPAC results, to determine EL student progress.

## Calculating Current Year Status

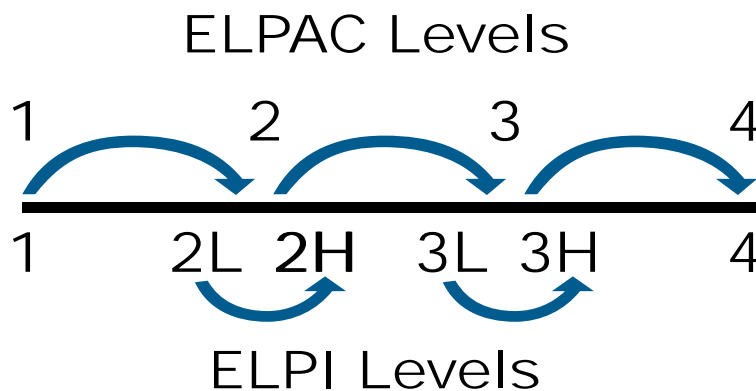


\*For EL students taking the Summative ELPAC, progress is advancing at least one ELPI level. For EL students taking the Summative Alternate ELPAC, progress is advancing at least one level on the Summative Alternate ELPAC or a scale score change of at least plus ten.

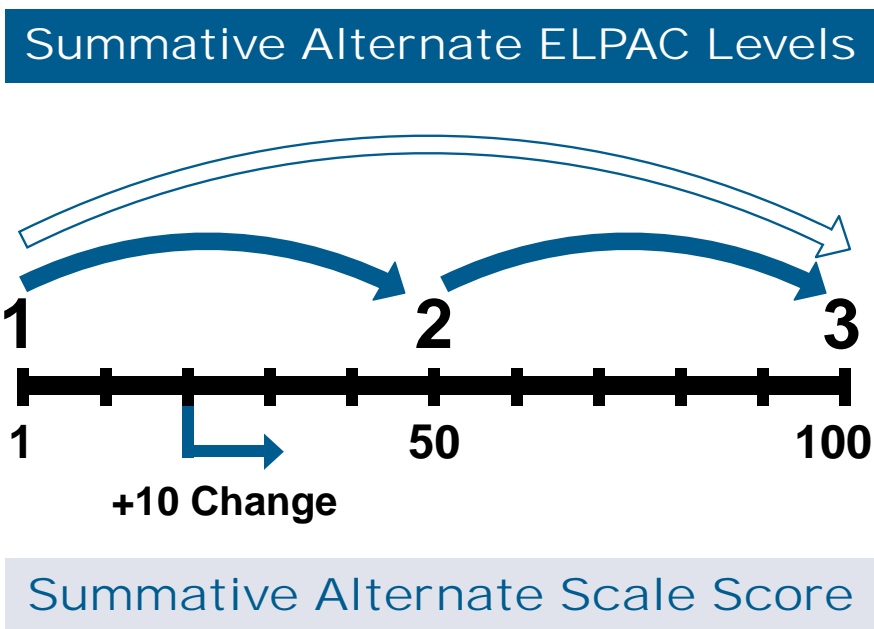
\*\*ELPI Status rate is used to determine Change for this indicator.

## Making Progress Towards English Language Proficiency

For the EL students taking the Summative ELPAC, those who increase an ELPI level or maintain ELPAC Level 4 are counted as making progress towards English language proficiency.



For the EL students taking the Summative Alternate ELPAC, those who increase at least one ELPAC level, maintain Level 3, or have a scale score change of plus ten are counted as making progress towards English language proficiency.



### Comparing Current and Prior Year Status

ELPI Change measures the rate at which schools or districts are improving their ability to move their EL students towards English language proficiency.

It is the difference between the prior year Status and the current year Status as shown in the formula below.

$$\begin{array}{ccccc}
 \text{Current Year Status Rate} & \text{Minus} & \text{Prior Year Status Rate} & \text{Equals} & \text{ELPI Change}
 \end{array}$$

For more information, visit the [California Department of Education California School Dashboard and System of Support web page](#).

Contact the Analysis, Measurement, and Accountability Reporting Division by email at [dashboard@cde.ca.gov](mailto:dashboard@cde.ca.gov).

