











# College/Career Indicator

The College/Career Indicator measures how well local educational agencies (LEAs) and schools are preparing students for likely success after graduation. Only graduates can be classified as Prepared or Approaching Prepared. For schools and LEAs to demonstrate success on this state indicator, high school graduates must meet at least one of the measures in the prepared level.





## PREPARED

-  **Smarter Balanced Summative Assessments:** Score of Level 3 "Standard Met" or higher on both English language arts/literacy (ELA) and mathematics
-  **Advanced Placement (AP) Exams:** Score of 3 or higher on two AP exams
-  **International Baccalaureate (IB) Exams:** Score of 4 or higher on two IB exams
-  **Completion of Dual Enrollment:** Two semesters or three quarters of college coursework with a grade of C- or better in academic/CTE subjects where college credit is awarded
-  **University of California (UC) and California State University (CSU) a-g requirements:** Complete a-g course requirements with a grade of C- or better plus one of the Additional Criteria from the box below
-  **Career Technical Education (CTE) Pathway:** Pathway completion with a grade of C- or better in the capstone course plus one of the Additional Criteria from the box below

### Additional Criteria

-  Smarter Balanced Summative Assessment Scores:
  - Level 3 or higher on ELA and at least a Level 2 "Standard Nearly Met" in mathematics, or
  - Level 3 or higher on mathematics and at least a Level 2 in ELA
-  One semester/two quarters of Dual Enrollment with a grade of C- or better in academic/CTE subjects
-  Score of 3 on one AP exam or score of 4 on one IB Exam (for a-g requirement only)
-  Completion of CTE Pathway (for a-g requirement only)

## APPROACHING PREPARED

-  **Smarter Balanced Summative Assessments:** Score of Level 2 "Standard Nearly Met" on both ELA and mathematics
-  **Completion of Dual Enrollment:** One semester or two quarters of college coursework with a grade of C- or better in academic/CTE subjects where college credit is awarded
-  **UC and CSU a-g requirements:** Complete a-g course requirements with a grade of C- or better
-  **CTE Pathway:** Pathway completion with a grade of C- or better in the capstone course

### Criteria Key

-  Assessment
-  Coursework

## NOT PREPARED

Did not meet any of the measures or did not graduate.

