

These documents were provided, as is, to the California Department of Education (CDE) by the **Los Angeles County Office of Education** for the item on **T.I.M.E. Community** on the March 2023 State Board of Education Meeting Agenda. This document is posted to the CDE website to meet the legal requirements of California *Education Code* Section 33009.5. Minor formatting changes may have occurred during document remediation.

For more information regarding the content of this material, please contact the Charter Schools Division by phone at 916-322-6029 or by e-mail at [charters@cde.ca.gov](mailto:charters@cde.ca.gov).

## **Attachment 6**

### **October 31, 2022, T.I.M.E. Community Revised Budget for Fiscal Year 2022–23**

#### **Table of Contents**

Email 1 dated October 27, 2022, from Marisol Felix for Subject: RE: Approved Budget with Attachment: FY23 TIME LCFF-Calculator .....	2
Attachment to email 1: FY23 TIME LCFF-Calculator .....	7
Email 2 dated October 31, 2022, from Marisol Felix for Subject: RE: Approved Budget with Attachment: TIME Financial Narrative & Summary .....	40
Attachment to email 2: TIME Financial Narrative & Summary .....	45

**Email 1 dated October 27, 2022, from Marisol Felix for  
Subject: RE: Approved Budget with Attachment: FY23  
TIME LCFF-Calculator**

**Makenna Huey**

---

**From:** Marisol Felix <mfelix@charterimpact.com>  
**Sent:** Thursday, October 27, 2022 12:47 PM  
**To:** Chan\_Vo; Gabriel Ramirez  
**Cc:** Chau\_Rick; Brown\_Darryl  
**Subject:** RE: Approved Budget  
**Attachments:** FY23 TIME LCFF-Calculator - 2022-03-24 - V.23.1b 22.10.10.xlsx

Hi Vo

Please see the LCFF Calculator

Thank you for your time and patience.

**Marisol Felix M.P.A.**  
*Director of Client Finance*

**Charter Impact, Inc.**  
8500 Balboa Blvd., Suite 140  
Northridge, CA 91325  
Office: (888) 474-0322 Ext. 129  
Direct: (323) 986-6648  
Fax: (888) 562-9312  
[www.charterimpact.com](http://www.charterimpact.com)

Privileged and Confidential Communication.  
This electronic transmission, and any documents attached hereto, (a) are protected by the Electronic Communications Privacy Act (18 USC §§ 2510-2521), (b) may contain confidential and/or legally privileged information, and (c) are for the sole use of the intended recipient named above. If you have received this electronic message in error, please notify the sender and delete the electronic message. Any disclosure, copying, distribution, or use of the contents of the information received in error is strictly prohibited.

---

**From:** Chan\_Vo <Chan\_Vo@lacoedu.edu>  
**Sent:** Thursday, October 27, 2022 12:44 PM  
**To:** Marisol Felix <mfelix@charterimpact.com>; Gabriel Ramirez <gramirez@timecommunityschools.org>  
**Cc:** Chau\_Rick <Chau\_Rick@lacoedu.edu>; Brown\_Darryl <Brown\_Darryl@lacoedu.edu>  
**Subject:** RE: Approved Budget

**CAUTION: This message originated from an external domain, please use caution when clicking on links or opening attachments.**

Sorry, I forgot to also ask for a copy of your LCFF calculator for the revised budget.

Thanks,

Vo

---

**From:** Chan\_Vo <[Chan\\_Vo@lacoedu.edu](mailto:Chan_Vo@lacoedu.edu)>  
**Sent:** Thursday, October 27, 2022 12:22 PM  
**To:** Marisol Felix <[mfelix@charterimpact.com](mailto:mfelix@charterimpact.com)>; Gabriel Ramirez <[gramirez@timecommunityschools.org](mailto:gramirez@timecommunityschools.org)>  
**Cc:** Chau\_Rick <[Chau\\_Rick@lacoedu.edu](mailto:Chau_Rick@lacoedu.edu)>; Brown\_Darryl <[Brown\\_Darryl@lacoedu.edu](mailto:Brown_Darryl@lacoedu.edu)>  
**Subject:** Re: Approved Budget

Hi Marisol,

Would you be able to provide by noon on Monday 10/31?

Thanks,

Vo

Get [Outlook for iOS](#)

---

**From:** Marisol Felix <[mfelix@charterimpact.com](mailto:mfelix@charterimpact.com)>  
**Sent:** Thursday, October 27, 2022 12:17 PM  
**To:** Chan\_Vo <[Chan\\_Vo@lacoedu.edu](mailto:Chan_Vo@lacoedu.edu)>; Gabriel Ramirez <[gramirez@timecommunityschools.org](mailto:gramirez@timecommunityschools.org)>  
**Cc:** Chau\_Rick <[Chau\\_Rick@lacoedu.edu](mailto:Chau_Rick@lacoedu.edu)>; Brown\_Darryl <[Brown\\_Darryl@lacoedu.edu](mailto:Brown_Darryl@lacoedu.edu)>  
**Subject:** RE: Approved Budget

Hi Vo,

Thank you for your email. When would you like to receive this information?

Thank you for your time and patience.

**Marisol Felix M.P.A.**  
*Director of Client Finance*

**Charter Impact, Inc.**  
8500 Balboa Blvd., Suite 140  
Northridge, CA 91325  
Office: (888) 474-0322 Ext. 129  
Direct: (323) 986-6648  
Fax: (888) 562-9312  
[www.charterimpact.com](http://www.charterimpact.com)

Privileged and Confidential Communication.

This electronic transmission, and any documents attached hereto, (a) are protected by the Electronic Communications Privacy Act (18 USC §§ 2510-2521), (b) may contain confidential and/or legally privileged information, and (c) are for the sole use of the intended recipient named above. If you have received this electronic message in error, please notify the sender and delete the electronic message. Any disclosure, copying, distribution, or use of the contents of the information received in error is strictly prohibited.

---

**From:** Chan\_Vo <[Chan\\_Vo@lacoedu.edu](mailto:Chan_Vo@lacoedu.edu)>  
**Sent:** Thursday, October 27, 2022 12:08 PM  
**To:** Gabriel Ramirez <[gramirez@timecommunityschools.org](mailto:gramirez@timecommunityschools.org)>  
**Cc:** Marisol Felix <[mfelix@charterimpact.com](mailto:mfelix@charterimpact.com)>; Chau\_Rick <[Chau\\_Rick@lacoedu.edu](mailto:Chau_Rick@lacoedu.edu)>; Brown\_Darryl

<[Brown\\_Darryl@lacoedu.edu](mailto:Brown_Darryl@lacoedu.edu)>

**Subject:** RE: Approved Budget

**CAUTION: This message originated from an external domain, please use caution when clicking on links or opening attachments.**

Hello Gabriel,

The budget assumptions are very helping in understanding the latest budget. However, we are also requesting a narrative explaining material changes between the adopted budget and the revised budget. For example, we know that LCFF revenues will decrease substantially due to actual current enrollment of 64 compared budgeted enrollment of 110. We would need similar explanations for other revenues and expenses adjustments. Please let me know if you have any questions, or would prefer to schedule a meeting to discuss.

Regards,

Vo

---

**From:** Gabriel Ramirez <[gramirez@timecommunityschools.org](mailto:gramirez@timecommunityschools.org)>

**Sent:** Wednesday, October 26, 2022 3:49 PM

**To:** Chan\_Vo <[Chan\\_Vo@lacoedu.edu](mailto:Chan_Vo@lacoedu.edu)>

**Cc:** Marisol Felix <[mfelix@charterimpact.com](mailto:mfelix@charterimpact.com)>

**Subject:** Re: Approved Budget

Last Thursday

On Wed, Oct 26, 2022 at 3:48 PM Chan\_Vo <[Chan\\_Vo@lacoedu.edu](mailto:Chan_Vo@lacoedu.edu)> wrote:

Hello Gabriel,

When was this budget board approved?

Thanks,

Vo

---

**From:** Gabriel Ramirez <[gramirez@timecommunityschools.org](mailto:gramirez@timecommunityschools.org)>

**Sent:** Wednesday, October 26, 2022 3:45 PM

**To:** Chan\_Vo <[Chan\\_Vo@lacoedu.edu](mailto:Chan_Vo@lacoedu.edu)>

**Cc:** Marisol Felix <[mfelix@charterimpact.com](mailto:mfelix@charterimpact.com)>

**Subject:** Approved Budget

Hello:


Please see attached approved budget.

Thank you,

--

Dr. Gabriel Ramirez


Executive Director & Founder



**CAUTION:** This email originated from outside of LACOE. Please do not click links or open attachments unless you recognize the sender and expected the message.

--

Dr. Gabriel Ramirez  
Executive Director & Founder



**CAUTION:** This email originated from outside of LACOE. Please do not click links or open attachments unless you recognize the sender and expected the message.

**CAUTION:** This email originated from outside of LACOE. Please do not click links or open attachments unless you recognize the sender and expected the message.

**CAUTION:** This email originated from outside of LACOE. Please do not click links or open attachments unless you recognize the sender and expected the message.

**Attachment to email 1: FY23 TIME LCFF-Calculator**



October 31, 2022, T.I.M.E. Community  
 Revised Budget for Fiscal Year 2022-23

Data Entry Tab

LCFF CALCULATOR	
<input type="text" value="140756"/>	5 digit District code or 7 digit School code (from the CDS code)
<input type="text" value="NO"/>	Is this calculation for a new charter school? (select from drop down list)
<input type="text" value="Charter"/>	Projection Type
<input type="text"/>	Projection Date
LEA:	T.I.M.E. Community
Projection Title:	FY23 September Forecast
Created by:	
Email:	
Phone:	

	PY3	PY2	PY1	CY	CY1	CY2	CY3	CY4
<b>T.I.M.E. Community (140756)</b>	<b>2019-20</b>	<b>2020-21</b>	<b>2021-22</b>	<b>2022-23</b>	<b>2023-24</b>	<b>2024-25</b>	<b>2025-26</b>	<b>2026-27</b>
<b>( 1 ) UNIVERSAL ASSUMPTIONS</b>								
Supplemental Grant %	20.00%	20.00%	20.00%	20.00%	20.00%	20.00%	20.00%	20.00%
Concentration Grant (>55% population)	50.00%	50.00%	65.00%	65.00%	65.00%	65.00%	65.00%	65.00%
Statutory COLA & Augmentation/Suspension <i>(prefilled as calculated by the Department of Finance, DOF)</i>	3.26%	0.00%	5.07%	13.26%	5.38%	4.02%	3.72%	3.47%
Statutory COLA	3.26%	2.31%	1.70%	6.56%	5.38%	4.02%	3.72%	3.47%
Augmentation/(COLA Suspension)	0.00%	-2.31%	3.37%	6.70%	0.00%	0.00%	0.00%	0.00%
Base Grant Proration Factor	0.00%	0.00%	0.00%	0.00%	0.00%	0.00%	0.00%	0.00%
Add-on, ERT & MSA Proration Factor	0.00%	0.00%	0.00%	0.00%	0.00%	0.00%	0.00%	0.00%
Transitional Kindergarten Add-on (2022-23 forward)								
EPA Entitlement as % of statewide adjusted Revenue Limit (P-2)	16.08698870%	70.06785065%	73.31789035%					
EPA Entitlement as % of statewide adjusted Revenue Limit (Annual)	16.13801139%	82.74488538%						
Local EPA Accrual								
Local EPA Accrual - Prior Year								

October 31, 2022, T.I.M.E. Community  
Revised Budget for Fiscal Year 2022-23

Data Entry Tab

T.I.M.E. Community (140756)		2019-20	2020-21	2021-22	2022-23	2023-24	2024-25	2025-26	2026-27
<b>( 2 ) CHARTER SCHOOL DATA ELEMENTS REQUIRED TO CALCULATE THE LCFF</b>									
Is this a non-classroom based charter school? (select from drop down list)		<input type="text"/>							
<b>NEW CHARTER SCHOOLS</b>		New Charter School Name: <input type="text"/>							
		Year that charter starts operation (select from drop down list): <input type="text" value="2021-22"/>							
<b>( a ) TRANSFER OF IN-LIEU PROPERTY TAX</b>		<b>Note:</b> Charter schools should contact sponsoring district(s) for In-lieu estimate							
I-4	F-6 / F-7 In-Lieu of Property Tax	<input type="text"/>							
<b>( b ) UNDUPLICATED PUPIL PERCENTAGE (UPP)</b>									
A-1.2, A-2.2, A-3.2 Enrollment (second prior year)		-	-						
A-1.1, A-2.1, A-3.1 Enrollment (first prior year)		-	-						
A-1, A-2, A-3	Enrollment			40	64	124	325	540	600
B-1.2, B-2.2, B-3.2 Unduplicated Pupil Count (second prior year)									
B-1.1, B-2.1, B-3.1 Unduplicated Pupil Count (first prior year)									
B-1, B-2, B-3	Unduplicated Pupil Count								
		<i>3-yr rolling percentage</i>	<i>3-yr rolling percentage</i>	<i>3-yr rolling percentage</i>	<i>3-yr rolling percentage</i>	<i>3-yr rolling percentage</i>	<i>3-yr rolling percentage</i>	<i>3-yr rolling percentage</i>	<i>3-yr rolling percentage</i>
	Single Year Unduplicated Pupil Percentage	0.00%	0.00%	100.00%	100.00%	100.00%	100.00%	100.00%	100.00%
C-1	Unduplicated Pupil Percentage (%)	0.00%	0.00%	100.00%	100.00%	100.00%	100.00%	100.00%	100.00%
<b>( c ) CONCENTRATION GRANT FUNDING LIMITATION: District of Physical Location</b>									
Enter the unduplicated pupil percentage (UPP) of the district where the charter school is physically located. If the charter school has a physical location within the boundaries of more than one district, enter the highest district UPP of all locations.									
D-3	Unduplicated Pupil Percentage (%)	<input type="text"/>							
	Unduplicated Pupil Percentage: Supplemental Grant	0.00%	0.00%	100.00%	100.00%	100.00%	100.00%	100.00%	100.00%
	Unduplicated Pupil Percentage: Concentration Grant	0.00%	0.00%	84.74%	84.74%	84.74%	84.74%	84.74%	84.74%
<b>( d ) AVERAGE DAILY ATTENDANCE (ADA)</b>									
ADA used for the Transitional Kindergarten Add-on <b>ONLY</b> :									
	TK								
ADA used for Base, Supplemental and Concentration Grant Calculations:									
Enter P2 Data - Note: Charter School ADA is always funded on current year									
B-1	Grades TK-3	<input type="text"/>							
B-2	Grades 4-6	<input type="text"/>							
B-3	Grades 7-8	<input type="text"/>							
B-4	Grades 9-12	<input type="text"/>							
	SUBTOTAL ADA	-	-	34.37	60.80	117.80	308.75	513.00	570.00
	RATIO: ADA to Enrollment	-	-	0.86	0.95	0.95	0.95	0.95	0.95
<b>( e ) OTHER LCFF ADJUSTMENTS</b>									
Miscellaneous Adjustments (line H-2), include adjustments for audit penalties and special legislation. Adjustments can be positive or negative.									
Minimum State Aid Adjustments (Line J-5), captures adjustments for audit penalties and special legislation. Adjustments can be positive or negative.									
H-2	Miscellaneous Adjustments	<input type="text"/>							



October 31, 2022, T.I.M.E. Community  
 Revised Budget for Fiscal Year 2022-23

Data Entry Tab

T.I.M.E. Community (140756)		2019-20	2020-21	2021-22	2022-23	2023-24	2024-25	2025-26	2026-27
J-5	Minimum State Aid Adjustments	\$ -	\$ -	\$ -					



October 31, 2022, T.I.M.E. Community  
Revised Budget for Fiscal Year 2022-23

Data Entry Tab

T.I.M.E. Community (140756)		2019-20	2020-21	2021-22	2022-23	2023-24	2024-25	2025-26	2026-27
<b>( 3 ) SCHOOL DISTRICT DATA ELEMENTS REQUIRED TO CALCULATE THE LCFF</b>									
<b>( a ) GENERAL QUESTIONS</b>									
	Is your district required to transfer in-lieu taxes to a charter school?	NO							
	Does your district have a necessary small school?	NO							
<b>( b ) K-3 GRADE SPAN ADJUSTMENT FUNDING DETERMINATION</b>									
	Did your district meet the requirements of funding?	YES	YES	YES	YES	YES	YES	YES	YES
<b>( c ) PROPERTY TAXES</b>									
C-1 A-6	Estimated Property Taxes (excluding RDA)	\$ -	\$ -	\$ -					
B-5	Redevelopment Agency Local Revenue	\$ -	\$ -	\$ -					
	Less In-Lieu Property Tax Transfer	\$ -	\$ -	\$ -	\$ -	\$ -	\$ -	\$ -	\$ -
	Total Local Revenue	\$ -	\$ -	\$ -	\$ -	\$ -	\$ -	\$ -	\$ -
<b>( d ) OTHER LCFF ADJUSTMENTS</b>									
If applicable, enter adjustments for special legislation, instructional time penalties, and class size penalties populated from the Class Size Penalties exhibit. Adjustments can be positive or negative.									
H-2	Miscellaneous Adjustments	\$ -	\$ -	\$ -					
J-5	Minimum State Aid Adjustments	\$ -	\$ -	\$ -					
<b>( e ) UNDUPLICATED PUPIL PERCENTAGE</b>									
A-1.2 / A-3.2	District Enrollment (second prior year)	-	-						
A-1.1 / A-3.1	District Enrollment (first prior year)	-	-						
A-1 / A-3	District Enrollment	-	-	-					
A-2.2 / A-4.2	COE Enrollment (second prior year)	-	-						
A-2.1 / A-4.1	COE Enrollment (first prior year)	-	-						
A-2 / A-4	COE Enrollment	-	-	-					
	Total Enrollment	-	-	-	-	-	-	-	-
B-1.2 / B-3.2	District Unduplicated Pupil Count (second prior year)	-	-						
B-1.1 / B-3.1	District Unduplicated Pupil Count (first prior year)	-	-						
B-1 / B-3	District Unduplicated Pupil Count	-	-	-					
B-2.2 / B-4.2	COE Unduplicated Pupil Count (second prior year)	-	-						
B-2.1 / B-4.1	COE Unduplicated Pupil Count (first prior year)	-	-						
B-2 / B-4	COE Unduplicated Pupil Count	-	-	-					
	Total Unduplicated Pupil Count	-	-	-	-	-	-	-	-
		3-yr rolling percentage	3-yr rolling percentage	3-yr rolling percentage	3-yr rolling percentage	3-yr rolling percentage	3-yr rolling percentage	3-yr rolling percentage	3-yr rolling percentage
	Single Year Unduplicated Pupil Percentage	0.00%	0.00%	0.00%	0.00%	0.00%	0.00%	0.00%	0.00%
C-1	Unduplicated Pupil Percentage (%)	0.00%	0.00%	0.00%	0.00%	0.00%	0.00%	0.00%	0.00%

October 31, 2022, T.I.M.E. Community  
Revised Budget for Fiscal Year 2022-23

Data Entry Tab

T.I.M.E. Community (140756)		2019-20	2020-21	2021-22	2022-23	2023-24	2024-25	2025-26	2026-27
<b>( f ) AVERAGE DAILY ATTENDANCE (ADA)</b>									
<b>ADA used for the Transitional Kindergarten Add-on ONLY:</b>									
	TK								
<b>ADA used for Base, Supplemental and Concentration Grant Calculations:</b>									
Enter ADA by grade span. The calculator will determine the most advantageous funding option for each year's funding calculation.									
<b>Did your district comply with EC 42238.023 as required for the 2021-22 Attendance Recovery determination calculation (Proxy ADA)?</b>					<input type="text" value="Select Option"/>				
Current Year ADA: (P-2, Annual for Special Day Class Extended Year)									
B-1, D-6	<b>Grades TK-3</b>	-	-	-					
B-2, D-7	<b>Grades 4-6</b>	-	-	-					
B-3, D-8	<b>Grades 7-8</b>	-	-	-					
B-4, D-9	<b>Grades 9-12</b>	-	-	-					
TOTAL CURRENT YEAR ADA		-	-	-	-	-	-	-	-
Nonpublic School, NPS-Licensed Children Institutions, Community Day School: (Annual)									
E-1, D-17	<b>Grades TK-3</b>	-	-	-					
E-2, D-18	<b>Grades 4-6</b>	-	-	-					
E-3, D-19	<b>Grades 7-8</b>	-	-	-					
E-4, D-20	<b>Grades 9-12</b>	-	-	-					
TOTAL NPS-CDS (Annual)		-	-	-	-	-	-	-	-
<b>District Basic Aid ADA funded outside of the LCFF</b> (Court Ordered, Voluntary Tfr. & Open Enrollment) <small>(For calculating EPA only; this ADA is not included in the LCFF funding calculation).</small>									
DISTRICT TOTAL		-	-	-	-	-	-	-	-
County Operated Programs, e.g. Community School, Special Ed: (P-2 / Annual)									
E-6, E-11	<b>Grades TK-3</b>	-	-	-					
E-7, E-12	<b>Grades 4-6</b>	-	-	-					
E-8, E-13	<b>Grades 7-8</b>	-	-	-					
E-9, E-14	<b>Grades 9-12</b>	-	-	-					
COUNTY TOTAL		-	-	-	-	-	-	-	-
RATIO: District ADA-to-Enrollment		0.00%	0.00%	0.00%	0.00%	0.00%	0.00%	0.00%	0.00%
RATIO: County ADA-to-Enrollment		0.00%	0.00%	0.00%	0.00%	0.00%	0.00%	0.00%	0.00%

October 31, 2022, T.I.M.E. Community  
Revised Budget for Fiscal Year 2022-23

Data Entry Tab

T.I.M.E. Community (140756)			2019-20	2020-21	2021-22	2022-23	2023-24	2024-25	2025-26	2026-27
<b>(g) PRIOR YEAR GUARANTEE ADJUSTMENT FOR CHARTER SHIFT</b>										
If applicable, enter up to three years of prior year ADA for students transferring into or out of district schools and <b>district-sponsored</b> charter schools. Report the prior year ADA for these students in the current year field, using the grade span the students were enrolled in during the prior year(s).										
<ul style="list-style-type: none"> <li>•2022-23: Enter prior year (2021-22) ADA for net charter shift</li> <li>•2023-24: Enter prior year (2022-23) and second prior year (2021-22) ADA for net charter shift</li> <li>•2024-25: Enter prior year (2023-24), second prior year (2022-23), and third prior year (2021-22) ADA for net charter shift</li> <li>•2025-26 and forward: Enter three prior years ADA for net charter shift</li> </ul>										
<b>Third prior year</b>										
A-6	Grades TK-3	ADA transfer: Student from District to Charter (cross fiscal year)								
A-7	Grades 4-6									
A-8	Grades 7-8									
A-9	Grades 9-12									
			-	-	-	-	-	-	-	-
A-11	Grades TK-3	ADA transfer: Student from Charter to District (cross fiscal year)								
A-12	Grades 4-6									
A-13	Grades 7-8									
A-14	Grades 9-12									
			-	-	-	-	-	-	-	-
<b>Second prior year</b>										
A-6	Grades TK-3	ADA transfer: Student from District to Charter (cross fiscal year)								
A-7	Grades 4-6									
A-8	Grades 7-8									
A-9	Grades 9-12									
			-	-	-	-	-	-	-	-
A-11	Grades TK-3	ADA transfer: Student from Charter to District (cross fiscal year)								
A-12	Grades 4-6									
A-13	Grades 7-8									
A-14	Grades 9-12									
			-	-	-	-	-	-	-	-
<b>Prior year</b> (Charter Shift legislative language suspended in fiscal years 2020-21 and 2021-22)										
A-6	Grades TK-3	ADA transfer: Student from District to Charter (cross fiscal year)	-							
A-7	Grades 4-6		-							
A-8	Grades 7-8		-							
A-9	Grades 9-12		-							
			-	-	-	-	-	-	-	-
A-11	Grades TK-3	ADA transfer: Student from Charter to District (cross fiscal year)	-							
A-12	Grades 4-6		-							
A-13	Grades 7-8		-							
A-14	Grades 9-12		-							
			-	-	-	-	-	-	-	-
Difference			-	-	-	-	-	-	-	-



October 31, 2022, T.I.M.E. Community  
Revised Budget for Fiscal Year 2022-23

Data Entry Tab

T.I.M.E. Community (140756)			2019-20	2020-21	2021-22	2022-23	2023-24	2024-25	2025-26	2026-27
<b>( 4 ) NECESSARY SMALL SCHOOLS ADA</b>										
Enter current and prior year ADA for each school that is eligible to be funded as a necessary small school in the year NSS funding is anticipated.										
<b>1 NSS #1</b>			<b>School Code:</b>							
A-1	<b>Current Year P2 ADA:</b>	<b>Grades TK-3</b>	-	-	-					
A-2		<b>Grades 4-6</b>	-	-	-					
A-3		<b>Grades 7-8</b>	-	-	-					
B-1		<b>Grades 9-12</b>	-	-	-					
		<b>TOTAL</b>	-	-	-	-	-	-	-	-
A-5, B-2	<b>Number of FTE (round up to the full FTE)</b>		-	-	-					
	<b>Is this school eligible for NSS funding?</b>		Eligible	Eligible	Eligible	Eligible	Eligible	Eligible	Eligible	Eligible
	Type of school		Not NSS	Not NSS	Not NSS	Not NSS	Not NSS	Not NSS	Not NSS	Not NSS
	Best funding option calculated is:		LCFF	LCFF	LCFF	LCFF	LCFF	LCFF	LCFF	LCFF
	<b>Select funding method:</b>		<b>LCFF</b>	<b>LCFF</b>	<b>LCFF</b>	Select method	Select method	Select method	Select method	Select method
<b>2 NSS #2</b>			<b>School Code:</b>							
A-1	<b>Current Year P2 ADA:</b>	<b>Grades TK-3</b>	-	-	-					
A-2		<b>Grades 4-6</b>	-	-	-					
A-3		<b>Grades 7-8</b>	-	-	-					
B-1		<b>Grades 9-12</b>	-	-	-					
		<b>TOTAL</b>	-	-	-	-	-	-	-	-
A-5, B-2	<b>Number of FTE (round up to the full FTE)</b>		-	-	-					
	<b>Is this school eligible for NSS funding?</b>		Eligible	Eligible	Eligible	Eligible	Eligible	Eligible	Eligible	Eligible
	Type of school		Not NSS	Not NSS	Not NSS	Not NSS	Not NSS	Not NSS	Not NSS	Not NSS
	Best funding option calculated is:		LCFF	LCFF	LCFF	LCFF	LCFF	LCFF	LCFF	LCFF
	<b>Select funding method:</b>		<b>LCFF</b>	<b>LCFF</b>	<b>LCFF</b>	Select method	Select method	Select method	Select method	Select method
<b>3 NSS #3</b>			<b>School Code:</b>							
A-1	<b>Current Year P2 ADA:</b>	<b>Grades TK-3</b>	-	-	-					
A-2		<b>Grades 4-6</b>	-	-	-					
A-3		<b>Grades 7-8</b>	-	-	-					
B-1		<b>Grades 9-12</b>	-	-	-					
		<b>TOTAL</b>	-	-	-	-	-	-	-	-
A-5, B-2	<b>Number of FTE (round up to the full FTE)</b>		-	-	-					
	<b>Is this school eligible for NSS funding?</b>		Eligible	Eligible	Eligible	Eligible	Eligible	Eligible	Eligible	Eligible
	Type of school		Not NSS	Not NSS	Not NSS	Not NSS	Not NSS	Not NSS	Not NSS	Not NSS
	Best funding option calculated is:		LCFF	LCFF	LCFF	LCFF	LCFF	LCFF	LCFF	LCFF
	<b>Select funding method:</b>		<b>LCFF</b>	<b>LCFF</b>	<b>LCFF</b>	Select method	Select method	Select method	Select method	Select method

October 31, 2022, T.I.M.E. Community  
 Revised Budget for Fiscal Year 2022-23

Data Entry Tab

T.I.M.E. Community (140756)			2019-20	2020-21	2021-22	2022-23	2023-24	2024-25	2025-26	2026-27
<b>4 NSS #4</b>			School Code:							
A-1	Current Year P2 ADA:	Grades TK-3	-	-	-					
A-2		Grades 4-6	-	-	-					
A-3		Grades 7-8	-	-	-					
B-1		Grades 9-12	-	-	-					
		TOTAL	-	-	-	-	-	-	-	-
A-5, B-2	Number of FTE (round up to the full FTE)		-	-	-					
	Is this school eligible for NSS funding?		Eligible	Eligible	Eligible	Eligible	Eligible	Eligible	Eligible	Eligible
	Type of school		Not NSS	Not NSS	Not NSS	Not NSS	Not NSS	Not NSS	Not NSS	Not NSS
	Best funding option calculated is:		LCFF	LCFF	LCFF	LCFF	LCFF	LCFF	LCFF	LCFF
	Select funding method:		LCFF	LCFF	LCFF	Select method	Select method	Select method	Select method	Select method
<b>5 NSS #5</b>			School Code:							
A-1	Current Year P2 ADA:	Grades TK-3	-	-	-					
A-2		Grades 4-6	-	-	-					
A-3		Grades 7-8	-	-	-					
B-1		Grades 9-12	-	-	-					
		TOTAL	-	-	-	-	-	-	-	-
A-5, B-2	Number of FTE (round up to the full FTE)		-	-	-					
	Is this school eligible for NSS funding?		Eligible	Eligible	Eligible	Eligible	Eligible	Eligible	Eligible	Eligible
	Type of school		Not NSS	Not NSS	Not NSS	Not NSS	Not NSS	Not NSS	Not NSS	Not NSS
	Best funding option calculated is:		LCFF	LCFF	LCFF	LCFF	LCFF	LCFF	LCFF	LCFF
	Select funding method:		LCFF	LCFF	LCFF	Select method	Select method	Select method	Select method	Select method



October 31, 2022, T.I.M.E. Community  
Revised Budget for Fiscal Year 2022-23

Data Entry Tab

T.I.M.E. Community (140756)	2019-20	2020-21	2021-22	2022-23	2023-24	2024-25	2025-26	2026-27
<b>( 5 ) IN-LIEU OF PROPERTY TAX CALCULATION FOR CHARTER SCHOOLS</b>								
Complete <u>either</u> section (a) or (b)								
<b>( a ) ALTERNATIVE CALCULATION TOOL</b>								
Only use this section to override the calculated in-lieu of property tax results with a locally determined calculation.								
1. Clear the prepopulated number '1' from the box located to the right				1				
2. Local calculation of <u>total</u> in-lieu property taxes								

<b>( b ) IN-LIEU TAX CALCULATION BY CHARTER SCHOOL (Note: Charters MUST be numbered to bring results into the District In-Lieu Taxes tab)</b>								
Enter the name and ADA for each charter school. Basic Aid districts are required to transfer in-lieu taxes based on grade span funding rates. To reduce data entry, non-basic aid districts can enter the total ADA for each year into a single grade span.								
1	Charter Name							
	Charter ADA by grade span							
	Grades K-3							
	Grades 4-6							
	Grades 7-8							
	Grades 9-12							
Total ADA		-	-	-	-	-	-	-
2	Charter Name							
	Charter ADA by grade span							
	Grades K-3							
	Grades 4-6							
	Grades 7-8							
	Grades 9-12							
Total ADA		-	-	-	-	-	-	-
3	Charter Name							
	Charter ADA by grade span							
	Grades K-3							
	Grades 4-6							
	Grades 7-8							
	Grades 9-12							
Total ADA		-	-	-	-	-	-	-
4	Charter Name							
	Charter ADA by grade span							
	Grades K-3							
	Grades 4-6							
	Grades 7-8							
	Grades 9-12							
Total ADA		-	-	-	-	-	-	-

October 31, 2022, T.I.M.E. Community  
 Revised Budget for Fiscal Year 2022-23

Data Entry Tab

T.I.M.E. Community (140756)		2019-20	2020-21	2021-22	2022-23	2023-24	2024-25	2025-26	2026-27
5	Charter Name								
	Charter ADA by grade span								
	Grades K-3								
	Grades 4-6								
	Grades 7-8								
	Grades 9-12								
	Total ADA	-	-	-	-	-	-	-	-
6	Charter Name								
	Charter ADA by grade span								
	Grades K-3								
	Grades 4-6								
	Grades 7-8								
	Grades 9-12								
	Total ADA	-	-	-	-	-	-	-	-
7	Charter Name								
	Charter ADA by grade span								
	Grades K-3								
	Grades 4-6								
	Grades 7-8								
	Grades 9-12								
	Total ADA	-	-	-	-	-	-	-	-
8	Charter Name								
	Charter ADA by grade span								
	Grades K-3								
	Grades 4-6								
	Grades 7-8								
	Grades 9-12								
	Total ADA	-	-	-	-	-	-	-	-
9	Charter Name								
	Charter ADA by grade span								
	Grades K-3								
	Grades 4-6								
	Grades 7-8								
	Grades 9-12								
	Total ADA	-	-	-	-	-	-	-	-

October 31, 2022, T.I.M.E. Community  
 Revised Budget for Fiscal Year 2022-23

Data Entry Tab

T.I.M.E. Community (140756)		2019-20	2020-21	2021-22	2022-23	2023-24	2024-25	2025-26	2026-27
10	Charter Name								
	Charter ADA by grade span								
	Grades K-3								
	Grades 4-6								
	Grades 7-8								
	Grades 9-12								
	Total ADA	-	-	-	-	-	-	-	-
11	Charter Name								
	Charter ADA by grade span								
	Grades K-3								
	Grades 4-6								
	Grades 7-8								
	Grades 9-12								
	Total ADA	-	-	-	-	-	-	-	-
12	Charter Name								
	Charter ADA by grade span								
	Grades K-3								
	Grades 4-6								
	Grades 7-8								
	Grades 9-12								
	Total ADA	-	-	-	-	-	-	-	-
13	Charter Name								
	Charter ADA by grade span								
	Grades K-3								
	Grades 4-6								
	Grades 7-8								
	Grades 9-12								
	Total ADA	-	-	-	-	-	-	-	-
14	Charter Name								
	Charter ADA by grade span								
	Grades K-3								
	Grades 4-6								
	Grades 7-8								
	Grades 9-12								
	Total ADA	-	-	-	-	-	-	-	-

October 31, 2022, T.I.M.E. Community  
 Revised Budget for Fiscal Year 2022-23

Data Entry Tab

T.I.M.E. Community (140756)		2019-20	2020-21	2021-22	2022-23	2023-24	2024-25	2025-26	2026-27
15	Charter Name								
	Charter ADA by grade span								
	Grades K-3								
	Grades 4-6								
	Grades 7-8								
	Grades 9-12								
	Total ADA	-	-	-	-	-	-	-	-
16	Charter Name								
	Charter ADA by grade span								
	Grades K-3								
	Grades 4-6								
	Grades 7-8								
	Grades 9-12								
	Total ADA	-	-	-	-	-	-	-	-
17	Charter Name								
	Charter ADA by grade span								
	Grades K-3								
	Grades 4-6								
	Grades 7-8								
	Grades 9-12								
	Total ADA	-	-	-	-	-	-	-	-
18	Charter Name								
	Charter ADA by grade span								
	Grades K-3								
	Grades 4-6								
	Grades 7-8								
	Grades 9-12								
	Total ADA	-	-	-	-	-	-	-	-
19	Charter Name								
	Charter ADA by grade span								
	Grades K-3								
	Grades 4-6								
	Grades 7-8								
	Grades 9-12								
	Total ADA	-	-	-	-	-	-	-	-

October 31, 2022, T.I.M.E. Community  
 Revised Budget for Fiscal Year 2022-23

Data Entry Tab

T.I.M.E. Community (140756)		2019-20	2020-21	2021-22	2022-23	2023-24	2024-25	2025-26	2026-27
20	Charter Name								
	Charter ADA by grade span								
	Grades K-3								
	Grades 4-6								
	Grades 7-8								
	Grades 9-12								
	Total ADA	-	-	-	-	-	-	-	-
21	Charter Name								
	Charter ADA by grade span								
	Grades K-3								
	Grades 4-6								
	Grades 7-8								
	Grades 9-12								
	Total ADA	-	-	-	-	-	-	-	-
22	Charter Name								
	Charter ADA by grade span								
	Grades K-3								
	Grades 4-6								
	Grades 7-8								
	Grades 9-12								
	Total ADA	-	-	-	-	-	-	-	-
23	Charter Name								
	Charter ADA by grade span								
	Grades K-3								
	Grades 4-6								
	Grades 7-8								
	Grades 9-12								
	Total ADA	-	-	-	-	-	-	-	-
24	Charter Name								
	Charter ADA by grade span								
	Grades K-3								
	Grades 4-6								
	Grades 7-8								
	Grades 9-12								
	Total ADA	-	-	-	-	-	-	-	-

October 31, 2022, T.I.M.E. Community  
 Revised Budget for Fiscal Year 2022-23

Data Entry Tab

T.I.M.E. Community (140756)		2019-20	2020-21	2021-22	2022-23	2023-24	2024-25	2025-26	2026-27
25	Charter Name								
	Charter ADA by grade span								
	Grades K-3								
	Grades 4-6								
	Grades 7-8								
	Grades 9-12								
	Total ADA	-	-	-	-	-	-	-	-
26	Charter Name								
	Charter ADA by grade span								
	Grades K-3								
	Grades 4-6								
	Grades 7-8								
	Grades 9-12								
	Total ADA	-	-	-	-	-	-	-	-
27	Charter Name								
	Charter ADA by grade span								
	Grades K-3								
	Grades 4-6								
	Grades 7-8								
	Grades 9-12								
	Total ADA	-	-	-	-	-	-	-	-
28	Charter Name								
	Charter ADA by grade span								
	Grades K-3								
	Grades 4-6								
	Grades 7-8								
	Grades 9-12								
	Total ADA	-	-	-	-	-	-	-	-
29	Charter Name								
	Charter ADA by grade span								
	Grades K-3								
	Grades 4-6								
	Grades 7-8								
	Grades 9-12								
	Total ADA	-	-	-	-	-	-	-	-

October 31, 2022, T.I.M.E. Community  
 Revised Budget for Fiscal Year 2022-23

Data Entry Tab

T.I.M.E. Community (140756)		2019-20	2020-21	2021-22	2022-23	2023-24	2024-25	2025-26	2026-27
30	Charter Name								
	Charter ADA by grade span								
	Grades K-3								
	Grades 4-6								
	Grades 7-8								
	Grades 9-12								
	Total ADA	-	-	-	-	-	-	-	-
31	Charter Name								
	Charter ADA by grade span								
	Grades K-3								
	Grades 4-6								
	Grades 7-8								
	Grades 9-12								
	Total ADA	-	-	-	-	-	-	-	-
32	Charter Name								
	Charter ADA by grade span								
	Grades K-3								
	Grades 4-6								
	Grades 7-8								
	Grades 9-12								
	Total ADA	-	-	-	-	-	-	-	-
33	Charter Name								
	Charter ADA by grade span								
	Grades K-3								
	Grades 4-6								
	Grades 7-8								
	Grades 9-12								
	Total ADA	-	-	-	-	-	-	-	-
34	Charter Name								
	Charter ADA by grade span								
	Grades K-3								
	Grades 4-6								
	Grades 7-8								
	Grades 9-12								
	Total ADA	-	-	-	-	-	-	-	-

October 31, 2022, T.I.M.E. Community  
 Revised Budget for Fiscal Year 2022-23

Data Entry Tab

T.I.M.E. Community (140756)		2019-20	2020-21	2021-22	2022-23	2023-24	2024-25	2025-26	2026-27
35	Charter Name	<input type="text"/>							
	Charter ADA by grade span								
	Grades K-3								
	Grades 4-6								
	Grades 7-8								
	Grades 9-12								
	Total ADA	-	-	-	-	-	-	-	-
36	Charter Name	<input type="text"/>							
	Charter ADA by grade span								
	Grades K-3								
	Grades 4-6								
	Grades 7-8								
	Grades 9-12								
	Total ADA	-	-	-	-	-	-	-	-
37	Charter Name	<input type="text"/>							
	Charter ADA by grade span								
	Grades K-3								
	Grades 4-6								
	Grades 7-8								
	Grades 9-12								
	Total ADA	-	-	-	-	-	-	-	-
38	Charter Name	<input type="text"/>							
	Charter ADA by grade span								
	Grades K-3								
	Grades 4-6								
	Grades 7-8								
	Grades 9-12								
	Total ADA	-	-	-	-	-	-	-	-
39	Charter Name	<input type="text"/>							
	Charter ADA by grade span								
	Grades K-3								
	Grades 4-6								
	Grades 7-8								
	Grades 9-12								
	Total ADA	-	-	-	-	-	-	-	-



October 31, 2022, T.I.M.E. Community  
 Revised Budget for Fiscal Year 2022-23

Data Entry Tab

T.I.M.E. Community (140756)		2019-20	2020-21	2021-22	2022-23	2023-24	2024-25	2025-26	2026-27
40	Charter Name	<input type="text"/>							
	Charter ADA by grade span								
	Grades K-3								
	Grades 4-6								
	Grades 7-8								
	Grades 9-12								
	Total ADA	-	-	-	-	-	-	-	-
41	Charter Name	<input type="text"/>							
	Charter ADA by grade span								
	Grades K-3								
	Grades 4-6								
	Grades 7-8								
	Grades 9-12								
	Total ADA	-	-	-	-	-	-	-	-
42	Charter Name	<input type="text"/>							
	Charter ADA by grade span								
	Grades K-3								
	Grades 4-6								
	Grades 7-8								
	Grades 9-12								
	Total ADA	-	-	-	-	-	-	-	-
43	Charter Name	<input type="text"/>							
	Charter ADA by grade span								
	Grades K-3								
	Grades 4-6								
	Grades 7-8								
	Grades 9-12								
	Total ADA	-	-	-	-	-	-	-	-
44	Charter Name	<input type="text"/>							
	Charter ADA by grade span								
	Grades K-3								
	Grades 4-6								
	Grades 7-8								
	Grades 9-12								
	Total ADA	-	-	-	-	-	-	-	-

October 31, 2022, T.I.M.E. Community  
 Revised Budget for Fiscal Year 2022-23

Data Entry Tab

T.I.M.E. Community (140756)		2019-20	2020-21	2021-22	2022-23	2023-24	2024-25	2025-26	2026-27
45	Charter Name								
	Charter ADA by grade span								
	Grades K-3								
	Grades 4-6								
	Grades 7-8								
	Grades 9-12								
	Total ADA	-	-	-	-	-	-	-	-
46	Charter Name								
	Charter ADA by grade span								
	Grades K-3								
	Grades 4-6								
	Grades 7-8								
	Grades 9-12								
	Total ADA	-	-	-	-	-	-	-	-
47	Charter Name								
	Charter ADA by grade span								
	Grades K-3								
	Grades 4-6								
	Grades 7-8								
	Grades 9-12								
	Total ADA	-	-	-	-	-	-	-	-
48	Charter Name								
	Charter ADA by grade span								
	Grades K-3								
	Grades 4-6								
	Grades 7-8								
	Grades 9-12								
	Total ADA	-	-	-	-	-	-	-	-
49	Charter Name								
	Charter ADA by grade span								
	Grades K-3								
	Grades 4-6								
	Grades 7-8								
	Grades 9-12								
	Total ADA	-	-	-	-	-	-	-	-

October 31, 2022, T.I.M.E. Community  
 Revised Budget for Fiscal Year 2022-23

Data Entry Tab

T.I.M.E. Community (140756)		2019-20	2020-21	2021-22	2022-23	2023-24	2024-25	2025-26	2026-27
50	Charter Name								
	Charter ADA by grade span								
	Grades K-3								
	Grades 4-6								
	Grades 7-8								
	Grades 9-12								
	Total ADA	-	-	-	-	-	-	-	-



October 31, 2022, T.I.M.E. Community  
Revised Budget for Fiscal Year 2022-23



Calculator Tab

T.I.M.E. Community (140756) - FY23 September Forecast	v.23.2b	PY3	v.23.2b	10/10/2022	PY2
<b>LOCAL CONTROL FUNDING FORMULA</b>		<b>2019-20</b>	<b>2020-21</b>		
<b>LCFF ENTITLEMENT CALCULATION</b>					
	COLA & Augmentation	Base Grant Proration	Unduplicated Pupil Percentage		
Calculation Factors	3.26%	0.00%	0.00%	0.00%	0.00%
	ADA	Base	Grade Span	Supplemental	Concentration
Grades TK-3	- \$ 7,702	\$ 801			
Grades 4-6	- 7,818				
Grades 7-8	- 8,050				
Grades 9-12	- 9,329	243			
Subtract Necessary Small School ADA and Funding	-				
<b>Total Base, Supplemental, and Concentration Grant</b>	<b>\$ -</b>	<b>\$ -</b>	<b>\$ -</b>	<b>\$ -</b>	<b>\$ -</b>
NSS Allowance	-				
<b>TOTAL BASE</b>	<b>- \$ -</b>	<b>- \$ -</b>	<b>- \$ -</b>	<b>- \$ -</b>	<b>- \$ -</b>
<b>ADD ONS:</b>					
Targeted Instructional Improvement Block Grant					\$ -
Home-to-School Transportation (COLA added commencing 2023-24)					-
Small School District Bus Replacement Program (COLA added commencing 2023-24)					-
Transitional Kindergarten (Commencing 2022-23)					-
<b>ECONOMIC RECOVERY TARGET PAYMENT</b>					-
<b>LCFF ENTITLEMENT</b>					<b>\$ -</b>
<b>STATE AID CALCULATION</b>					
Miscellaneous Adjustments					-
Adjusted LCFF Entitlement					-
Local Revenue (including RDA)					-
Gross State Aid					<b>\$ -</b>
<b>MINIMUM STATE AID CALCULATION</b>					
	12-13 Rate	2019-20 ADA		2020-21 ADA	N/A
2012-13 RL/Charter Gen BG adjusted for ADA	\$ -	-	\$ -	-	-
2012-13 NSS Allowance (deficit)	\$ -	-	\$ -	-	-
Minimum State Aid Adjustments					-
Less Current Year Property Taxes/In-Lieu					-
Subtotal State Aid for Historical RL/Charter General BG					-
Categorical funding from 2012-13 net of fair share reduction					-
Charter School Categorical Block Grant adjusted for ADA					-
Minimum State Aid Guarantee Before Proration Factor					-
Proration Factor					0.00%
Minimum State Aid Guarantee					<b>\$ -</b>
<b>CHARTER SCHOOL MINIMUM STATE AID OFFSET</b>					
LCFF Entitlement					-
Minimum State Aid plus Property Taxes including RDA					-
Offset					-
Minimum State Aid Prior to Offset					-
Total Minimum State Aid with Offset					-
<b>GROSS STATE AID</b>					<b>\$ -</b>
<b>ADDITIONAL STATE AID</b>					<b>\$ -</b>
<b>LCFF Entitlement (before COE transfer, Choice &amp; Charter Supplemental)</b>					<b>\$ -</b>
Change Over Prior Year				0.00%	-
LCFF Entitlement Per ADA					-
Per-ADA Change Over Prior Year				0.00%	-
Basic Aid Status (school districts only)					-
<b>LCFF SOURCES INCLUDING EXCESS TAXES</b>					
		2019-20		Increase	2020-21
State Aid		\$ -		0.00%	\$ -
Education Protection Account		-			-
Property Taxes Net of In-Lieu Transfers		-		0.00%	-
Charter In-Lieu Taxes		-		0.00%	-
Total LCFF (Excludes Basic Aid Choice and Basic Aid Supplemental Funding)		<b>\$ -</b>		<b>0.00%</b>	<b>\$ -</b>

October 31, 2022, T.I.M.E. Community  
Revised Budget for Fiscal Year 2022-23



Calculator Tab

T.I.M.E. Community (140756) - FY23 September Forecast	v.23.2b						PY1	v.23.2b						10/10/2022	CY
LOCAL CONTROL FUNDING FORMULA							2021-22							2022-23	
LCFF ENTITLEMENT CALCULATION															
Calculation Factors	COLA & Augmentation		Base Grant Proration		Unduplicated Pupil Percentage			COLA & Augmentation		Base Grant Proration		Unduplicated Pupil Percentage			
	5.07%		0.00%		100.00% 84.74%			13.26%		0.00%		100.00% 84.74%			
	ADA	Base	Grade Span	Supplemental	Concentration	Total		ADA	Base	Grade Span	Supplemental	Concentration	Total		
Grades TK-3	-	\$ 8,093	\$ 842	\$ 1,787	\$ 1,727	\$ -		-	\$ 9,166	\$ 953	\$ 2,024	\$ 1,956	\$ -		
Grades 4-6	-	8,215		1,643	1,588	-		-	9,304		1,861	1,799	-		
Grades 7-8	-	8,458		1,692	1,635	-		-	9,580		1,916	1,852	-		
Grades 9-12	34.37	9,802	255	2,011	1,944	481,610		60.80	11,102	289	2,278	2,202	964,969		
Subtract Necessary Small School ADA and Funding	-	-	-	-	-	-		-	-	-	-	-	-		
<b>Total Base, Supplemental, and Concentration Grant</b>		\$ 336,895	\$ 8,764	\$ 69,132	\$ 66,819	\$ 481,610			\$ 675,002	\$ 17,571	\$ 138,515	\$ 133,881	\$ 964,969		
NSS Allowance		-	-	-	-	-			-	-	-	-	-		
<b>TOTAL BASE</b>	<b>34.37</b>	<b>\$ 336,895</b>	<b>\$ 8,764</b>	<b>\$ 69,132</b>	<b>\$ 66,819</b>	<b>\$ 481,610</b>		<b>60.80</b>	<b>\$ 675,002</b>	<b>\$ 17,571</b>	<b>\$ 138,515</b>	<b>\$ 133,881</b>	<b>\$ 964,969</b>		
<b>ADD ONS:</b>															
Targeted Instructional Improvement Block Grant							\$ -							\$ -	
Home-to-School Transportation (COLA added commencing 2023-24)							-							-	
Small School District Bus Replacement Program (COLA added commencing 2023-24)							-							-	
Transitional Kindergarten (Commencing 2022-23)							-							-	
<b>ECONOMIC RECOVERY TARGET PAYMENT</b>							-							-	
<b>LCFF ENTITLEMENT</b>							<b>\$ 481,610</b>							<b>\$ 964,969</b>	
<b>STATE AID CALCULATION</b>															
Miscellaneous Adjustments							-							-	
Adjusted LCFF Entitlement							481,610							964,969	
Local Revenue (including RDA)							-							(114,598)	
Gross State Aid							\$ 481,610							\$ 850,371	
<b>MINIMUM STATE AID CALCULATION</b>															
		12-13 Rate	2021-22 ADA			N/A		12-13 Rate	2022-23 ADA				N/A		
2012-13 RL/Charter Gen BG adjusted for ADA		\$ -	34.37			\$ -		\$ -	60.80				\$ -		
2012-13 NSS Allowance (deficit)		\$ -				-							-		
Minimum State Aid Adjustments							-							-	
Less Current Year Property Taxes/In-Lieu							-							(114,598)	
Subtotal State Aid for Historical RL/Charter General BG							-							-	
Categorical funding from 2012-13 net of fair share reduction							-							-	
Charter School Categorical Block Grant adjusted for ADA							-							-	
Minimum State Aid Guarantee Before Proration Factor							-							-	
Proration Factor							0.00%							0.00%	
Minimum State Aid Guarantee							\$ -							\$ -	
<b>CHARTER SCHOOL MINIMUM STATE AID OFFSET</b>															
LCFF Entitlement							481,610							964,969	
Minimum State Aid plus Property Taxes including RDA							-							114,598	
Offset							-							-	
Minimum State Aid Prior to Offset							-							-	
Total Minimum State Aid with Offset							-							-	
<b>GROSS STATE AID</b>							<b>\$ 481,610</b>							<b>\$ 850,371</b>	
<b>ADDITIONAL STATE AID</b>							<b>\$ -</b>							<b>\$ -</b>	
<b>LCFF Entitlement (before COE transfer, Choice &amp; Charter Supplemental)</b>							<b>\$ 481,610</b>							<b>\$ 964,969</b>	
Change Over Prior Year		0.00%	481,610					100.36%	483,359						
LCFF Entitlement Per ADA						14,013							15,871		
Per-ADA Change Over Prior Year		0.00%	14,013					13.26%	1,858						
Basic Aid Status (school districts only)							-							-	
<b>LCFF SOURCES INCLUDING EXCESS TAXES</b>															
			Increase			2021-22			Increase				2022-23		
State Aid	0.00%		474,736			\$ 474,736		76.56%	363,475				\$ 838,211		
Education Protection Account						6,874							12,160		
Property Taxes Net of In-Lieu Transfers	0.00%		-			-		0.00%	-				-		
Charter In-Lieu Taxes	0.00%		-			-		0.00%	114,598				114,598		
<b>Total LCFF (Excludes Basic Aid Choice and Basic Aid Supplemental Funding)</b>	<b>0.00%</b>		<b>474,736</b>			<b>\$ 481,610</b>		<b>99.27%</b>	<b>478,073</b>				<b>\$ 964,969</b>		

October 31, 2022, T.I.M.E. Community  
Revised Budget for Fiscal Year 2022-23



Calculator Tab

T.I.M.E. Community (140756) - FY23 September Forecast		v.23.2b		CY1		v.23.2b		CY2				
LOCAL CONTROL FUNDING FORMULA				2023-24		2024-25						
LCFF ENTITLEMENT CALCULATION												
Calculation Factors	COLA & Augmentation		Base Grant Proration		Unduplicated Pupil Percentage		COLA & Augmentation		Base Grant Proration		Unduplicated Pupil Percentage	
	ADA	Base	Grade Span	Supplemental	Concentration	Total	ADA	Base	Grade Span	Supplemental	Concentration	Total
Grades TK-3	-	\$ 9,659	\$ 1,005	\$ 2,133	\$ 2,061	\$ -	-	\$ 10,047	\$ 1,045	\$ 2,218	\$ 2,144	\$ -
Grades 4-6	-	9,805		1,961	1,895	-	-	10,199		2,040	1,972	-
Grades 7-8	-	10,095		2,019	1,951	-	-	10,501		2,100	2,030	-
Grades 9-12	117.80	11,699	304	2,401	2,320	1,970,075	308.75	12,169	316	2,497	2,413	5,370,854
Subtract Necessary Small School ADA and Funding	-	-	-	-	-	-	-	-	-	-	-	-
<b>Total Base, Supplemental, and Concentration Grant</b>		\$ 1,378,142	\$ 35,811	\$ 282,791	\$ 273,331	\$ 1,970,075		\$ 3,757,179	\$ 97,565	\$ 770,949	\$ 745,161	\$ 5,370,854
NSS Allowance		-	-	-	-	-		-	-	-	-	-
<b>TOTAL BASE</b>	117.80	\$ 1,378,142	\$ 35,811	\$ 282,791	\$ 273,331	\$ 1,970,075	308.75	\$ 3,757,179	\$ 97,565	\$ 770,949	\$ 745,161	\$ 5,370,854
<b>ADD ONS:</b>												
Targeted Instructional Improvement Block Grant						\$ -						\$ -
Home-to-School Transportation (COLA added commencing 2023-24)						-						-
Small School District Bus Replacement Program (COLA added commencing 2023-24)						-						-
Transitional Kindergarten (Commencing 2022-23)						-						-
						-						-
<b>ECONOMIC RECOVERY TARGET PAYMENT</b>						\$ -						\$ -
<b>LCFF ENTITLEMENT</b>						\$ 1,970,075						\$ 5,370,854
<b>STATE AID CALCULATION</b>												
Miscellaneous Adjustments						-						-
Adjusted LCFF Entitlement						1,970,075						5,370,854
Local Revenue (including RDA)						(222,033)						(581,941)
Gross State Aid						\$ 1,748,042						\$ 4,788,913
<b>MINIMUM STATE AID CALCULATION</b>												
		12-13 Rate	2023-24 ADA			N/A		12-13 Rate	2024-25 ADA			N/A
2012-13 RL/Charter Gen BG adjusted for ADA		\$ -	117.80			\$ -		\$ -	308.75			\$ -
2012-13 NSS Allowance (deficit)						-						-
Minimum State Aid Adjustments						-						-
Less Current Year Property Taxes/In-Lieu						(222,033)						(581,941)
Subtotal State Aid for Historical RL/Charter General BG						-						-
Categorical funding from 2012-13 net of fair share reduction						-						-
Charter School Categorical Block Grant adjusted for ADA						-						-
Minimum State Aid Guarantee Before Proration Factor						-						-
Proration Factor						0.00%						0.00%
Minimum State Aid Guarantee						\$ -						\$ -
<b>CHARTER SCHOOL MINIMUM STATE AID OFFSET</b>												
LCFF Entitlement						1,970,075						5,370,854
Minimum State Aid plus Property Taxes including RDA						222,033						581,941
Offset						-						-
Minimum State Aid Prior to Offset						-						-
Total Minimum State Aid with Offset						-						-
<b>GROSS STATE AID</b>						\$ 1,748,042						\$ 4,788,913
<b>ADDITIONAL STATE AID</b>						\$ -						\$ -
<b>LCFF Entitlement (before COE transfer, Choice &amp; Charter Supplemental)</b>						\$ 1,970,075						\$ 5,370,854
Change Over Prior Year			104.16%	1,005,106				172.62%	3,400,779			
LCFF Entitlement Per ADA						16,724						17,395
Per-ADA Change Over Prior Year			5.37%	853				4.01%	671			
Basic Aid Status (school districts only)						-						-
<b>LCFF SOURCES INCLUDING EXCESS TAXES</b>												
			Increase			2023-24		Increase				2024-25
State Aid		105.73%	886,271			\$ 1,724,482		174.12%	3,002,681			\$ 4,727,163
Education Protection Account						23,560						61,750
Property Taxes Net of In-Lieu Transfers		0.00%	-			-		0.00%	-			-
Charter In-Lieu Taxes		93.75%	107,435			222,033		162.10%	359,908			581,941
<b>Total LCFF (Excludes Basic Aid Choice and Basic Aid Supplemental Funding)</b>		102.98%	993,706			\$ 1,970,075		170.68%	3,362,589			\$ 5,370,854

October 31, 2022, T.I.M.E. Community  
Revised Budget for Fiscal Year 2022-23



Calculator Tab

T.I.M.E. Community (140756) - FY23 September Forecast	v.23.2b						CY3						v.23.2b						CY4																			
LOCAL CONTROL FUNDING FORMULA	2025-26												2026-27																									
LCFF ENTITLEMENT CALCULATION	COLA & Augmentation						Base Grant Proration						Unduplicated Pupil Percentage						COLA & Augmentation						Base Grant Proration						Unduplicated Pupil Percentage							
Calculation Factors	3.72%		0.00%		84.74%		3.47%		0.00%		84.74%		3.47%		0.00%		84.74%		3.47%		0.00%		84.74%		3.47%		0.00%		84.74%									
	ADA	Base	Grade Span	Supplemental	Concentration	Total	ADA	Base	Grade Span	Supplemental	Concentration	Total	ADA	Base	Grade Span	Supplemental	Concentration	Total	ADA	Base	Grade Span	Supplemental	Concentration	Total	ADA	Base	Grade Span	Supplemental	Concentration	Total								
Grades TK-3	-	\$ 10,421	\$ 1,084	\$ 2,301	\$ 2,224	\$ -	-	\$ 10,783	\$ 1,121	\$ 2,381	\$ 2,301	\$ -	-	\$ 10,783	\$ 1,121	\$ 2,381	\$ 2,301	\$ -	-	\$ 10,783	\$ 1,121	\$ 2,381	\$ 2,301	\$ -	-	\$ 10,783	\$ 1,121	\$ 2,381	\$ 2,301	\$ -								
Grades 4-6	-	10,578		2,116	2,045	-	-	10,945		2,189	2,116	-	-	10,945		2,189	2,116	-	-	10,945		2,189	2,116	-	-	10,945		2,189	2,116	-								
Grades 7-8	-	10,892		2,178	2,106	-	-	11,270		2,254	2,179	-	-	11,270		2,254	2,179	-	-	11,270		2,254	2,179	-	-	11,270		2,254	2,179	-								
Grades 9-12	513.00	12,622	328	2,590	2,503	9,256,246	570.00	13,060	340	2,680	2,590	10,642,102	570.00	13,060	340	2,680	2,590	10,642,102	570.00	13,060	340	2,680	2,590	10,642,102	570.00	13,060	340	2,680	2,590	10,642,102								
Subtract Necessary Small School ADA and Funding	-	-	-	-	-	-	-	-	-	-	-	-	-	-	-	-	-	-	-	-	-	-	-	-	-	-	-	-	-	-								
<b>Total Base, Supplemental, and Concentration Grant</b>		\$ 6,475,086	\$ 168,264	\$ 1,328,670	\$ 1,284,226	\$ 9,256,246		\$ 7,444,200	\$ 193,800	\$ 1,527,600	\$ 1,476,502	\$ 10,642,102		\$ 7,444,200	\$ 193,800	\$ 1,527,600	\$ 1,476,502	\$ 10,642,102		\$ 7,444,200	\$ 193,800	\$ 1,527,600	\$ 1,476,502	\$ 10,642,102		\$ 7,444,200	\$ 193,800	\$ 1,527,600	\$ 1,476,502	\$ 10,642,102								
NSS Allowance	-	-	-	-	-	-	-	-	-	-	-	-	-	-	-	-	-	-	-	-	-	-	-	-	-	-	-	-	-	-								
<b>TOTAL BASE</b>	513.00	\$ 6,475,086	\$ 168,264	\$ 1,328,670	\$ 1,284,226	\$ 9,256,246	570.00	\$ 7,444,200	\$ 193,800	\$ 1,527,600	\$ 1,476,502	\$ 10,642,102	570.00	\$ 7,444,200	\$ 193,800	\$ 1,527,600	\$ 1,476,502	\$ 10,642,102	570.00	\$ 7,444,200	\$ 193,800	\$ 1,527,600	\$ 1,476,502	\$ 10,642,102	570.00	\$ 7,444,200	\$ 193,800	\$ 1,527,600	\$ 1,476,502	\$ 10,642,102								
<b>ADD ONS:</b>																																						
Targeted Instructional Improvement Block Grant													\$ -													\$ -												
Home-to-School Transportation (COLA added commencing 2023-24)													-													-												
Small School District Bus Replacement Program (COLA added commencing 2023-24)													-													-												
Transitional Kindergarten (Commencing 2022-23)													-													-												
													-													-												
<b>ECONOMIC RECOVERY TARGET PAYMENT</b>													\$ 9,256,246													\$ 10,642,102												
<b>LCFF ENTITLEMENT</b>													\$ 9,256,246													\$ 10,642,102												
<b>STATE AID CALCULATION</b>																																						
Miscellaneous Adjustments													-													-												
Adjusted LCFF Entitlement													9,256,246													10,642,102												
Local Revenue (including RDA)													(966,918)													(1,074,353)												
Gross State Aid													\$ 8,289,328													\$ 9,567,749												
<b>MINIMUM STATE AID CALCULATION</b>																																						
	12-13 Rate		2025-26 ADA		N/A		12-13 Rate		2026-27 ADA		N/A		12-13 Rate		2026-27 ADA		N/A		12-13 Rate		2026-27 ADA		N/A		12-13 Rate		2026-27 ADA		N/A									
2012-13 RL/Charter Gen BG adjusted for ADA	\$ -		513.00		\$ -		\$ -		570.00		\$ -		\$ -		570.00		\$ -		\$ -		570.00		\$ -		\$ -		570.00		\$ -									
2012-13 NSS Allowance (deficit)													-													-												
Minimum State Aid Adjustments													-													-												
Less Current Year Property Taxes/In-Lieu													(966,918)													(1,074,353)												
Subtotal State Aid for Historical RL/Charter General BG													-													-												
Categorical funding from 2012-13 net of fair share reduction													-													-												
Charter School Categorical Block Grant adjusted for ADA													-													-												
Minimum State Aid Guarantee Before Proration Factor													-													-												
Proration Factor													0.00%													0.00%												
Minimum State Aid Guarantee													\$ -													\$ -												
<b>CHARTER SCHOOL MINIMUM STATE AID OFFSET</b>																																						
LCFF Entitlement													9,256,246													10,642,102												
Minimum State Aid plus Property Taxes including RDA													966,918													1,074,353												
Offset													-													-												
Minimum State Aid Prior to Offset													-													-												
Total Minimum State Aid with Offset													-													-												
<b>GROSS STATE AID</b>													\$ 8,289,328													\$ 9,567,749												
<b>ADDITIONAL STATE AID</b>													\$ -													\$ -												
<b>LCFF Entitlement (before COE transfer, Choice &amp; Charter Supplemental)</b>													\$ 9,256,246													\$ 10,642,102												
Change Over Prior Year	72.34%		3,885,392				14.97%		1,385,856				18,670				3.48%		627																			
LCFF Entitlement Per ADA													18,043													18,670												
Per-ADA Change Over Prior Year	3.73%		648				3.48%		627																													
Basic Aid Status (school districts only)													-													-												
<b>LCFF SOURCES INCLUDING EXCESS TAXES</b>																																						
	73.18%		3,459,565		2025-26		15.48%		1,267,021		2026-27		73.18%		3,459,565		15.48%		1,267,021		2026-27		73.18%		3,459,565		15.48%		1,267,021									
State Aid													\$ 8,186,728													\$ 9,453,749												
Education Protection Account													102,600													114,000												
Property Taxes Net of In-Lieu Transfers													-													-												
Charter In-Lieu Taxes	66.15%		384,977		966,918		11.11%		107,435		1,074,353		66.15%		384,977		11.11%		107,435		1,074,353		66.15%		384,977		11.11%		107,435									
Total LCFF (Excludes Basic Aid Choice and Basic Aid Supplemental Funding)	71.58%		3,844,542		\$ 9,256,246		69.77%		1,374,456		\$ 10,642,102		71.58%		3,844,542		69.77%		1,374,456		\$ 10,642,102		71.58%		3,844,542		69.77%		1,374,456									

October 31, 2022, T.I.M.E. Community  
Revised Budget for Fiscal Year 2022-23

EPA Tab



T.I.M.E. Community (140756) - FY23 September Forecast		10/10/22									
EDUCATION PROTECTION ACCOUNT											
Certification Period:	Est. Annual 2019-20	P2 2020-21	Est. Annual 2020-21	P2 2021-22	Est. Annual 2021-22	2022-23	2023-24	2024-25	2025-26	2026-27	
<b>EDUCATION PROTECTION ACCOUNT (EPA) MINIMUM ENTITLEMENT</b>											
A-1 Total ADA for EPA Minimum	-	-	-	34.37	34.37	60.80	117.80	308.75	513.00	570.00	
A-2 Minimum Funding per ADA	\$ 200	\$ 200	\$ 200	\$ 200	\$ 200	\$ 200	\$ 200	\$ 200	\$ 200	\$ 200	
A-3 EPA Minimum Funding (A-1 * A-2)	\$ -	\$ -	\$ -	\$ 6,874	\$ 6,874	\$ 12,160	\$ 23,560	\$ 61,750	\$ 102,600	\$ 114,000	
<b>EPA PROPORTIONATE SHARE CAP</b>											
B1,B4 2012-13 Deficited Base RL/Charter Rate (adjusted for COLA eff. 21/22)	\$ -	\$ -	\$ -	\$ -	\$ -	\$ -	\$ -	\$ -	\$ -	\$ -	
B2,B5 Current Year Funded ADA, excluding NSS	-	-	-	34.37	34.37	60.80	117.80	308.75	513.00	570.00	
B-7 2012-13 Deficited Other Revenue Limit per ADA (adjusted for COLA eff. 21/22)	-	-	-	-	-	-	-	-	-	-	
B-8 Current Year Funded ADA, including NSS	-	-	-	34.37	34.37	60.80	117.80	308.75	513.00	570.00	
Adjusted Total Revenue Limit	\$ -	\$ -	\$ -	\$ -	\$ -	\$ -	\$ -	\$ -	\$ -	\$ -	
Current Year Adjusted NSS Allowance	\$ -	\$ -	\$ -	\$ -	\$ -	\$ -	\$ -	\$ -	\$ -	\$ -	
B-12 Adjusted Revenue Limit/Adjusted General Purpose Funding for EPA	\$ -	\$ -	\$ -	\$ -	\$ -	\$ -	\$ -	\$ -	\$ -	\$ -	
B-13 Local Revenue/In-Lieu of Property Taxes	\$ -	\$ -	\$ -	\$ -	\$ -	\$ 114,598	\$ 222,033	\$ 581,941	\$ 966,918	\$ 1,074,353	
B-14 EPA Proportionate Share Cap (B-12 - B-13; If less than 0, B-14 = 0)	\$ -	\$ -	\$ -	\$ -	\$ -	\$ -	\$ -	\$ -	\$ -	\$ -	
<b>EPA PROPORTIONATE SHARE</b>											
C-1 Adjusted Revenue Limit/Adjusted General Purpose Funding for EPA	\$-	\$-	\$-	\$-	\$-	\$-	\$-	\$-	\$-	\$-	
C-2 Statewide EPA Proportionate Share Ratio (as of P-2 certification)	N/A	0.00000000%	N/A	73.31789035%	N/A	42.11134218%	42.11134218%	42.11134218%	42.11134218%	42.11134218%	
C-3 EPA Proportionate Share (C-1 * C-2)	\$ -	\$ -	\$ -	\$ -	\$ -	\$ -	\$ -	\$ -	\$ -	\$ -	
<b>EPA ENTITLEMENT</b>											
D-1 EPA Entitlement (If C-3 < B-14, then C-3; else B-14); (If C-3 and B-14 < A-3, then A-3)	\$ -	\$ -	\$ -	\$ 6,874	\$ 6,874	\$ 12,160	\$ 23,560	\$ 61,750	\$ 102,600	\$ 114,000	
D-2 Miscellaneous Adjustments**	\$ -	\$ -	\$ -	\$ -	\$ -	\$ -	\$ -	\$ -	\$ -	\$ -	
D-3 Adjusted EPA Entitlement (D-1 + D-2)	-	-	-	6,874	6,874	12,160	23,560	61,750	102,600	114,000	
D-4 Prior Year Annual Adjustment	-	\$ -	-	\$ -	-	-	-	-	-	-	
D-5 P2 Entitlement Net of PY Adjustment	-	\$ -	-	\$ 6,874	\$ 6,874	12,160	23,560	61,750	102,600	114,000	
C-2 Statewide EPA Proportionate Share Ratio (as of Annual certification)	16.13801139%	82.74488538%	82.74488538%	73.31789035%	73.31789035%	73.31789035%	73.31789035%	73.31789035%	73.31789035%	73.31789035%	
Adjusted EPA Allocation (used to calculate LCFF Revenue)	\$ -	\$ -	\$ -	\$ 6,874	\$ -	12,160	23,560	61,750	102,600	114,000	



October 31, 2022, T.I.M.E. Community  
Revised Budget for Fiscal Year 2022-23



Summary Tab

T.I.M.E. Community (140756) - FY23 September Forecast	10/10/2022							
	2019-20	2020-21	2021-22	2022-23	2023-24	2024-25	2025-26	2026-27
<b>SUMMARY OF FUNDING</b>								
<b>General Assumptions</b>								
COLA & Augmentation	3.26%	0.00%	5.07%	13.26%	5.38%	4.02%	3.72%	3.47%
Base Grant Proration Factor	-	0.00%	0.00%	0.00%	0.00%	0.00%	0.00%	0.00%
Add-on, ERT & MSA Proration Factor	-	0.00%	0.00%	0.00%	0.00%	0.00%	0.00%	0.00%
<b>LCFF Entitlement</b>								
Base Grant	\$-	\$-	\$336,895	\$675,002	\$1,378,142	\$3,757,179	\$6,475,086	\$7,444,200
Grade Span Adjustment	-	-	8,764	17,571	35,811	97,565	168,264	193,800
Supplemental Grant	-	-	69,132	138,515	282,791	770,949	1,328,670	1,527,600
Concentration Grant	-	-	66,819	133,881	273,331	745,161	1,284,226	1,476,502
Add-ons: Targeted Instructional Improvement Block Grant	-	-	-	-	-	-	-	-
Add-ons: Home-to-School Transportation	-	-	-	-	-	-	-	-
Add-ons: Small School District Bus Replacement Program	-	-	-	-	-	-	-	-
Add-ons: Transitional Kindergarten	-	-	-	-	-	-	-	-
<b>Total LCFF Entitlement Before Adjustments, ERT &amp; Additional State Aid</b>	<b>\$-</b>	<b>\$-</b>	<b>\$481,610</b>	<b>\$964,969</b>	<b>\$1,970,075</b>	<b>\$5,370,854</b>	<b>\$9,256,246</b>	<b>\$10,642,102</b>
Miscellaneous Adjustments	-	-	-	-	-	-	-	-
Economic Recovery Target	-	-	-	-	-	-	-	-
Additional State Aid	-	-	-	-	-	-	-	-
<b>Total LCFF Entitlement</b>	<b>-</b>	<b>-</b>	<b>481,610</b>	<b>964,969</b>	<b>1,970,075</b>	<b>5,370,854</b>	<b>9,256,246</b>	<b>10,642,102</b>
<b>LCFF Entitlement Per ADA</b>	<b>\$ -</b>	<b>\$ -</b>	<b>\$ 14,013</b>	<b>\$ 15,871</b>	<b>\$ 16,724</b>	<b>\$ 17,395</b>	<b>\$ 18,043</b>	<b>\$ 18,670</b>
<b>Components of LCFF By Object Code</b>								
State Aid (Object Code 8011)	\$ -	\$ -	\$ 474,736	\$ 838,211	\$ 1,724,482	\$ 4,727,163	\$ 8,186,728	\$ 9,453,749
EPA (for LCFF Calculation purposes)	\$ -	\$ -	\$ 6,874	\$ 12,160	\$ 23,560	\$ 61,750	\$ 102,600	\$ 114,000
<i>Local Revenue Sources:</i>								
Property Taxes (Object 8021 to 8089)	\$ -	\$ -	\$ -	\$ -	\$ -	\$ -	\$ -	\$ -
In-Lieu of Property Taxes (Object Code 8096)	\$ -	\$ -	\$ -	\$ 114,598	\$ 222,033	\$ 581,941	\$ 966,918	\$ 1,074,353
<i>Property Taxes net of In-Lieu</i>	\$ -	\$ -	\$ -	\$ -	\$ -	\$ -	\$ -	\$ -
<b>TOTAL FUNDING</b>	<b>-</b>	<b>-</b>	<b>481,610</b>	<b>964,969</b>	<b>1,970,075</b>	<b>5,370,854</b>	<b>9,256,246</b>	<b>10,642,102</b>
Basic Aid Status	\$ -	\$ -	\$ -	\$ -	\$ -	\$ -	\$ -	\$ -
Excess Taxes	\$ -	\$ -	\$ -	\$ -	\$ -	\$ -	\$ -	\$ -
EPA in Excess to LCFF Funding	\$ -	\$ -	\$ -	\$ -	\$ -	\$ -	\$ -	\$ -
<b>Total LCFF Entitlement</b>	<b>-</b>	<b>-</b>	<b>481,610</b>	<b>964,969</b>	<b>1,970,075</b>	<b>5,370,854</b>	<b>9,256,246</b>	<b>10,642,102</b>
<b>SUMMARY OF EPA</b>								
% of Adjusted Revenue Limit - Annual	16.13801139%	82.74488538%	73.31789035%	73.31789035%	73.31789035%	73.31789035%	73.31789035%	73.31789035%
% of Adjusted Revenue Limit - P-2	16.08698870%	70.06785065%	73.31789035%	42.11134218%	42.11134218%	42.11134218%	42.11134218%	42.11134218%
EPA (for LCFF Calculation purposes)	\$ -	\$ -	\$ 6,874	\$ 12,160	\$ 23,560	\$ 61,750	\$ 102,600	\$ 114,000
EPA, Current Year (Object Code 8012)	\$ -	\$ -	\$ 6,874	\$ 12,160	\$ 23,560	\$ 61,750	\$ 102,600	\$ 114,000
(P-2 plus Current Year Accrual)								
EPA, Prior Year Adjustment (Object Code 8019)	\$ -	\$ -	\$ -	\$ -	\$ -	\$ -	\$ -	\$ -
(P-A less Prior Year Accrual)								
Accrual (from Data Entry tab)	-	-	-	-	-	-	-	-

October 31, 2022, T.I.M.E. Community  
 Revised Budget for Fiscal Year 2022-23



Summary Tab

T.I.M.E. Community (140756) - FY23 September Forecast		10/10/2022							
	2019-20	2020-21	2021-22	2022-23	2023-24	2024-25	2025-26	2026-27	
<b>LCAP PERCENTAGE TO INCREASE OR IMPROVE SERVICES</b>									
Base Grant (Excludes add-ons for TIIG and Transportation)	\$ -	\$ -	\$ 345,659	\$ 692,573	\$ 1,413,953	\$ 3,854,744	\$ 6,643,350	\$ 7,638,000	
Supplemental and Concentration Grant funding in the LCAP year	\$ -	\$ -	\$ 135,951	\$ 272,396	\$ 556,122	\$ 1,516,110	\$ 2,612,896	\$ 3,004,102	
Percentage to Increase or Improve Services	0.00%	0.00%	39.33%	39.33%	39.33%	39.33%	39.33%	39.33%	39.33%
<b>SUMMARY OF STUDENT POPULATION</b>									
<b>Unduplicated Pupil Population</b>									
Enrollment	-	-	40	64	124	325	540	600	
COE Enrollment	-	-	-	-	-	-	-	-	
<b>Total Enrollment</b>	<b>0</b>	<b>0</b>	<b>40</b>	<b>64</b>	<b>124</b>	<b>325</b>	<b>540</b>	<b>600</b>	
Unduplicated Pupil Count	-	-	40	64	124	325	540	600	
COE Unduplicated Pupil Count	-	-	-	-	-	-	-	-	
<b>Total Unduplicated Pupil Count</b>	<b>0</b>	<b>0</b>	<b>40</b>	<b>64</b>	<b>124</b>	<b>325</b>	<b>540</b>	<b>600</b>	
Rolling %, Supplemental Grant	0.0000%	0.0000%	100.0000%	100.0000%	100.0000%	100.0000%	100.0000%	100.0000%	100.0000%
Rolling %, Concentration Grant	0.0000%	0.0000%	84.7400%	84.7400%	84.7400%	84.7400%	84.7400%	84.7400%	84.7400%

October 31, 2022, T.I.M.E. Community  
 Revised Budget for Fiscal Year 2022-23



Summary Tab

T.I.M.E. Community (140756) - FY23 September Forecast		10/10/2022							
	2019-20	2020-21	2021-22	2022-23	2023-24	2024-25	2025-26	2026-27	
<b>SUMMARY OF LCFF ADA</b>									
<b>Third Prior Year ADA for the Hold Harmless (adjusted for current year charter shift)</b>									
Grades TK-3				-	-	-	-	-	
Grades 4-6				-	-	-	-	-	
Grades 7-8				-	-	-	-	-	
Grades 9-12				-	-	-	-	-	
<b>LCFF Subtotal</b>	-	-	-	-	-	-	-	-	
NSS	-	-	-	-	-	-	-	-	
<b>Combined Subtotal</b>	-	-	-	-	-	-	-	-	
<b>Second Prior Year ADA for the Hold Harmless (adjusted for current year charter shift)</b>									
Grades TK-3				-	-	-	-	-	
Grades 4-6				-	-	-	-	-	
Grades 7-8				-	-	-	-	-	
Grades 9-12				-	-	-	-	-	
<b>LCFF Subtotal</b>	-	-	-	-	-	-	-	-	
NSS	-	-	-	-	-	-	-	-	
<b>Combined Subtotal</b>	-	-	-	-	-	-	-	-	
<b>Prior Year ADA for the Hold Harmless (adjusted for current year charter shift)</b>									
Grades TK-3	-	-	-	-	-	-	-	-	
Grades 4-6	-	-	-	-	-	-	-	-	
Grades 7-8	-	-	-	-	-	-	-	-	
Grades 9-12	-	-	-	-	-	-	-	-	
<b>LCFF Subtotal</b>	-	-	-	-	-	-	-	-	
NSS	-	-	-	-	-	-	-	-	
<b>Combined Subtotal</b>	-	-	-	-	-	-	-	-	
<b>Prior 3-Year Average ADA (adjusted for +/- current year charter shift)</b>									
Grades TK-3				-	-	-	-	-	
Grades 4-6				-	-	-	-	-	
Grades 7-8				-	-	-	-	-	
Grades 9-12				-	-	-	-	-	
<b>LCFF Subtotal</b>	-	-	-	-	-	-	-	-	
NSS	-	-	-	-	-	-	-	-	
<b>Combined Subtotal</b>	-	-	-	-	-	-	-	-	
<b>Current Year Charter Shift ADA for the Hold Harmless and Prior 3-Year Average</b>	-	-	-	-	-	-	-	-	
<b>Current Year ADA</b>									
Grades TK-3	-	-	-	-	-	-	-	-	
Grades 4-6	-	-	-	-	-	-	-	-	
Grades 7-8	-	-	-	-	-	-	-	-	
Grades 9-12	-	-	34.37	60.80	117.80	308.75	513.00	570.00	
<b>LCFF Subtotal</b>	-	-	34.37	60.80	117.80	308.75	513.00	570.00	
NSS	-	-	-	-	-	-	-	-	
<b>Combined Subtotal</b>	-	-	34.37	60.80	117.80	308.75	513.00	570.00	
<b>Change in LCFF ADA (excludes NSS ADA)</b>	-	-	34.37	60.80	117.80	308.75	513.00	570.00	
	No Change	No Change	Increase	Increase	Increase	Increase	Increase	Increase	

October 31, 2022, T.I.M.E. Community  
 Revised Budget for Fiscal Year 2022-23



Summary Tab

T.I.M.E. Community (140756) - FY23 September Forecast		10/10/2022							
	2019-20	2020-21	2021-22	2022-23	2023-24	2024-25	2025-26	2026-27	
<b>2021-22 Proxy ADA Determination - for School District Calculations only. Funding for charter schools under Section 123 of AB 181 will be allocated outside of the LCFF and apportioned as a one-time categorical funding.</b>									
<b>Yield Calculation</b>									
Total ADA	-	-	34.37	-	-	-	-	-	
Total Enrollment	-	-	40.00	-	-	-	-	-	
Attendance Yield	0.0000%	-	85.9250%	-	-	-	-	-	
<b>Quotient</b>									
<b>2021-22 Proxy ADA</b>									
Grades TK-3	-	-	-	-	-	-	-	-	
Grades 4-6	-	-	-	-	-	-	-	-	
Grades 7-8	-	-	-	-	-	-	-	-	
Grades 9-12	-	-	-	-	-	-	-	-	
<b>Subtotal</b>	-	-	-	-	-	-	-	-	
NSS	-	-	-	-	-	-	-	-	
<b>Combined Subtotal</b>	-	-	-	-	-	-	-	-	
<b>Funded LCFF ADA (greater of current year, prior year or 3-prior year average)</b>									
Grades TK-3	-	-	-	-	-	-	-	-	
Grades 4-6	-	-	-	-	-	-	-	-	
Grades 7-8	-	-	-	-	-	-	-	-	
Grades 9-12	-	-	34.37	60.80	117.80	308.75	513.00	570.00	
<b>Subtotal</b>	-	-	34.37	60.80	117.80	308.75	513.00	570.00	
	<i>Current</i>	<i>Current</i>	<i>Current</i>	<i>Current</i>	<i>Current</i>	<i>Current</i>	<i>Current</i>	<i>Current</i>	
<b>Funded NSS ADA</b>									
Grades TK-3	-	-	-	-	-	-	-	-	
Grades 4-6	-	-	-	-	-	-	-	-	
Grades 7-8	-	-	-	-	-	-	-	-	
Grades 9-12	-	-	-	-	-	-	-	-	
<b>Subtotal</b>	-	-	-	-	-	-	-	-	
<b>NPS, CDS, &amp; COE Operated</b>									
Grades TK-3	-	-	-	-	-	-	-	-	
Grades 4-6	-	-	-	-	-	-	-	-	
Grades 7-8	-	-	-	-	-	-	-	-	
Grades 9-12	-	-	-	-	-	-	-	-	
<b>Subtotal</b>	-	-	-	-	-	-	-	-	
<b>ACTUAL ADA (Current Year Only)</b>									
Grades TK-3	-	-	-	-	-	-	-	-	
Grades 4-6	-	-	-	-	-	-	-	-	
Grades 7-8	-	-	-	-	-	-	-	-	
Grades 9-12	-	-	34.37	60.80	117.80	308.75	513.00	570.00	
<b>Total Actual ADA</b>	-	-	34.37	60.80	117.80	308.75	513.00	570.00	
<b>TOTAL FUNDED ADA</b>									
Grades TK-3	-	-	-	-	-	-	-	-	
Grades 4-6	-	-	-	-	-	-	-	-	
Grades 7-8	-	-	-	-	-	-	-	-	
Grades 9-12	-	-	34.37	60.80	117.80	308.75	513.00	570.00	
<b>Total</b>	-	-	34.37	60.80	117.80	308.75	513.00	570.00	
<i>Funded Difference (Funded ADA less Actual ADA)</i>									
	-	-	-	-	-	-	-	-	
<b>FUNDED ADA for the Transitional Kindergarten Add-on</b>									
Current Year TK ADA	-	-	-	-	-	-	-	-	

October 31, 2022, T.I.M.E. Community  
Revised Budget for Fiscal Year 2022-23



Summary Tab

T.I.M.E. Community (140756) - FY23 September Forecast		10/10/2022							
		2019-20	2020-21	2021-22	2022-23	2023-24	2024-25	2025-26	2026-27
<b>PER-ADA FUNDING LEVELS</b>									
<b>Base, Supplemental and Concentration Rate per ADA</b>									
Grades TK-3	\$	8,503	\$ 8,503	\$ 12,449	\$ 14,099	\$ 14,858	\$ 15,455	\$ 16,030	\$ 16,586
Grades 4-6	\$	7,818	\$ 7,818	\$ 11,446	\$ 12,963	\$ 13,661	\$ 14,210	\$ 14,738	\$ 15,250
Grades 7-8	\$	8,050	\$ 8,050	\$ 11,785	\$ 13,348	\$ 14,065	\$ 14,631	\$ 15,176	\$ 15,703
Grades 9-12	\$	9,572	\$ 9,572	\$ 14,013	\$ 15,871	\$ 16,724	\$ 17,395	\$ 18,043	\$ 18,670
<b>Base Grants</b>									
Grades TK-3	\$	7,702	\$ 7,702	\$ 8,093	\$ 9,166	\$ 9,659	\$ 10,047	\$ 10,421	\$ 10,783
Grades 4-6	\$	7,818	\$ 7,818	\$ 8,215	\$ 9,304	\$ 9,805	\$ 10,199	\$ 10,578	\$ 10,945
Grades 7-8	\$	8,050	\$ 8,050	\$ 8,458	\$ 9,580	\$ 10,095	\$ 10,501	\$ 10,892	\$ 11,270
Grades 9-12	\$	9,329	\$ 9,329	\$ 9,802	\$ 11,102	\$ 11,699	\$ 12,169	\$ 12,622	\$ 13,060
<b>Grade Span Adjustment</b>									
Grades TK-3	\$	801	\$ 801	\$ 842	\$ 953	\$ 1,005	\$ 1,045	\$ 1,084	\$ 1,121
Grades 9-12	\$	243	\$ 243	\$ 255	\$ 289	\$ 304	\$ 316	\$ 328	\$ 340
<b>Prorated Base, Supplemental and Concentration Rate per ADA</b>									
Grades TK-3	\$	8,503	\$ 8,503	\$ 8,935	\$ 10,119	\$ 10,664	\$ 11,092	\$ 11,505	\$ 11,904
Grades 4-6	\$	7,818	\$ 7,818	\$ 8,215	\$ 9,304	\$ 9,805	\$ 10,199	\$ 10,578	\$ 10,945
Grades 7-8	\$	8,050	\$ 8,050	\$ 8,458	\$ 9,580	\$ 10,095	\$ 10,501	\$ 10,892	\$ 11,270
Grades 9-12	\$	9,572	\$ 9,572	\$ 10,057	\$ 11,391	\$ 12,003	\$ 12,485	\$ 12,950	\$ 13,400
<b>Prorated Base Grants</b>									
Grades TK-3	\$	7,702	\$ 7,702	\$ 8,093	\$ 9,166	\$ 9,659	\$ 10,047	\$ 10,421	\$ 10,783
Grades 4-6	\$	7,818	\$ 7,818	\$ 8,215	\$ 9,304	\$ 9,805	\$ 10,199	\$ 10,578	\$ 10,945
Grades 7-8	\$	8,050	\$ 8,050	\$ 8,458	\$ 9,580	\$ 10,095	\$ 10,501	\$ 10,892	\$ 11,270
Grades 9-12	\$	9,329	\$ 9,329	\$ 9,802	\$ 11,102	\$ 11,699	\$ 12,169	\$ 12,622	\$ 13,060
<b>Prorated Grade Span Adjustment</b>									
Grades TK-3	\$	801	\$ 801	\$ 842	\$ 953	\$ 1,005	\$ 1,045	\$ 1,084	\$ 1,121
Grades 9-12	\$	243	\$ 243	\$ 255	\$ 289	\$ 304	\$ 316	\$ 328	\$ 340
<b>Supplemental Grant</b>									
Maximum - 1.00 ADA, 100% UPP		20%	20%	20%	20%	20%	20%	20%	20%
Grades TK-3	\$	1,701	\$ 1,701	\$ 1,787	\$ 2,024	\$ 2,133	\$ 2,218	\$ 2,301	\$ 2,381
Grades 4-6	\$	1,564	\$ 1,564	\$ 1,643	\$ 1,861	\$ 1,961	\$ 2,040	\$ 2,116	\$ 2,189
Grades 7-8	\$	1,610	\$ 1,610	\$ 1,692	\$ 1,916	\$ 2,019	\$ 2,100	\$ 2,178	\$ 2,254
Grades 9-12	\$	1,914	\$ 1,914	\$ 2,011	\$ 2,278	\$ 2,401	\$ 2,497	\$ 2,590	\$ 2,680
<b>Actual - 1.00 ADA, Local UPP as follows:</b>									
Grades TK-3	\$	-	\$ -	\$ 1,787	\$ 2,024	\$ 2,133	\$ 2,218	\$ 2,301	\$ 2,381
Grades 4-6	\$	-	\$ -	\$ 1,643	\$ 1,861	\$ 1,961	\$ 2,040	\$ 2,116	\$ 2,189
Grades 7-8	\$	-	\$ -	\$ 1,692	\$ 1,916	\$ 2,019	\$ 2,100	\$ 2,178	\$ 2,254
Grades 9-12	\$	-	\$ -	\$ 2,011	\$ 2,278	\$ 2,401	\$ 2,497	\$ 2,590	\$ 2,680
<b>Concentration Grant (&gt;55% population)</b>									
Maximum - 1.00 ADA, 100% UPP		50%	50%	65%	65%	65%	65%	65%	65%
Grades TK-3	\$	4,252	\$ 4,252	\$ 5,808	\$ 6,577	\$ 6,932	\$ 7,210	\$ 7,478	\$ 7,738
Grades 4-6	\$	3,909	\$ 3,909	\$ 5,340	\$ 6,048	\$ 6,373	\$ 6,629	\$ 6,876	\$ 7,114
Grades 7-8	\$	4,025	\$ 4,025	\$ 5,498	\$ 6,227	\$ 6,562	\$ 6,826	\$ 7,080	\$ 7,326
Grades 9-12	\$	4,786	\$ 4,786	\$ 6,537	\$ 7,404	\$ 7,802	\$ 8,115	\$ 8,418	\$ 8,710
<b>Actual - 1.00 ADA, Local UPP &gt;55% as follows:</b>									
Grades TK-3	\$	-	\$ -	\$ 1,727	\$ 1,956	\$ 2,061	\$ 2,144	\$ 2,224	\$ 2,301
Grades 4-6	\$	-	\$ -	\$ 1,588	\$ 1,799	\$ 1,895	\$ 1,972	\$ 2,045	\$ 2,116
Grades 7-8	\$	-	\$ -	\$ 1,635	\$ 1,852	\$ 1,951	\$ 2,030	\$ 2,106	\$ 2,179
Grades 9-12	\$	-	\$ -	\$ 1,944	\$ 2,202	\$ 2,320	\$ 2,413	\$ 2,503	\$ 2,590

October 31, 2022, T.I.M.E. Community  
Revised Budget for Fiscal Year 2022-23

Graphs Tab

**T.I.M.E. Community (140756) - FY23 September Forecast**

**Charts and Graphs**

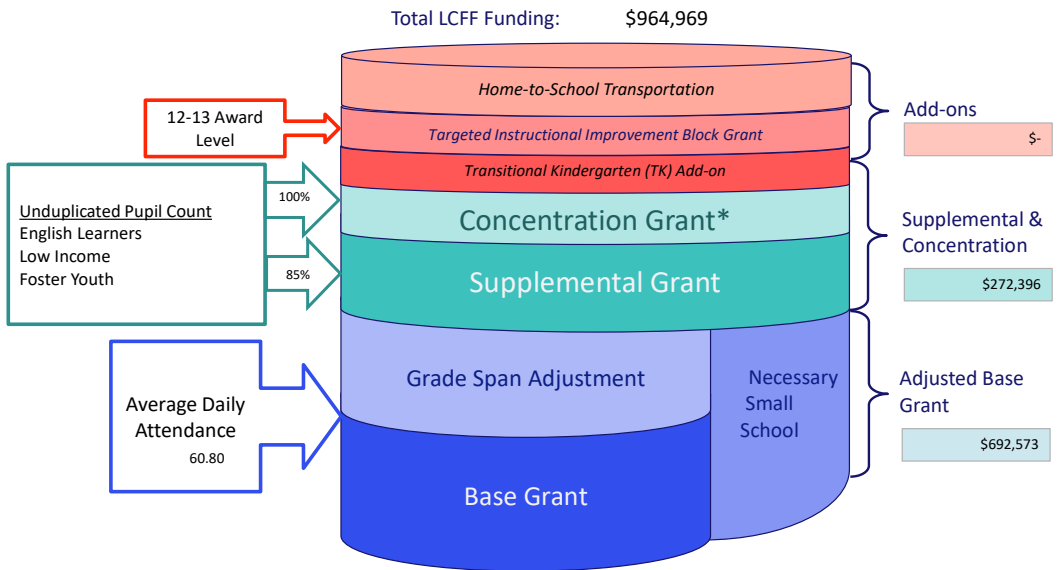
Charts and graphs provided on this tab represent one computational methodology and are not intended to set or communicate any standards of the California Department of Education (CDE) or the Fiscal Crisis and Management Assistance Team (FCMAT). The Graphs tab remains unprotected to allow editing for local standards.

2022-23

Change the fiscal year here to update all of the charts and graphics on this page that only display one fiscal year.

**Components of LCFF Entitlement**

	2022-23	
Base Grant	\$ 675,002	60.80 ADA
Grade Span Adjustment	\$ 17,571	\$ 692,573 Adjusted Base Grant
Supplemental Grant	\$ 138,515 100%	
Concentration Grant	\$ 133,881 85%	\$ 272,396 Supplemental & Concentration
Add-ons: Targeted Instructional Improvement Block Grant	\$ -	
Add-ons: Home-to-School Transportation	\$ -	
Add-ons: Small School District Bus Replacement Program	\$ -	\$ - Add-ons
Add-ons: Transitional Kindergarten	\$ -	
<b>Total</b>	<b>\$ 964,969</b>	<b>\$ 964,969</b>



\*Unduplicated Pupil Percentage must be above 55% to receive Concentration Grant funding

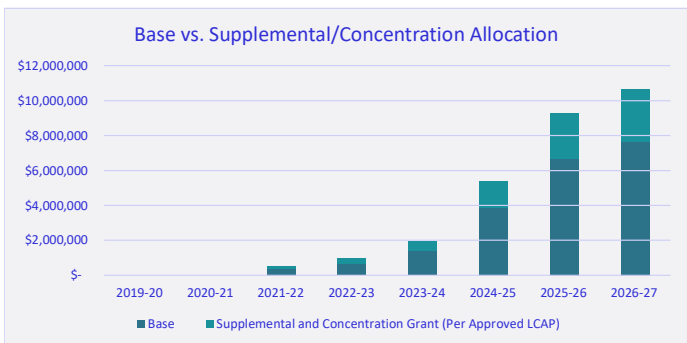
October 31, 2022, T.I.M.E. Community  
Revised Budget for Fiscal Year 2022-23

Graphs Tab

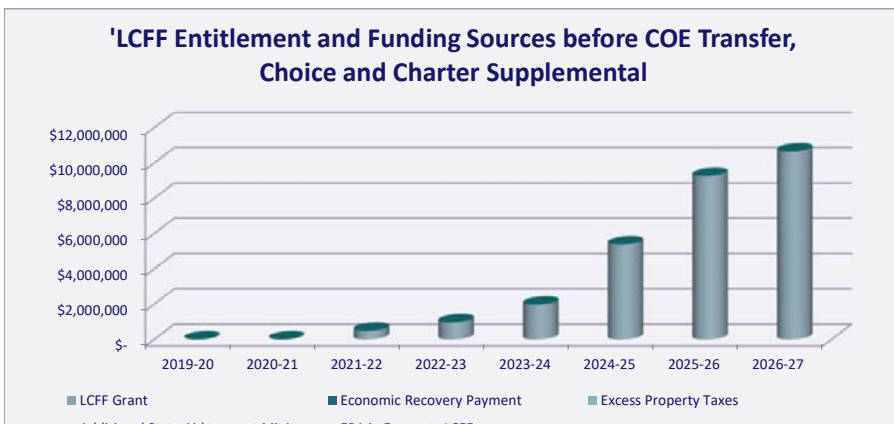
**T.I.M.E. Community (140756) - FY23 September Forecast**

**Charts and Graphs**

Minimum Proportionality Analysis									
	2019-20	2020-21	2021-22	2022-23	2023-24	2024-25	2025-26	2026-27	
Base	\$ -	\$ -	\$ 345,659	\$ 692,573	\$ 1,413,953	\$ 3,854,744	\$ 6,643,350	\$ 7,638,000	
Supplemental and Concentration Grant (Per Approved LCAP)	-	-	135,951	272,396	556,122	1,516,110	2,612,896	3,004,102	
<b>Total</b>	<b>\$ -</b>	<b>\$ -</b>	<b>\$ 481,610</b>	<b>\$ 964,969</b>	<b>\$ 1,970,075</b>	<b>\$ 5,370,854</b>	<b>\$ 9,256,246</b>	<b>\$ 10,642,102</b>	



Funding Sources								
	2019-20	2020-21	2021-22	2022-23	2023-24	2024-25	2025-26	2026-27
Excess Property Taxes	\$ -	\$ -	\$ -	\$ -	\$ -	\$ -	\$ -	\$ -
Additional State Aid to meet Minimum	\$ -	\$ -	\$ -	\$ -	\$ -	\$ -	\$ -	\$ -
EPA in Excess to LCFF	\$ -	\$ -	\$ -	\$ -	\$ -	\$ -	\$ -	\$ -
Economic Recovery Payment	\$ -	\$ -	\$ -	\$ -	\$ -	\$ -	\$ -	\$ -
LCFF Grant	\$ -	\$ -	\$ 481,610	\$ 964,969	\$ 1,970,075	\$ 5,370,854	\$ 9,256,246	\$ 10,642,102
<b>Total General Purpose Funding</b>	<b>\$ -</b>	<b>\$ -</b>	<b>\$ 481,610</b>	<b>\$ 964,969</b>	<b>\$ 1,970,075</b>	<b>\$ 5,370,854</b>	<b>\$ 9,256,246</b>	<b>\$ 10,642,102</b>



### October 31, 2022, T.I.M.E. Community Revised Budget for Fiscal Year 2022-23

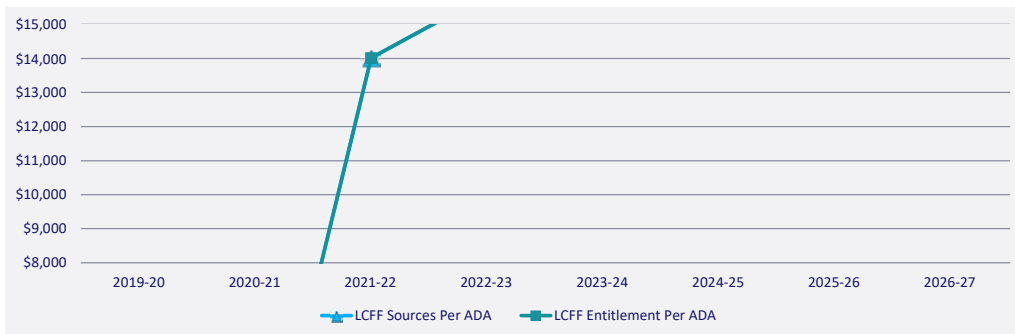
Graphs Tab

**T.I.M.E. Community (140756) - FY23 September Forecast**

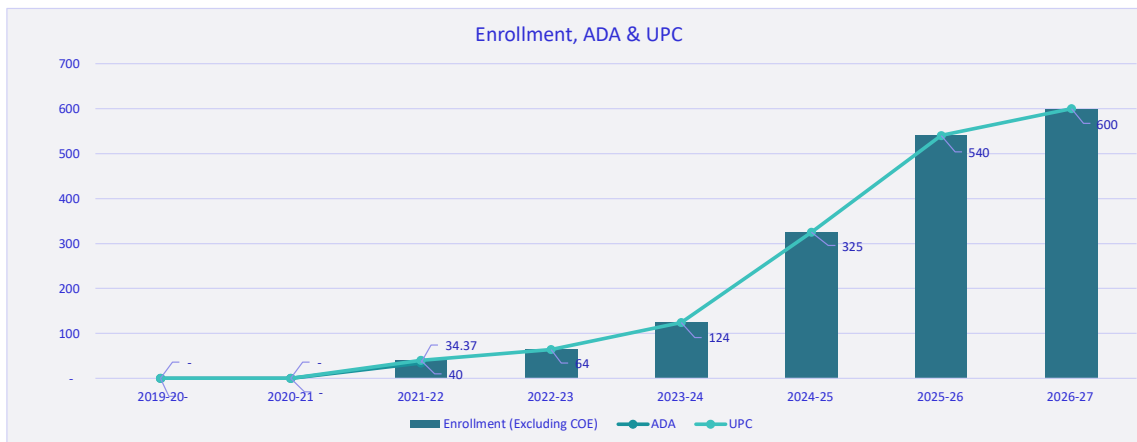
**Charts and Graphs**

Additional State Aid to meet Minimum EPA in Excess to LCFF

LCFF Entitlement per ADA								
	2019-20	2020-21	2021-22	2022-23	2023-24	2024-25	2025-26	2026-27
Funded ADA	-	-	34.37	60.80	117.80	308.75	513.00	570.00
LCFF Sources per ADA	\$ -	\$ -	\$ 14,012.51	\$ 15,871.20	\$ 16,723.90	\$ 17,395.48	\$ 18,043.36	\$ 18,670.35
Net Change per ADA	\$ -	\$ -	\$ 14,012.51	\$ 1,858.69	\$ 852.70	\$ 671.58	\$ 647.89	\$ 626.99
Net Percent Change		0.00%	0.00%	13.26%	5.37%	4.02%	3.72%	3.47%
Estimated LCFF Entitlement per ADA	\$ -	\$ -	\$ 14,012.51	\$ 15,871.20	\$ 16,723.90	\$ 17,395.48	\$ 18,043.36	\$ 18,670.35
Net Change per ADA	\$ -	\$ -	\$ 14,012.51	\$ 1,858.69	\$ 852.70	\$ 671.58	\$ 647.89	\$ 626.99
Net Percent Change		0.00%	0.00%	13.26%	5.37%	4.02%	3.72%	3.47%



Student Summary								
	2019-20	2020-21	2021-22	2022-23	2023-24	2024-25	2025-26	2026-27
Enrollment (Excluding COE)	-	-	40	64	124	325	540	600
UPC	-	-	40	64	124	325	540	600
ADA	-	-	34.37	60.80	117.80	308.75	513.00	570.00





**Email 2 dated October 31, 2022, from Marisol Felix for  
Subject: RE: Approved Budget with Attachment: TIME  
Financial Narrative & Summary**

**Makenna Huey**

---

**From:** Marisol Felix <mfelix@charterimpact.com>  
**Sent:** Monday, October 31, 2022 1:08 PM  
**To:** Chan\_Vo; Gabriel Ramirez  
**Cc:** Chau\_Rick; Brown\_Darryl  
**Subject:** RE: Approved Budget  
**Attachments:** TIME Financial Narrative & Summary 22.10.31.pdf

Hello Vo,

Please see attached per your request.

Thank you for your time and patience.

**Marisol Felix M.P.A.**  
*Director of Client Finance*

**Charter Impact, Inc.**  
8500 Balboa Blvd., Suite 140  
Northridge, CA 91325  
Office: (888) 474-0322 Ext. 129  
Direct: (323) 986-6648  
Fax: (888) 562-9312  
[www.charterimpact.com](http://www.charterimpact.com)

Privileged and Confidential Communication.  
This electronic transmission, and any documents attached hereto, (a) are protected by the Electronic Communications Privacy Act (18 USC §§ 2510-2521), (b) may contain confidential and/or legally privileged information, and (c) are for the sole use of the intended recipient named above. If you have received this electronic message in error, please notify the sender and delete the electronic message. Any disclosure, copying, distribution, or use of the contents of the information received in error is strictly prohibited.

---

**From:** Chan\_Vo <Chan\_Vo@lacoedu.edu>  
**Sent:** Thursday, October 27, 2022 12:22 PM  
**To:** Marisol Felix <mfelix@charterimpact.com>; Gabriel Ramirez <gramirez@timecommunityschools.org>  
**Cc:** Chau\_Rick <Chau\_Rick@lacoedu.edu>; Brown\_Darryl <Brown\_Darryl@lacoedu.edu>  
**Subject:** Re: Approved Budget

**CAUTION: This message originated from an external domain, please use caution when clicking on links or opening attachments.**

Hi Marisol,

Would you be able to provide by noon on Monday 10/31?

Thanks,

Vo

Get [Outlook for iOS](#)

---

**From:** Marisol Felix <[mfelix@charterimpact.com](mailto:mfelix@charterimpact.com)>  
**Sent:** Thursday, October 27, 2022 12:17 PM  
**To:** Chan\_Vo <[Chan\\_Vo@lacoedu.edu](mailto:Chan_Vo@lacoedu.edu)>; Gabriel Ramirez <[gramirez@timecommunityschools.org](mailto:gramirez@timecommunityschools.org)>  
**Cc:** Chau\_Rick <[Chau\\_Rick@lacoedu.edu](mailto:Chau_Rick@lacoedu.edu)>; Brown\_Darryl <[Brown\\_Darryl@lacoedu.edu](mailto:Brown_Darryl@lacoedu.edu)>  
**Subject:** RE: Approved Budget

Hi Vo,

Thank you for your email. When would you like to receive this information?

Thank you for your time and patience.

**Marisol Felix M.P.A.**  
*Director of Client Finance*

**Charter Impact, Inc.**  
8500 Balboa Blvd., Suite 140  
Northridge, CA 91325  
Office: (888) 474-0322 Ext. 129  
Direct: (323) 986-6648  
Fax: (888) 562-9312  
[www.charterimpact.com](http://www.charterimpact.com)

Privileged and Confidential Communication.

This electronic transmission, and any documents attached hereto, (a) are protected by the Electronic Communications Privacy Act (18 USC §§ 2510-2521), (b) may contain confidential and/or legally privileged information, and (c) are for the sole use of the intended recipient named above. If you have received this electronic message in error, please notify the sender and delete the electronic message. Any disclosure, copying, distribution, or use of the contents of the information received in error is strictly prohibited.

---

**From:** Chan\_Vo <[Chan\\_Vo@lacoedu.edu](mailto:Chan_Vo@lacoedu.edu)>  
**Sent:** Thursday, October 27, 2022 12:08 PM  
**To:** Gabriel Ramirez <[gramirez@timecommunityschools.org](mailto:gramirez@timecommunityschools.org)>  
**Cc:** Marisol Felix <[mfelix@charterimpact.com](mailto:mfelix@charterimpact.com)>; Chau\_Rick <[Chau\\_Rick@lacoedu.edu](mailto:Chau_Rick@lacoedu.edu)>; Brown\_Darryl <[Brown\\_Darryl@lacoedu.edu](mailto:Brown_Darryl@lacoedu.edu)>  
**Subject:** RE: Approved Budget

**CAUTION: This message originated from an external domain, please use caution when clicking on links or opening attachments.**

Hello Gabriel,

The budget assumptions are very helping in understanding the latest budget. However, we are also requesting a narrative explaining material changes between the adopted budget and the revised budget. For example, we know that LCFF revenues will decrease substantially due to actual current enrollment of 64 compared budgeted enrollment of 110. We would need similar explanations for other revenues and expenses adjustments. Please let me know if you have any questions, or would prefer to schedule a meeting to discuss.

Regards,

Vo

---

**From:** Gabriel Ramirez <[gramirez@timecommunityschools.org](mailto:gramirez@timecommunityschools.org)>  
**Sent:** Wednesday, October 26, 2022 3:49 PM  
**To:** Chan\_Vo <[Chan\\_Vo@lacoedu.edu](mailto:Chan_Vo@lacoedu.edu)>  
**Cc:** Marisol Felix <[mfelix@charterimpact.com](mailto:mfelix@charterimpact.com)>  
**Subject:** Re: Approved Budget

Last Thursday

On Wed, Oct 26, 2022 at 3:48 PM Chan\_Vo <[Chan\\_Vo@lacoedu.edu](mailto:Chan_Vo@lacoedu.edu)> wrote:

Hello Gabriel,

When was this budget board approved?

Thanks,

Vo

---


**From:** Gabriel Ramirez <[gramirez@timecommunityschools.org](mailto:gramirez@timecommunityschools.org)>  
**Sent:** Wednesday, October 26, 2022 3:45 PM  
**To:** Chan\_Vo <[Chan\\_Vo@lacoedu.edu](mailto:Chan_Vo@lacoedu.edu)>  
**Cc:** Marisol Felix <[mfelix@charterimpact.com](mailto:mfelix@charterimpact.com)>  
**Subject:** Approved Budget

Hello:

Please see attached approved budget.


Thank you,

--  
**Dr. Gabriel Ramirez**  
**Executive Director & Founder**



**CAUTION:** This email originated from outside of LACOE. Please do not click links or open attachments unless you recognize the sender and expected the message.

--  
**Dr. Gabriel Ramirez**  
**Executive Director & Founder**



**CAUTION:** This email originated from outside of LACOE. Please do not click links or open attachments unless you recognize the sender and expected the message.

**CAUTION:** This email originated from outside of LACOE. Please do not click links or open attachments unless you recognize the sender and expected the message.

**CAUTION:** This email originated from outside of LACOE. Please do not click links or open attachments unless you recognize the sender and expected the message.

## **Attachment to email 2: TIME Financial Narrative & Summary**

## **TIME Community Schools**

### **FY2022.23 Revised Budget Narrative and Summary**

Narrative and Summary for the Revised Budget report revenue and expenditures for the fiscal year 2022-23.

#### Revenue:

- A. State Aid – School applied to PENSEC and the 20-day Special Apportionment in the second year of operations under a significantly expanding charter. The original budget was adjusted per reported enrollment and ADA numbers decreasing revenue. Annual projections account the Governor’s budget compounded LCFF cost of living and additional discretionary adjustment resulting in a 13.26% LCFF cola increase.
- B. Federal Revenue – Budget was adjusted per reported enrollment and ADA numbers. The School was awarded ESSER Funds, of which \$28,775 will be recognized in FY22-23.
- C. Other State Revenue – Original budget was adjusted per reported enrollment and ADA numbers. The school was also awarded a Learning Recovery Block Grant of \$82,350 and an Instructional Material Block Grant of \$22,895, resulting in an increase in Other State revenue.
- D. Other Local Revenue – The schools entered into a sub-lease agreement. The rate per square foot is comparable to that of the geographic area.

#### Expenses:

- A. Certificated Salaries – A decrease in salary expenses due to changes in the staffing model led by enrollment changes.
- B. Classified Salaries – Increase in salary expenses due to changes in the staffing model led by enrollment changes.
- C. Employee Benefits – Decrease in employee benefits relative to staffing model changes.
- D. Books and Supplies – Budget was adjusted per reported enrollment and ADA numbers. Non-Capitalized equipment expenses decreased due to donations.
- E. Sub-agreement Services and Other Operating Expenses – Special Education agreement services were adjusted per reported enrollment and ADA numbers.
- F. Operations and Housekeeping – Liability insurance was previously overestimated and has been adjusted to actual carrier premium commercial package.

- G. Facilities, Repairs, and Other Leases - Increase the cost to repairs and maintenance of the facility.
- H. Professional/Consulting Services – A decrease in budgeted revenue for the year impacts the forecasted District Oversight Fees and lowers the expense for the year.
- I. Depreciation – Capitalized equipment purchased; financials are now depreciating expenses.
- J. Interest Expenses – Reporting interest on repayment of the Charter School Revolving Loan Program and forecasted sales of receivables for the year.